



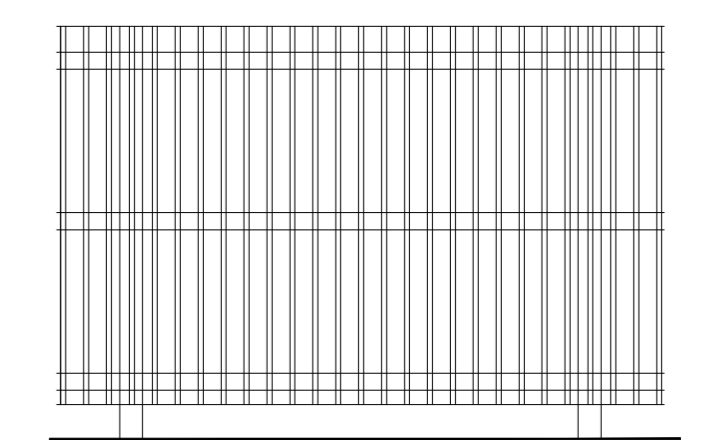
WOODWARD COURT, MIRFIELD



DRAWING LEGEND:



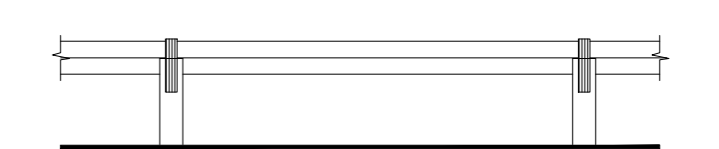
1800mm HIGH FEATURE BOUNDARY FENCE CLOSE BOARDED



1800mm FEATHERBOARD BOUNDARY FENCE



DRYSTONE WALL WITH NAMEPLATE



450mm KNEE RAIL



A Knee rails amended around shared drives.

Nov 25

BOUNDARY TREATMENT PLAN - 2520-SI-04A
WOODWARD COURT, MIRFIELD
BELLWAY HOMES
SCALE: 1:500@A0 - NOVEMBER 2025

PARKER PEEL
ARCHITECTURAL

info@parkerpeel.co.uk www.parkerpeel.co.uk 01924 921 860

BOUNDARY TREATMENT PLAN - 1:500

