Network Rail (Huddersfield to Westtown (Dewsbury) Improvements) Order

Huddersfield Station Listed Building Consent Condition 2: Schedule of Materials

Network Rail

November 2025



Contents

1. INTRODUCTION 3
1.1 Background 3
2. STAGED APPROACH TO DISCHARGE 4
3. INFORMATION INCLUDED IN THIS SUBMISSION 6
4. HUDDERSFIELD STATION - SCHEDULE OF MATERIALS 7
5. CONCLUSION 19
5.1 Summary 19
5.2 Next Steps 19
APPENDIX A – INDICATIVE IMAGES OF MATERIALS 20
APPENDIX B – DETAILED SPECIFICATION OF MATERIALS 23
APPENDIX C – HUDDERSFIELD STATION: FULL COLOUR SCHEME 24

1. INTRODUCTION

1.1 Background

1.1.1 The Scheme is part of a wider programme of works under the Trans-Pennine Route Upgrade (TRU) which will improve the Trans-Pennine railway between Manchester, Huddersfield, Leeds and York and improve connections between key towns and cities across the north of England.

1.1.2 Planning Direction for the Huddersfield to Westtown (Dewsbury) section of the TRU was received from the Department for Transport referenced TWA/21/APP/03, dated 3 November 2022.

1.1.3 Listed Building Consent for the works to Huddersfield Station as part of the Huddersfield to Westtown (Dewsbury) section of the TRU was granted as directed by the Secretary of State for the Department of Levelling Up, Housing and Communities on 27 June 2022 (LBC Ref: 2021/91328). This was granted subject to a number of conditions.

1.1.4 This document sets out details in relation to Condition 2 of the granted Listed Building Consent.

2. STAGED APPROACH TO DISCHARGE

2.1.1 The consent for the Order Scheme requires the discharge of various Planning and Listed Building Consent conditions. The materials specification and samples are just one of the elements which provide the foundation for the construction of the Order Scheme as they help inform how construction works should be undertaken in respect of the significance of the heritage asset.

2.1.2 Due to the nature of the construction programme and complexities of delivering the scale of the Order Scheme at Huddersfield Station, there are specifications and samples of materials that either will not be understood fully until after certain construction activities have commenced or may significantly delay the fulfilling of the Order Scheme in order for the required information to be gathered before works commence. As such, a phased approach to the materials condition utilising a partial discharge of the materials samples and specifications submission for different elements of the station is deemed necessary. This will afford a complete understanding, with approved materials, that informs high quality works considered appropriate for the sensitivities of the Grade I Listed Huddersfield Station, thereby complying with Condition 2 outlined and the phased approach agreed in principle by Kirklees Council.

2.1.3 This Schedule of Materials is intended to be read in conjunction with the associated Conservation Implementation Management Plan (CIMP) which comprehensively outlines the conservation framework and methodology in the context of works proposed to be undertaken within the Order Scheme. This Schedule of Materials is considered to align with the relevant Phase 4 of the CIMP, as this document details the material alterations proposed within the works covered by that phase of the CIMP.

2.1.4 Those elements of the Station covered by this Materials Schedule, aligned with the Phase 4 CIMP, comprise:

- Roof A, including lantern (specifically with respect to the extension of the roof at its northern end)
- New platform canopies
- Passenger subway

2.1.5 In addition to these elements, this Materials Schedule also outlines details of those materials where, subsequent to the approval of their specification via the Phase 2 or Phase 3 Materials Schedule submissions, changes in specification or finish have had to be made. Where this has occurred, the new specification outlined in this document have been agreed with Kirklees Council, including via sharing of samples with the Kirklees Council Conservation Officer, where appropriate. It should be considered that, once approved, the specification of the materials outlined below will supersede the corresponding details included in and approved via the Phase 2 or 3 Materials Schedule.

2.1.6 Overall, this phased approach to submission utilises partial discharge of the condition to ensure that no works, including demolition, will take place until an approved specification and samples of materials for that element of the Station has been submitted and discharged. This requires that some approved works commence to inform later stages of the programme and allow for a fully complete and approved construction materials that entirely complies with the requirements of the condition. No works on any element would commence without formal approval based on an up to date and approved relevant materials sample and specifications with fully informed and precise details for the specific element for discharge.

2.1.7 Partial discharge of Condition 2 has already been approved for three previous phases of submission. Phase 1 of the CIMP included the Tea Rooms Methodology document, which details the material specification used for deconstruction and commencement of storage of

Tea Rooms, and preparation for elements of reconstruction. This was submitted in June 2023 (ref: 2023/91628) and partial discharge approved in July 2023. The Materials Schedule to align with Phase 2 of the CIMP included details of the materials specification for works to Roof A and the Penistone Line canopy. The Phase 2 Materials Schedule was submitted in October 2023 (ref: 2023/93177) and partial discharge approved in February 2024. The Materials Schedule to align with Phase 3 of the CIMP included details of the materials specification for works to the footbridge and platforms. The Phase 3 Materials Schedule was submitted in April 2025 (ref: 2025/91093) and partial discharge approved in July 2025.

3. INFORMATION INCLUDED IN THIS SUBMISSION

3.1.1 The wording of Condition 2 of the granted Listed Building Consent (LBC Ref: 2021/91328) is reproduced below:

> ***2. (Huddersfield Station Materials)*** *Before the works hereby approved commence, or within a timescale to be otherwise agreed in writing by the local planning authority, samples and specifications of all materials to be used on all external elevations, roofs and subways of the works shall be submitted to and approved in writing by the local planning authority. The works shall be constructed only using the approved materials unless otherwise agreed in writing by the local planning authority.*

3.1.2 This document details the information required in relation to Condition 2, for details of methodology covered, see the corresponding Phase 4 Conservation Implementation Management Plan (CIMP) (see above, Section 2). This Materials Schedule document comprises a schedule of the materials to be used on all external elevations of these parts of the station.

3.1.3 Once procurement of the materials has been undertaken via the project supply chain, photographs and detailed specifications of materials and finishes will be obtained by Network Rail. These will be shared with Kirklees Council via the established TRU Heritage Working Group, and subsequently will be included, as appropriate, in future submissions to partially discharge the condition further.

3.1.4 Where necessary, samples of the material(s) to be used will be made available by Network Rail for inspection by the Kirklees Council Conservation Officer (and Historic England where appropriate). Where samples of materials are to be shared, these are identified in the schedule of materials below. Sharing of the sample(s) and any further agreement on the approach will be arranged and confirmed via the established TRU Heritage Working Group.

3.1.5 We do not anticipate any need to depart from the information provided, however, there may be unforeseen circumstances which require us to revise proposals. In such circumstances Kirklees Council will be notified as soon as possible, and their agreement sought on the required change in materials through the established TRU Heritage Working Group.

4. HUDDERSFIELD STATION - SCHEDULE OF MATERIALS

4.1.1 Table 4-1 below outlines the Schedule of Materials to be used at Huddersfield Station, relating to those elements covered in the corresponding Phase 4 CIMP.

Table 4-1 Huddersfield Station – Schedule of Materials for Roof A Northern (Leeds) end extension, New Platform Canopies and Passenger Subway

Item	Location	Proposal	Colour	Additional Requirements
Roof A Northern (Leeds) end extension, including Lantern				
Soffit	Lantern (extension)	Aluminium insulating sandwich panels	Off White – BS4800 22B15	The soffit for the lantern will be slatted with closed joints which will be a modern interpretation of the original boarding. The underside of the panel will be coloured the same as the Roof A soffit with the grooves of the cladding panel running in the same line as the Roof A soffit. Indicative image of material included in Insert A-1 in Appendix A.
Soffit	Roof A (extension)	150X25mm square edge tongue and groove (T&G) timber boarding	Off White – BS4800 22B15	Protective coating systems to the proposed timber elements to follow Network Rail standard NR/L3/CIV/140/174. The soffit of Roof A will be timber boarding running in parallel to the tracks in reference to the original cladding. Indicative image of material included in Insert A-2 in Appendix A.

Item	Location	Proposal	Colour	Additional Requirements
Exterior covering: cladding	Lantern (extension)	Aluminium insulating sandwich panels with standing seam finish	Anthracite grey - RAL 7016	Steel lantern structure to be clad using a standing seam roof on the top of the lantern. Euroclad standing seam product to be used. Sample of material can be shared with Conservation Officer, if required. Indicative image of material makeup included in Insert A-1 in Appendix A.
Exterior covering: cladding - slate	Roof A (extension)	Natural slates Lead flashing to cover seam	Natural slate grey	Natural grey slate to match existing roof slates. Lead flashing will be installed below the louvre to cover the seam of the overlapping roof slates to be laid.
Exterior covering: cladding - standing seam	Roof A – underneath maintenance access walkway	Metal (aluminium) standing seam roofing	Anthracite grey - RAL 7016	Metal standing seam roofing to be 50mm deep. Standing seam used to minimise intrusions into the Euston truss roof. See Appendix B for Datasheet providing detailed specification.
Louvres	Lantern (extension)	Powder coated aluminium cladding	Anthracite grey - RAL 7016	
Gable ends: cladding	Roof A / Lantern (end of extension)	Roofing edges and junction systems to be powder coated aluminium verge flashing	Blue - RAL 5026	Powder coated aluminium verge flashing to be 3mm thick.

Item	Location	Proposal	Colour	Additional Requirements
Roof A extension trusses	Roof A trusses (extension)	Powder coated steel trusses	Metallic grey - RAL 9007	Proposed new trusses to match form and style of existing Roof A trusses. Powder coated to match existing refurbished roof trusses of Roof A.
Glazing	Between lower and upper sections of each side of Roof A extension	6mm solid obscure polycarbonate glazing system	Glazing Frame to be Anthracite grey - RAL 7016	Sloping patent glazing systems comprising 6mm solid obscure polycarbonate glazing sheet with aluminium glazing frame. Non-wired effect glazing material. Indicative image of material included in Insert A-4 in Appendix A.
Maintenance Access: working platform and walkway systems	Roof A Exterior	Kee Walk aluminium walkway, ladders and guardrails. Nylon grip treads on steps.	Anthracite grey - RAL 7016, where possible	A stepover walkway will be installed on a strip of standing seam (see above, Exterior covering: cladding - standing seam). Access to be formed of walkway and ladders, with guardrails in specific locations.
Drainage	Roof A Extension guttering and downpipes	Aluminium PPC	Colour to match existing drainage works on Roof A.	To match existing drainage goods on Roof A.
New Platform Canopies				
New Canopies B & C				
Soffit	New Canopies B & C	PPC Aluminium linear 100m slatted wide plank system - SAS 760	Off White – BS4800 22B15	Acoustic lined and perforated as per specification. Joints in linear planks expressed through roof in varying widths.

Item	Location	Proposal	Colour	Additional Requirements
		2mm PPC aluminium flashing Graphic strip to be included for the soffit where New Canopies B & C join (see below)		Rivets to be colour matched. Linear lighting strip set out between metal planks and fixed via independent secondary support to secondary steelwork
Soffit: graphic design strip	Soffit of new Canopies B & C	Custom designed graphic design strip	Contrasting colour pattern (TBC).	Graphic design strip concept as presented and agreed at meeting with Conservation Officer 8th August 2025. Finalised design and colours to be confirmed in future phase of submission of Materials Schedule.
Exterior covering: cladding	New Canopies B & C	Aluminium insulating sandwich panels with standing seam finish, Euroclad Elite 5 Standing Seam roof	Anthracite grey - RAL 7016	Euroclad standing seam product to be used. Sample of material can be shared with Conservation Officer, if required. Indicative image of material makeup included in Insert A-3 in Appendix A.
Gable ends: cladding	New Canopies B & C	Roofing edges and junction systems to be powder coated aluminium verge flashing	Blue - RAL 5026	Powder coated aluminium verge flashing to be 3mm thick. Sample of material can be shared with Conservation Officer, if required.
Clerestory column cladding	New Canopies B & C clerestory	3mm Vitruadual cassette panel	Signal grey - RAL 7004	U shaped panel fixed vertically on Vitrafix top hat member. Vitradual cladding is demountable from either side to allow for inspection.

Item	Location	Proposal	Colour	Additional Requirements
				Sample of material can be shared with Conservation Officer, if required.
Main supporting column cladding	New Canopies B & C	Tapered Vitradual column casing cladding	Signal grey - RAL 7004 Off White – BS4800 22B15	Vitradual cladding is demountable from either side to allow for inspection. Tapered columns, to be painted grey with off-white contrasting banding horizontally across column. Sample of material can be shared with Conservation Officer, if required.
Maintenance Access: working platform and walkway systems	New Canopies B & C	Kee Walk aluminium walkway, steps, ladders, access hatches and guardrails. Nylon grip treads on steps.	Signal grey - RAL 7004, where possible	Access to be formed of walkway, steps and ladders, with guardrails and access hatches in specific locations. Fixed to standing seam roof via aluminium clamps
Drainage	New Canopies B & C guttering and downpipes	To match existing drainage across station, aluminium PPC	Colour to match existing drainage works across station.	Membrane lined insulated valley gutter with integrated downpipe inside column casing
Finger Canopies				
Finger Canopies – external roof cladding	Topside of finger canopy roof	Tapered single ply adhered Bauder waterproof membrane	Anthracite Grey – RAL 7016	Single ply system, with tapered insultation under membrane. RAL number may be subject to change dependant on approval of sample colours on site.
Finger Canopies – parapet	External parapet of	1200m fascia board with metal flashing	Blue – RAL 5026	

Item	Location	Proposal	Colour	Additional Requirements
	finger canopies			
Finger Canopies – internal ceiling	Underside of finger canopies, ceiling	SAS 760 ceiling system	Off White – BS4800 22B15	Sample to be arranged to be shared with the Conservation Officer, if required.
Finger Canopies – columns external finish	Finger canopies structural columns	Exposed painted steel	Signal grey – RAL 7004 Off White – BS4800 22B15	Tapered columns, exposed steel to be painted grey with off-white contrasting banding horizontally across column.
Finger Canopies – drainage	External perimeter of Finger Canopies parapet	PPC aluminium rain water pipe 100mm diameter, with 150mm high weir	Colour to match single ply roofing above.	Fastened to the two outermost columns of the Finger Canopies, and including an overflow chute at the northern end of the Finger Canopies.
Finger Canopies – Fall Protection	Mounted topside of the Finger Canopy	Fall protection, Constant Force Post Horizontal Lifeline system	Aluminium, unpainted	Twelve of these posts are anchored to roof deck via toggle bolts with tops weatherproofed. Links to manufacturers specification for material provided in Appendix B.
Passenger Subway				
Ceiling	Ceiling of subway passage	Pre-cast concrete beams, stitched into perimeter in-situ walls, painted.	Off White – RAL 9010	
Walls	Walls of subway passage	Vitranamel, vitreous enamelled cladding panels	Off White – BS4800 22B15 Blue – RAL 5026	Cladding panels to be 2mm or 3mm thick dependant on location. Subway walls to be Off White – BS4800 22B15 other than lift shafts which are to be Blue – RAL 5026.

Item	Location	Proposal	Colour	Additional Requirements
Flooring	Internal floor of passenger subway	York stone flagstones	Natural stone	Flags in existing subway to be re-laid where lifting has been required during construction. New subway extension floor to be stone paviours to match existing.
Lift shaft – lift doors	Lift entry in lift shafts in passenger subway	Stainless steel doors with 100 x 600 mm glazed vision panel and stainless steel surround	Stainless steel for doors and door surrounds. Clear glazed panel.	Patterned finish to steel: 'Linen pattern' for doors and 'Raltex' 6WL pattern for door surrounds. Indicative image of same lift specification recently installed at another station included in Insert A-5 in Appendix A.
Ramp - handrail	Ramped sections of subway, either side of stairs to platforms 3 / 4	Brushed stainless steel double loop 45mm circular rails	Brushed stainless steel	Top rail to have Braile and tactile platform name stamp.
Tactile surfaces	Base of passenger subway stairs	800mm wide corduroy hazard warning tactile surface	Buff	
Stairs - treads	Stairs to platforms 3 / 4 and 5 / 6	Dura Composite GRP Stair Tread Covers SN293/WL/307UR MMA Resin base	White nosing with yellow nosing for first and last step	
Stairs – handrail;	Internal stairway of	Illuminated LED brushed stainless steel double loop 45mm circular rails	Brushed stainless steel	Two evenly spaced illuminated horizontal handrails of circular 45mm diameter.

Item	Location	Proposal	Colour	Additional Requirements
	passenger subway			

4.1.2 Table 4-2 below outlines the Schedule of Materials for those materials where changes from the details previously approved in the Phase 2 and Phase 3 Materials Schedule documents have subsequently been agreed with Kirklees Council. It should be considered that, once approved, the specification of materials outlined below will supersede the corresponding details included in and approved via the Phase 2 or Phase 3 Materials Schedules. The majority of the materials listed below are included as part the confirmation of slight changes in colour specification discussed and agreed with the Kirklees Council Conservation Officer in October 2025. Full colour specification document is included for reference in Appendix C.

Table 4-2 Huddersfield Station – Schedule of Materials for Roof A, Penistone Line Canopy and Footbridge, with agreed revisions from previously approved material specification.

Item	Location	Proposal	Colour	Additional Requirements
Roof A, including Lantern				
Soffit	Roof A	150X25mm square edge tongue and groove (T&G) timber boarding	Off White – BS4800 22B15	Colour change as agreed at meeting with Conservation Officer 8th August 2025. Protective coating systems to the proposed and the existing timber elements to follow Network Rail standard NR/L3/CIV/140/174. The soffit of Roof A will be timber boarding running in parallel to the tracks in reference to the original cladding.
Soffit	Lantern	Aluminium insulating sandwich panels	Off White – BS4800 22B15	Colour change as agreed at meeting with Conservation Officer 8th August 2025.

Item	Location	Proposal	Colour	Additional Requirements
				The soffit for the lantern will be slatted with closed joints which will be a modern interpretation of the original boarding. The underside of the panel will be coloured the same as the Roof A soffit with the grooves of the cladding panel running in the same line as the Roof A soffit.
Penistone Line				
Soffit	Penistone Line Canopy	150X25mm square edge T&G timber boarding	Off White – BS4800 22B15	Colour change as agreed at meeting with Conservation Officer 8th August 2025. Protective coating systems to proposed to follow Network Rail Standard NR/L3/CIV/140/174.
Platform handrail	Penistone Line platform (future Platform 1) – aligned along northern section of platform	Steel handrail frame with timber top rail with rounded edges	Blue – RAL 5026 Off White – BS4800 22B15	Colour change agreed as part of colour scheme sent to Conservation Officer and approved 17th October 2025. Aligned parallel to platform edge to act as separating barrier between front and rear portion of platform.
Footbridge				
Bridge deck – external cladding	Exterior sawtooth cladding panels of footbridge deck	VitraDual aluminium	Signal grey – RAL 7004	Colour change agreed as part of colour scheme sent to Conservation Officer and approved 17th October 2025. Cladding panels to be 2mm or 3mm thick, dependant on location. Matte colour to reduce glare.

Item	Location	Proposal	Colour	Additional Requirements
Graphic design strip	Soffit of footbridge	Custom designed graphic design strip	Contrasting colour pattern (TBC).	Graphic design strip concept as presented and agreed at meeting with Conservation Officer 8th August 2025. Finalised design and colours to be confirmed in future phase of submission of Materials Schedule.
Bridge deck – soffit	Bridge deck soffit	SAS330 polyester powder coated (PPC) steel panels	Off White - BS4800 22B15	Colour change agreed as part of colour scheme sent to Conservation Officer and approved 17th October 2025. Panels to be demountable but also arranged so that visible and tactile inspection of the main structural members can be achieved without removing the cladding.
Bridge deck – internal ceiling	Internal bridge deck ceiling	SAS330 PPC steel ceiling panels, acoustic lined	Off White – BS4800 22B15	Colour change agreed as part of colour scheme sent to Conservation Officer and approved 17th October 2025. Ceiling panels will be arranged to referenced the geometry of the bridge from the inside.
Undercroft – external cladding	Exterior covering of plant room below stairs	Vitranamel, vitreous enamlledd cladding panels	Blue – RAL 5026 Off White – BS4800 22B15	Colour change agreed as part of colour scheme sent to Conservation Officer and approved 17th October 2025. Majority of cladding in blue, with off-white contrasting banding horizontally across plant room. Cladding panels to be 2mm or 3mm thick, dependant on location.

Item	Location	Proposal	Colour	Additional Requirements
Undercroft – Plant Room Door	Plant Room below stairs	SR Rated door 910mm x1010mm - aluminium clad metal doors to match surrounding cladding	Blue – RAL 5026 Off White – BS4800 22B15	Colour change agreed as part of colour scheme sent to Conservation Officer and approved 17th October 2025.
Lift shaft - exterior cladding	Exterior covering of lift shaft	Vitranamel, vitreous enamelled cladding panels	Blue – RAL 5026 Off White – BS4800 22B15	Colour change agreed as part of colour scheme sent to Conservation Officer and approved 17th October 2025. Majority of cladding in blue, with off-white contrasting banding horizontally across plant room. Cladding panels to be 2mm or 3mm thick, dependant on location. Lift shaft exterior to also include: • Smoke vents (400mmx400mm), painted blue to match cladding, located in the centre top of the lift shaft above the lift cavity. • Wall-based inspection panels to allow for maintenance access via undercroft void area, painted blue to match cladding, located in the centre bottom of the lift shaft directly above the lift motor room. • A wall mounted lift control panel and wall mounted EVCS.
Lift shaft – waiting canopy	Above lift doors	Metal parapet flashing; SAS330 PPC steel ceiling panels	Blue – RAL 5026 Off White – BS4800 22B15	Colour change agreed as part of colour scheme sent to Conservation Officer and approved 17th October 2025. Anti-climb flashing in blue, with ceiling panels in off white.

Item	Location	Proposal	Colour	Additional Requirements
Stairs – ceiling	Underside of stairs canopy	SAS330 PPC steel ceiling panels	Off White – BS4800 22B15	Colour change agreed as part of colour scheme sent to Conservation Officer and approved 17th October 2025.
Columns – external finish	Footbridge structural columns, between stairs and lift shafts	Exposed painted steel	Signal grey - RAL 7004 Off White – BS4800 22B15	Colour change agreed as part of colour scheme sent to Conservation Officer and approved 17th October 2025. Tapered columns, exposed steel to be painted grey with off-white contrasting banding horizontally across column.

5. CONCLUSION

5.1 Summary

5.1.1 As stated, this document is submitted in order to partially discharge Condition 2 of the granted Listed Building Consent for works to Huddersfield Station (LBC Ref: 2021/91328).

5.1.2 The works will be implemented with the materials used as agreed via this documentation. As detailed above in paragraph 3.1.5, any unforeseen circumstances leading to changes in the materials used will be communicated to Kirklees Council and changes in materials agreed accordingly.

5.1.3 Sample(s) of five of the materials to be used across six elements of the station will be made available by Network Rail to be shared with Kirklees Council, if required. These comprise:

- Aluminium insulating sandwich panels to be used for the exterior cladding of lantern of Roof A extension
- Aluminium insulting sandwich panels to be used for the exterior cladding of new canopies B & C
- Powder coated aluminium to be used for the gable end cladding of new canopies B & C
- Vitradual cladding to be used for the clerestory and main column cladding of new canopies B & C
- Ceiling system to be used for the internal cladding of underside of finger canopies

5.1.4 Sharing of the samples, photographs and detailed specifications, as well as any further agreement on the approach will be arranged and confirmed via the regular TRU Heritage Working Group.

5.2 Next Steps

5.2.1 It is anticipated that the information contained within this document will be sufficient to at least partially discharge Condition 2 of the granted Listed Building Consent for works to Huddersfield Station (LBC Ref: 2021/91328), in relation to those elements of the Station covered, namely Roof A extension, new canopies B & C, finger canopies and passenger subway.

5.2.2 Network Rail will submit further Material Schedule documents to accompany future phases of the Huddersfield Station Conservation Implementation Management Plan (CIMP) (as outlined in Section 2).

APPENDIX A – INDICATIVE IMAGES OF MATERIALS



Key: Inserts A-1 highlighted in RED an Insert A-2 highlighted in YELLOW.



Insert A-1 - Lantern soffit: Example of aluminium insulating sandwich panels, paint colour RAL 9010 off-white.



Insert A-2 - Roof A Soffit: Example of 150x25mm timber square edge tongue and groove boarding, paint colour RAL 9010 off-white.



Insert A-3– Internal makeup of external lantern of the Roof A extension and topside of new canopies B & C cladding (new canopies will feature boarding attached to underside)



Insert A-4 – Roof A Glazing (revision from previously approved material): Example of Solid Obscure Polycarbonate Rooflight Glazing (Twinfix, Sutton Station).



Insert A-5 – Indicative image of lift doors and surrounds, Stannah lift doors with same specification as fitted at Reading Station, see included link for further details and images: [Bespoke Lift Installations for Reading Station Revamp | Stannah].

APPENDIX B – DETAILED SPECIFICATION OF MATERIALS

The following list provides links to the manufacturers' specifications for materials outlined in the Schedule of Materials in Table 4-1:

- Roof A extension Northern (Leeds) end – standing seam: KingZip Linea Standing Seam System
- New Canopies (Finger Canopies) – Fall Protection: Constant Force® Post Horizontal Lifeline Systems | MSA Safety | United Kingdom

APPENDIX C – HUDDERSFIELD STATION: FULL COLOUR SCHEME

Appended to document number
151667-TSA-30-MVL3-SPE-W-AR-010007

P01

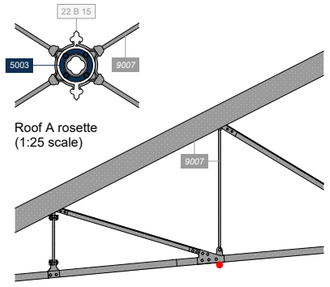

Roof A rosette
(1:25 scale)

Roof A Euston truss



Roof C
gable fascia

Roof A
gable fascia

Roof B/C
clerestory columns
& access ladder

Roof B
gable fascia

Penistone line
daggerboards
& structure

Footbridge
link

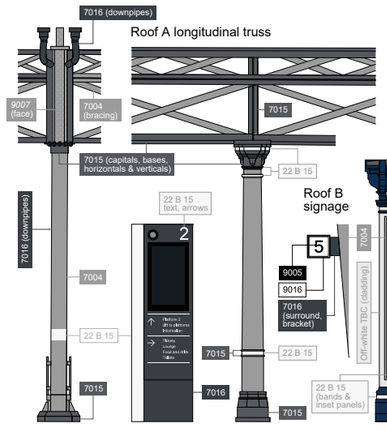

Roof A longitudinal truss

Platform 3
column A

Platform 2
totem

Platform 3
column B



Tea Rooms
(exterior)

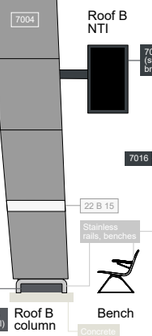

Roof B
column

Bench

Roof B
NTI

7016
(surround,
bracket)

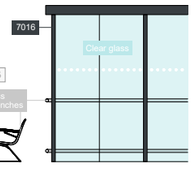

Platform 3/4
waiting shelter

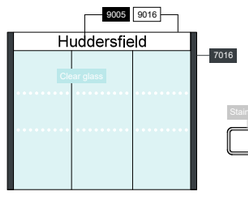

Platform 5/6
weather screen

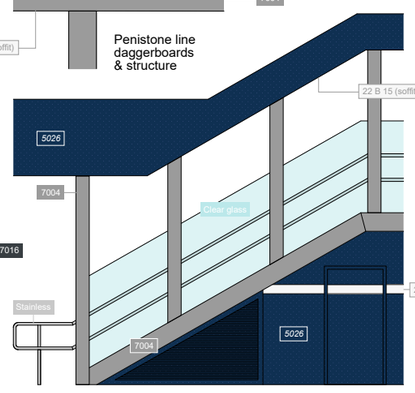

Footbridge staircase



Finger canopy
column

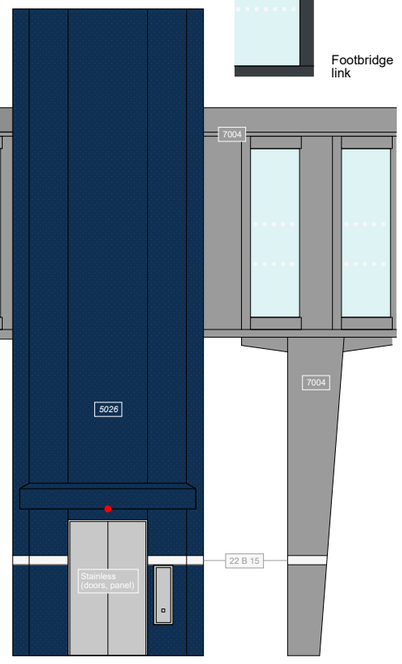

Footbridge lift shaft

Footbridge
column

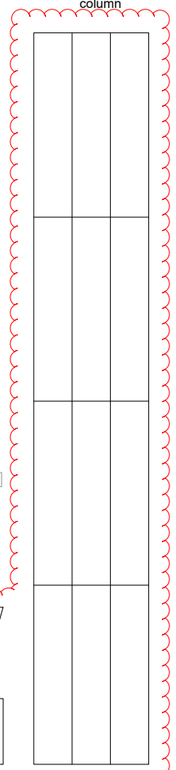

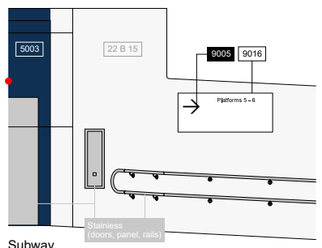

Subway
interior

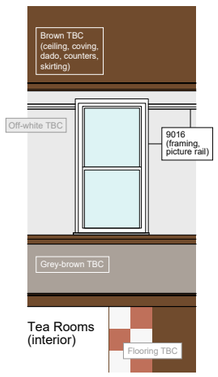

Tea Rooms
(interior)

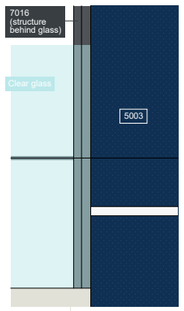

Lift shaft



Roof A soffit

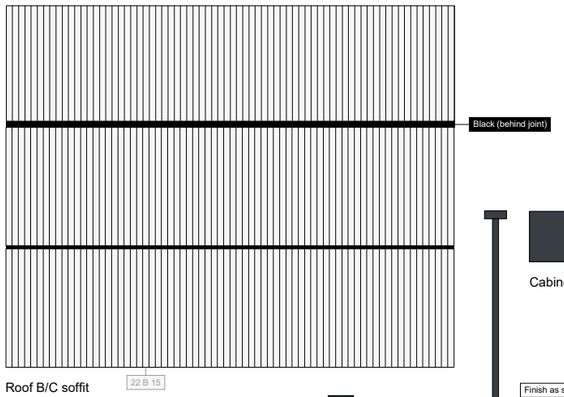

Roof B/C soffit

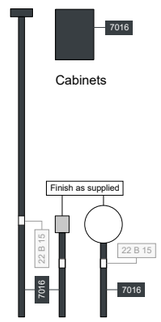

Lighting/CCTV,
TRTS, help points



Roof A stepover



Platform 2
subway stairs



Viaduct
parapet



Platform 3/4 & 5/6
subway stairs

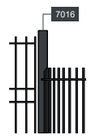

Security fencing



End-of-platform
fence

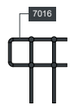

End-of-platform
escape stair

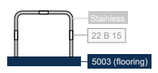

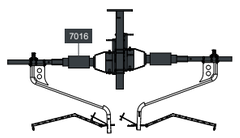

OLE

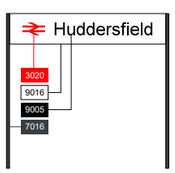

Station sign

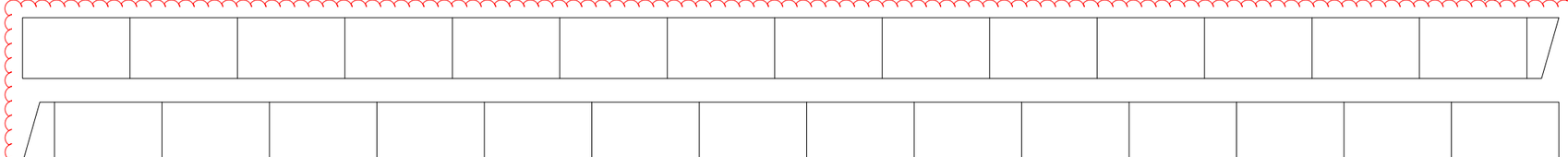

Roof B graphic strip
(pending agreement)

Footbridge
graphic strip
(pending agreement)

To be read in conjunction with
151667-TSA-30-MVL3-SPE-W-AR-010007
Huddersfield station - Colour brochure

All elements drawn as approximate and simplified.
Do not use for dimensions.

● Casings of lighting and security elements, where expressed (i.e. not recessed), will be coloured to match the surrounding wall finish

Basic colours

- RAL 5026
- RAL 5003
- RAL 9007
- RAL 7004
- RAL 7015
- RAL 7016
- BS4800 22 B 15
- RAL 9016
- RAL 9005
- RAL 3020

Project
Huddersfield Station

Contract no.
151667

Contract Title
TRU - West of Leeds

Drawing Title
Proposed colour scheme

Designed	Thomas Pearson		Date 15.9.25

Scale(s)
1:50 unless noted

Drawing appended to document
151667-TSA-30-MVL3-SPE-W-AR-010007

Revision
P01

Sheet Size A1 594 x 841

Network Rail
Waterloo General Office
London
SE1 8SW

www.networkrail.co.uk