Drawing Number
151667-TSA-30-MVL3-DRG-T-LP-166057 P01

Note:
Overhead Line Equipment wires omitted for clarity.

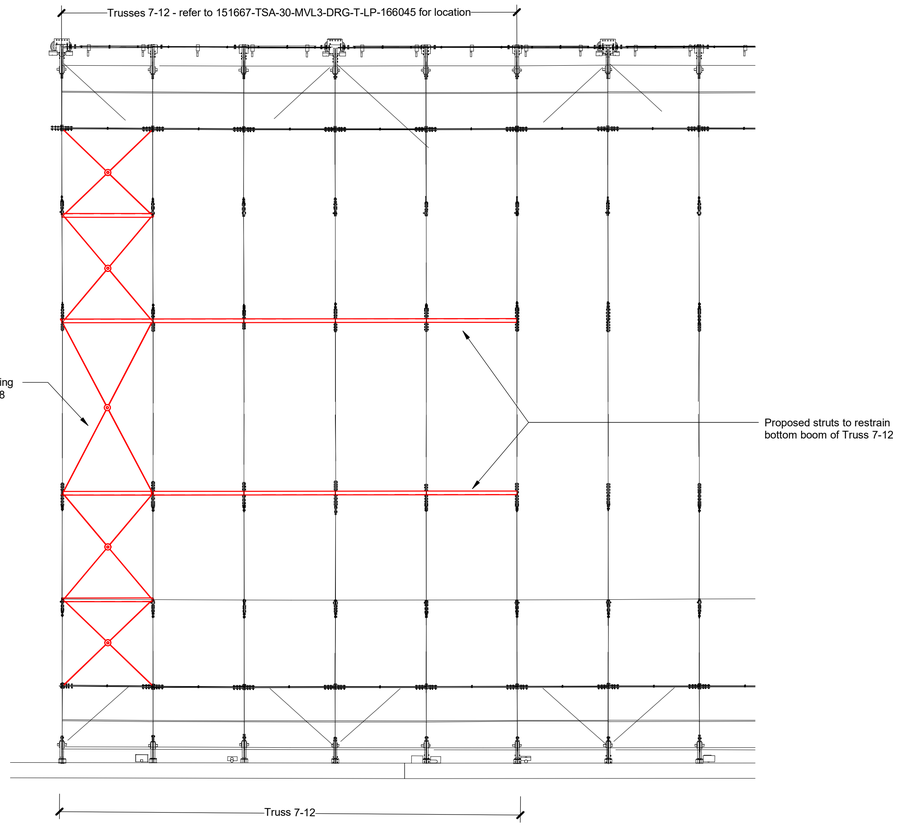

Roof A - Plan Bracing - Bottom Boom Plan

Scale 1 : 100

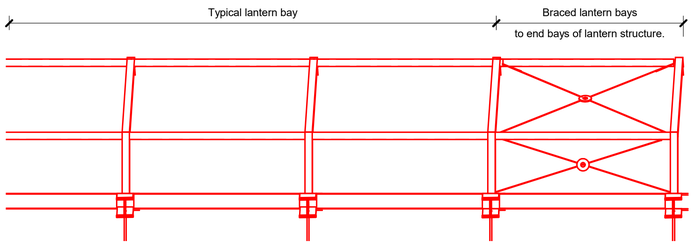

Roof A - Lantern Bracing - Elevation

Scale 1 : 50

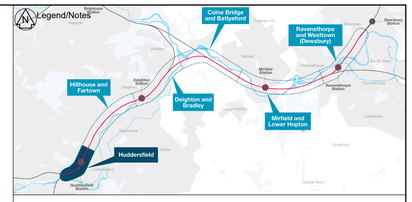

Legend

- LBC Planning Boundary
- Retained Rail Infrastructure
- Removed / Modified Rail Infrastructure
- Proposed Rail Infrastructure

Note: Elements in grey shown for context only. Refer to relevant drawings for information relating to these elements.

Notes

1. All dimensions are in millimetres unless stated otherwise.
2. Do not scale from this drawing.
3. All proposed structure to be S355 steel U.N.O.
4. All foundations to be reinforced concrete U.N.O.
5. In constructing or maintaining the Works identified as Scheduled Works in Schedule 1 of the Network Rail (Huddersfield to West Town (Dewsbury) Improvements Order, Network Rail may deviate from the dimensions shown on this drawing to the extent permitted by the Order.

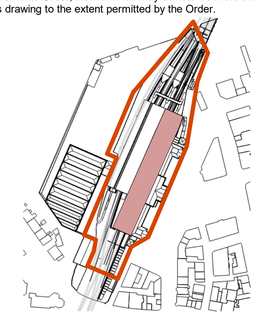

Key Plan

SCALE 0m 1 2 5 10
SCALE 1:100
SCALE 0m 0.5 1 2.5 5
SCALE 1:50

THE NETWORK RAIL (HUDDERSFIELD TO WEST TOWN (DEWSBURY) IMPROVEMENTS) ORDER

Rev	Date	Description of Revisions	Drawn	Chkd	Appr
P01	05/03/21	First Issue	DP	MS	RG

Status: Fit for Contractor Design
Suitability: D3

Network Rail

Authorised	T. Rivero	Signed	Date 05/03/21

Contractor(s): TRU - West Alliance

Location/Level: STALYBRIDGE STN - HEATON LODGE JN (HUDD-MANC LINE)

Type	CAD Drawing	Sub-type	Detail
Role	Town and Country Planner	Sub-Role	General
Zone	Huddersfield		
Phasing	Proposed	Grip Stage	0

Project: Transpennine Route Upgrade

Contract no.: 151667

Contract Title: TRU - West of Leeds

Drawing Title:
Listed Building Consent Drawing
Huddersfield Station
Roof A Bracing Details

Designed	J. Firth	Signed	Date 05/03/21
Drawn	D. Parker	Signed	Date 05/03/21
Checked	M. Steele	Signed	Date 05/03/21
Approved	R. Gee	Signed	Date 05/03/21

Scale(s): As noted
ELR & Mileage: 25.1188 to 25.1428
Alternative Reference:
Sheet: 1 of 1
Drawing Number: 151667-TSA-30-MVL3-DRG-T-LP-166057
Revision: P01

Sheet Size A1 594 x 841

Drawing Number
151667-TSA-30-MVL3-DRG-T-LP- 166049 P01

Note:
Overhead Line Equipment wires omitted for clarity.

Existing trusses to be blast cleaned, and surfaces prepared and repainted with paint specified for external environment.

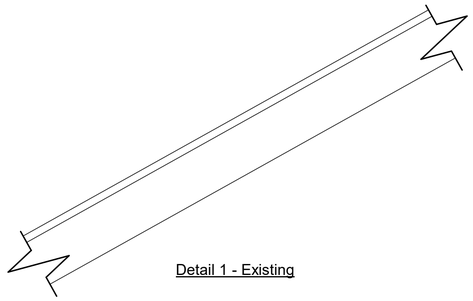

Detail 1 - Existing

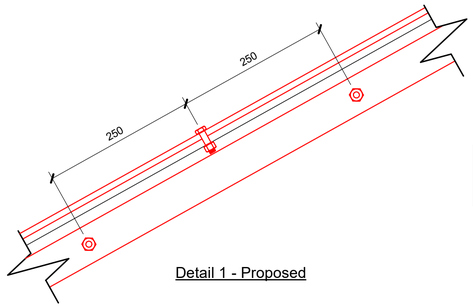

Detail 1 - Proposed

Refer to
151667-TSA-30-MVL3-DRG-T-LP-166047 & 166048 for locations where detail is implemented.

Detail 1 - Existing Section

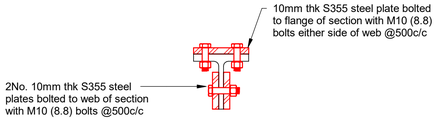

Detail 1 - Proposed Section

Roof A - Detail 1

Scale 1 : 5

Detail 2 - Existing

Detail 2 - Proposed

Detail 2 - Existing Section

Refer to
151667-TSA-30-MVL3-DRG-T-LP-166047 for locations where detail is implemented.

Detail 2 - Proposed Section

Roof A - Detail 2

Scale 1 : 5

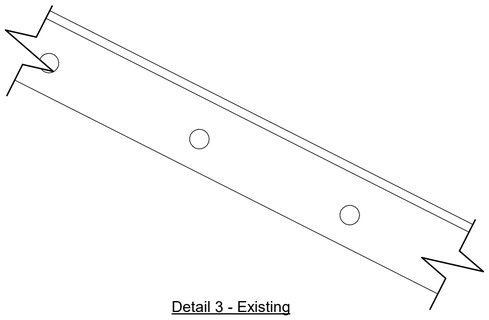

Detail 3 - Existing

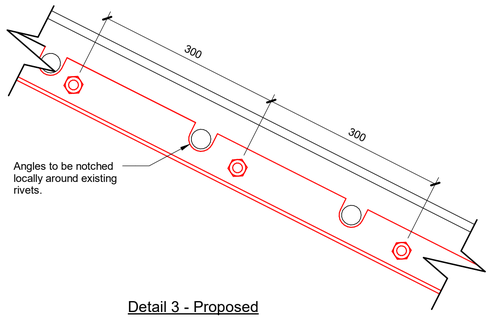

Detail 3 - Proposed

Refer to
151667-TSA-30-MVL3-DRG-T-LP-166048 for locations where detail is implemented.

Detail 3 - Existing Section at Rivet

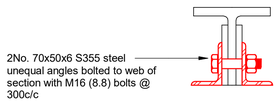

Detail 3 - Proposed Section

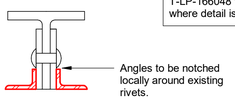

Detail 3 - Proposed Section at Rivet

Roof A - Detail 3

Scale 1 : 5

Legend/Notes

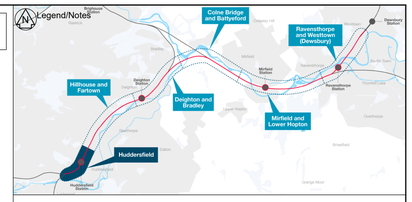

Legend

- LBC Planning Boundary
- Retained Rail Infrastructure
- Removed / Modified Rail Infrastructure
- Proposed Rail Infrastructure

Note: Elements in grey shown for context only. Refer to relevant drawings for information relating to these elements.

Notes

1. All dimensions are in millimetres unless stated otherwise.
2. Do not scale from this drawing.
3. All proposed structure to be S355 steel U.N.O.
4. All foundations to be reinforced concrete U.N.O.
5. In constructing or maintaining the Works identified as Scheduled Works in Schedule 1 of the Network Rail (Huddersfield to West Town (Dewsbury) Improvements Order, Network Rail may deviate from the dimensions shown on this drawing to the extent permitted by the Order.

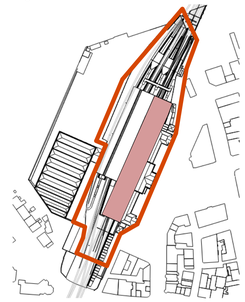

Key Plan

SCALE
0m 0.05 0.1 0.25 0.5

SCALE 1:5

THE NETWORK RAIL (HUDDERSFIELD TO WEST TOWN (DEWSBURY) IMPROVEMENTS) ORDER

Rev	Date	Description of Revisions	Drawn	Chkd	Appr
P01	05/03/21	First Issue	DP	MS	RG

Status: Fit for Contractor Design
Suitability: D3

Network Rail

Authorised	T. Rivero	Signed	Date 05/03/21

Contractor(s): TRU - West Alliance

Location/Level: STALYBRIDGE STN - HEATON LODGE JN (HUDD-MANC LINE)

Type	CAD Drawing	Sub-type	Detail
Role	Town and Country Planner	Sub-Role	General
Zone	Huddersfield		
Phasing	Proposed	Grip Stage	0

Project: Transpennine Route Upgrade

Contract no.: 151667

Contract Title: TRU - West of Leeds

Drawing Title:
Listed Building Consent Drawing
Huddersfield Station
Roof A Strengthening Details

Designed	J. Firth	Signed	Date 05/03/21
Drawn	D. Parker	Signed	Date 05/03/21
Checked	M. Steele	Signed	Date 05/03/21
Approved	R. Gee	Signed	Date 05/03/21

Scale(s): As noted
ELR & Mileage: 25.1188 to 25.1428
Alternative Reference:
Sheet: 1 of 1
Drawing Number: 151667-TSA-30-MVL3-DRG-T-LP-166049
Revision: P01

Sheet Size A1 594 x 841

P01

Drawing Number
151667-TSA-30-MVL3-DRG-T-LP-166045

Note:
Overhead Line Equipment wires omitted for clarity.

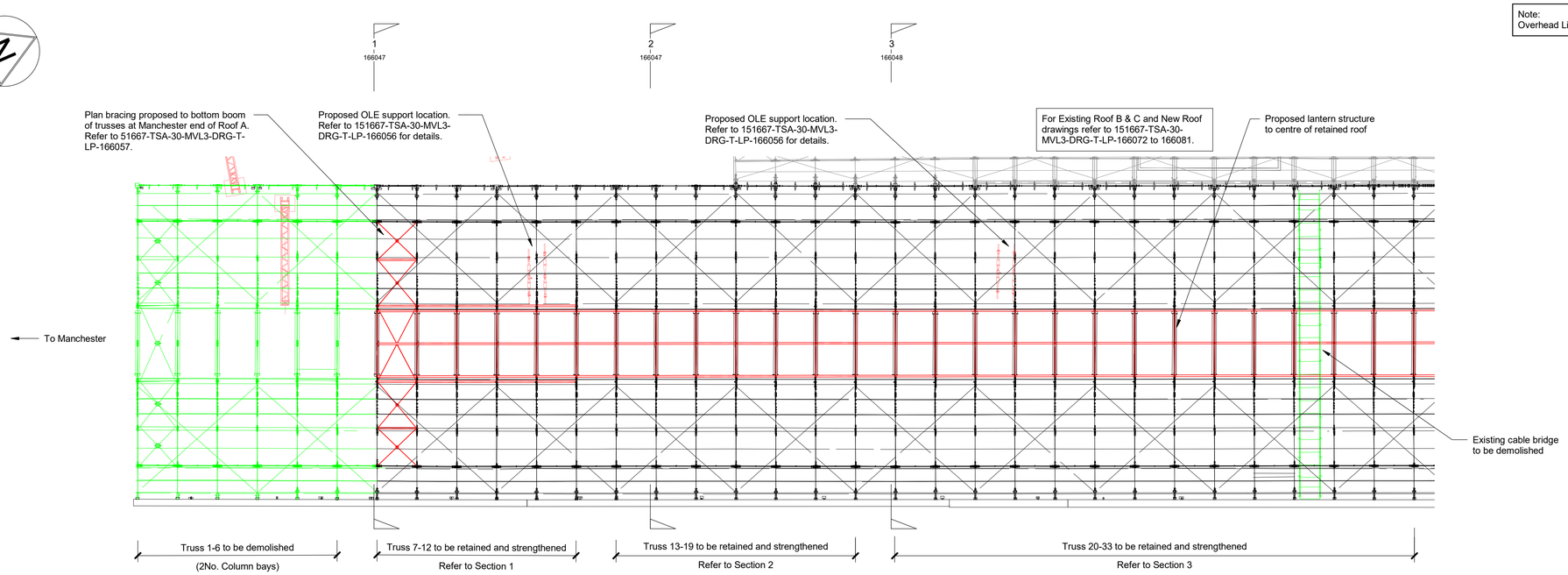

Roof A (1) - Roof Level - Existing and Proposed

Scale 1 : 200

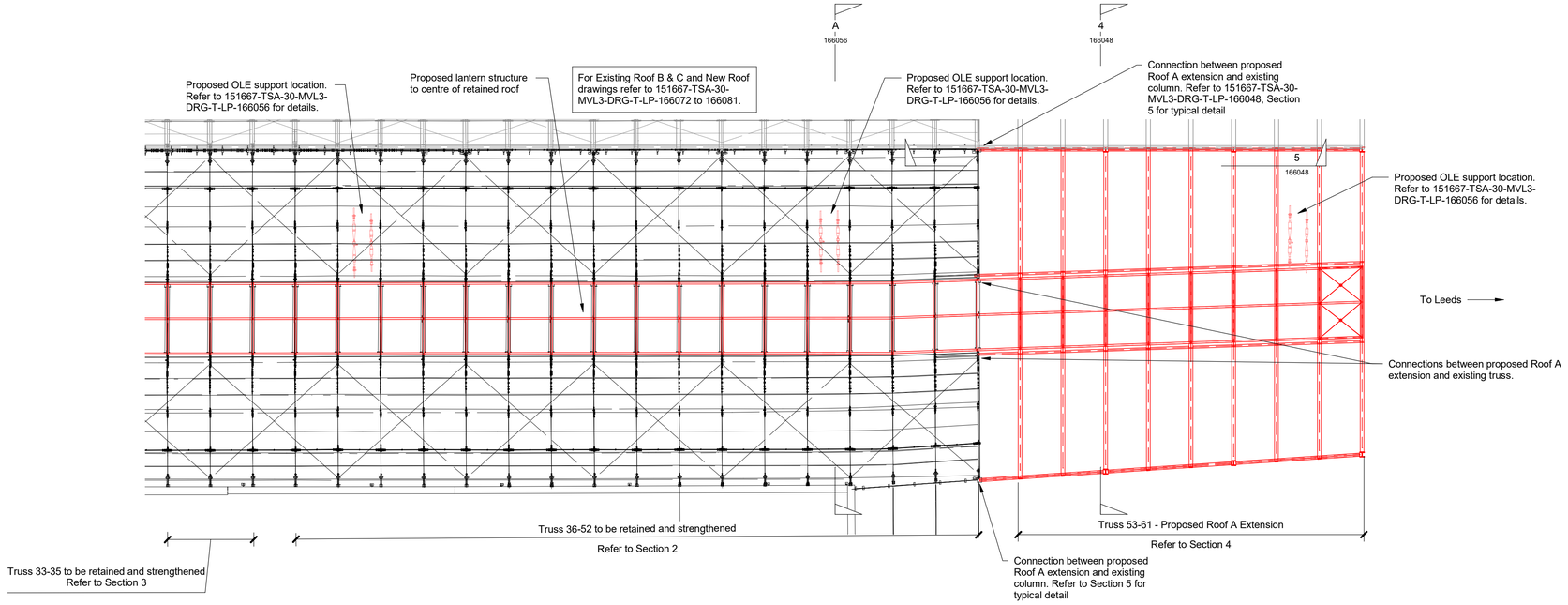

Roof A (2) - Roof Level - Existing and Proposed

Scale 1 : 200

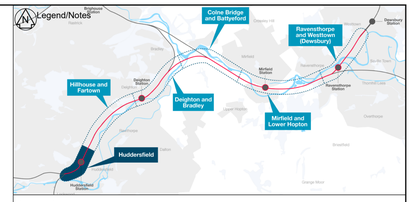

Legend

- LBC Planning Boundary
- Retained Rail Infrastructure
- Removed / Modified Rail Infrastructure
- Proposed Rail Infrastructure

Note: Elements in grey shown for context only. Refer to relevant drawings for information relating to these elements.

Notes

1. All dimensions are in millimetres unless stated otherwise.
2. Do not scale from this drawing.
3. All proposed structure to be S355 steel U.N.O.
4. All foundations to be reinforced concrete U.N.O.
5. In constructing or maintaining the Works identified as Scheduled Works in Schedule 1 of the Network Rail (Huddersfield to West Town (Dewsbury) Improvements Order, Network Rail may deviate from the dimensions shown on this drawing to the extent permitted by the Order.

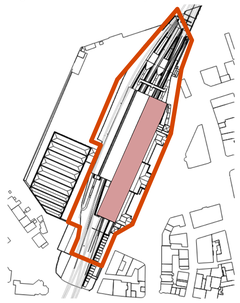

Key Plan

SCALE
0m 2 4 10 20
SCALE 1:200

THE NETWORK RAIL (HUDDERSFIELD TO WEST TOWN (DEWSBURY) IMPROVEMENTS) ORDER

Rev	Date	Description of Revisions	Drawn	Chkd	Appr
P01	05/03/21	First Issue	DP	MS	RG

Status: Fit for Contractor Design
Suitability: D3

Network Rail

Authorised	T. Rivero	Signed	Date 05/03/21
Contractor(s)	TRU - West Alliance		
Location/Level	STALYBRIDGE STN - HEATON LODGE JN (HUDD-MANC LINE)		
Type	CAD Drawing	Sub-type Plan	
Role	Town and Country Planner	Sub-Role General	
Zone	Huddersfield		
Phasing	Proposed	Grip Stage 0	
Project	Transpennine Route Upgrade		
Contract no.	151667		
Contract Title	TRU - West of Leeds		
Drawing Title	Listed Building Consent Drawing Huddersfield Station Roof A Structural Plan Roof Level		
Designed	J. Firth	Signed	Date 05/03/21
Drawn	D. Parker	Signed	Date 05/03/21
Checked	M. Steele	Signed	Date 05/03/21
Approved	R. Gee	Signed	Date 05/03/21
Scale(s)	As noted	ELR & Mileage 25.1188 to 25.1428	
Alternative Reference			Sheet 1 of 1
Drawing Number	151667-TSA-30-MVL3-DRG-T-LP-166045		Revision P01

Sheet Size A1 594 x 841

Drawing Number
151667-TSA-30-MVL3-DRG-T-LP- 166047
P01

Note:
Overhead Line Equipment wires omitted for clarity.

Refer to 151667-TSA-30-MVL3-DRG-T-LP-166045 for truss references.

Trusses to be strengthened as indicated. Refer to 151667-TSA-30-MVL3-DRG-T-LP-166049 for details.

Plan bracing and struts proposed to bottom boom of trusses to provide restraint. Refer to 151667-TSA-30-MVL3-DRG-T-LP-166057 for details.

Existing trusses to be blast cleaned, and surfaces prepared and repainted with paint specified for external environment.

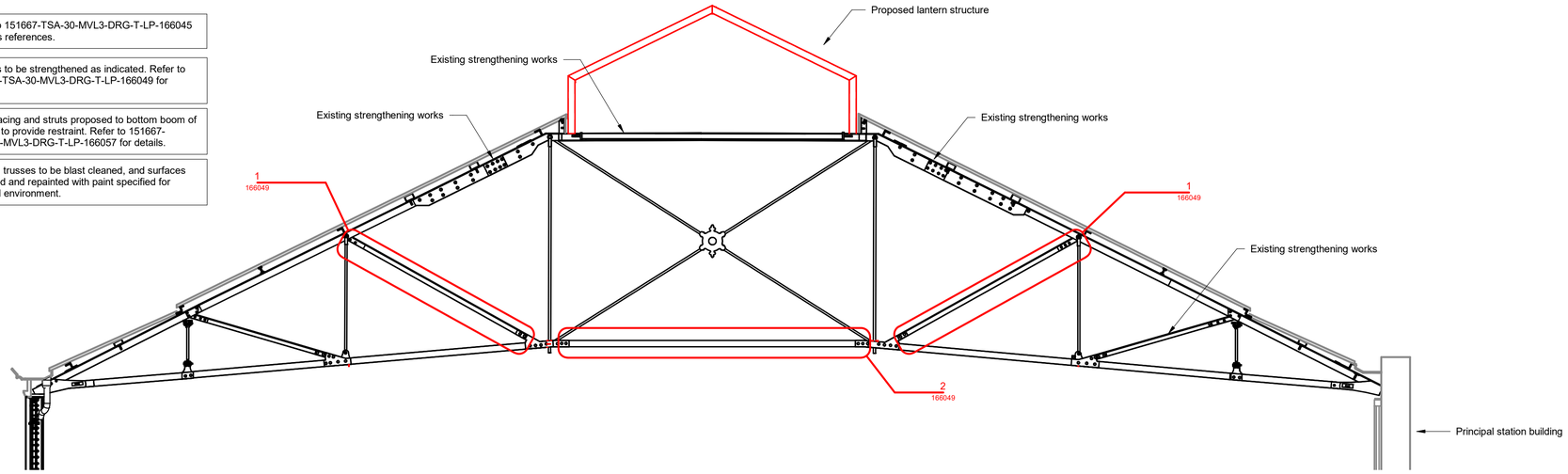

Roof A - Section 1 - Trusses 7-12 (6No. Existing Trusses)

Scale 1 : 50

Refer to 151667-TSA-30-MVL3-DRG-T-LP-166045 for truss references.

Trusses to be strengthened as indicated. Refer to 151667-TSA-30-MVL3-DRG-T-LP-166049 for details.

Existing trusses to be blast cleaned, and surfaces prepared and repainted with paint specified for external environment.

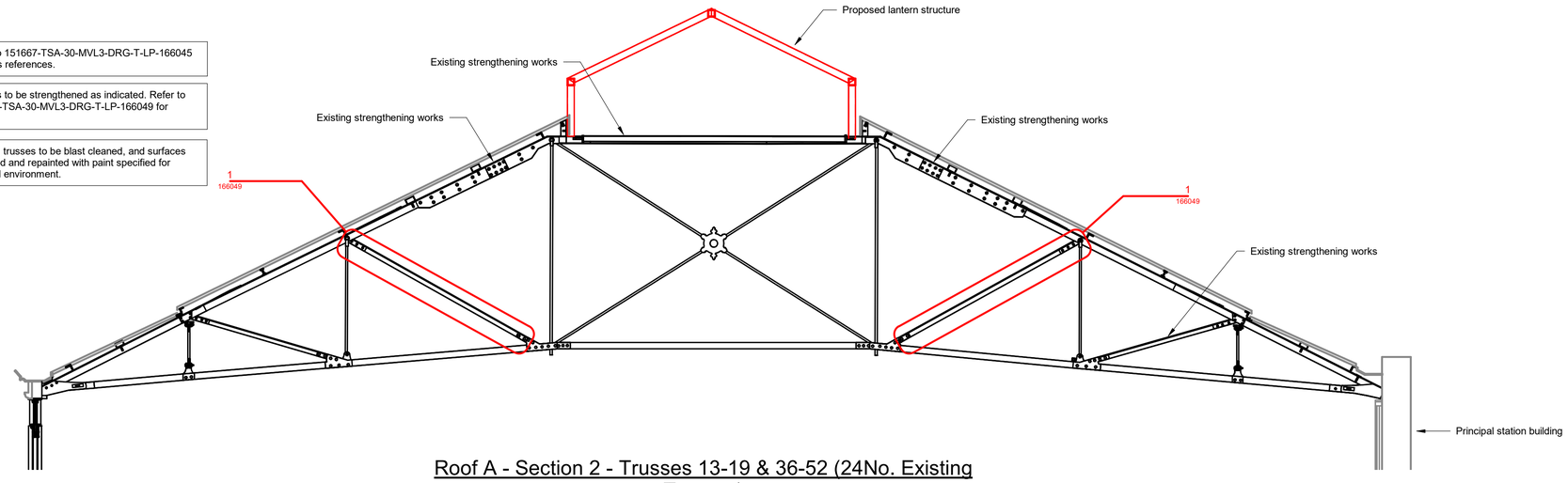

Roof A - Section 2 - Trusses 13-19 & 36-52 (24No. Existing Trusses)

Scale 1 : 50

Legend/Notes

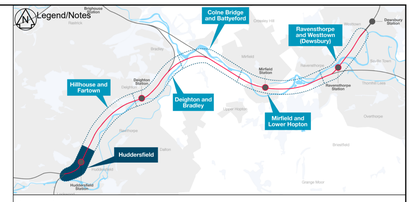

Legend

- LBC Planning Boundary
- Retained Rail Infrastructure
- Removed / Modified Rail Infrastructure
- Proposed Rail Infrastructure

Note: Elements in grey shown for context only. Refer to relevant drawings for information relating to these elements.

Notes

1. All dimensions are in millimetres unless stated otherwise.
2. Do not scale from this drawing.
3. All proposed structure to be S355 steel U.N.O.
4. All foundations to be reinforced concrete U.N.O.
5. In constructing or maintaining the Works identified as Scheduled Works in Schedule 1 of the Network Rail (Huddersfield to West Town (Dewsbury) Improvements Order, Network Rail may deviate from the dimensions shown on this drawing to the extent permitted by the Order.

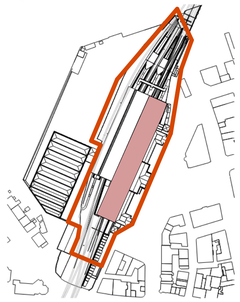

Key Plan

SCALE
0m 0.5 1 2.5 5
SCALE 1:50

THE NETWORK RAIL (HUDDERSFIELD TO WEST TOWN (DEWSBURY) IMPROVEMENTS) ORDER

Rev	Date	Description of Revisions	Drawn	Chkd	Appr
P01	05/03/21	First Issue	DP	MS	RG

Status: Fit for Contractor Design
Suitability: D3

Network Rail

Authorised	T. Rivero	Signed	Date 05/03/21

Contractor(s): TRU - West Alliance

Location/Level: STALYBRIDGE STN - HEATON LODGE JN (HUDD-MANC LINE)

Type	CAD Drawing	Sub-type	Section
Role	Town and Country Planner	Sub-Role	General
Zone	Huddersfield		
Phasing	Proposed	Grip Stage	0

Project: Transpennine Route Upgrade

Contract no.: 151667

Contract Title: TRU - West of Leeds

Drawing Title:
Listed Building Consent Drawing
Huddersfield Station
Roof A Structural Sections
Sheet 1 of 2

Designed	J. Firth	Signed	Date 05/03/21
Drawn	D. Parker	Signed	Date 05/03/21
Checked	M. Steele	Signed	Date 05/03/21
Approved	R. Gee	Signed	Date 05/03/21

Scale(s): As noted
ELR & Mileage: 25.1188 to 25.1428
Alternative Reference:
Sheet: 1 of 2
Drawing Number: 151667-TSA-30-MVL3-DRG-T-LP-166047
Revision: P01

Sheet Size A1 594 x 841

Drawing Number
151667-TSA-30-MVL3-DRG-T-LP- 166048
P01

Note:
Overhead Line Equipment wires omitted for clarity.

Refer to 151667-TSA-30-MVL3-DRG-T-LP-166045 for truss references.

Trusses to be strengthened as indicated. Refer to 151667-TSA-30-MVL3-DRG-T-LP-166049 for details.

Existing trusses to be blast cleaned, and surfaces prepared and repainted with paint specified for external environment.

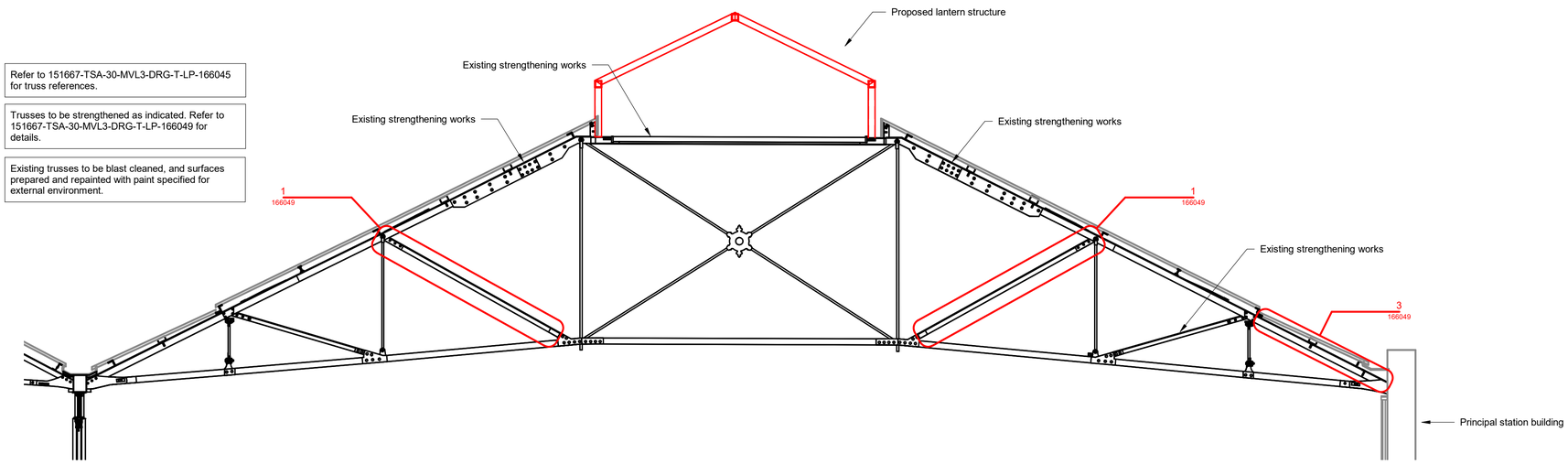

Roof A - Section 3 - Trusses 20-35 (16No. Existing Trusses)

Scale 1 : 50

Refer to 151667-TSA-30-MVL3-DRG-T-LP-166045 for truss references.

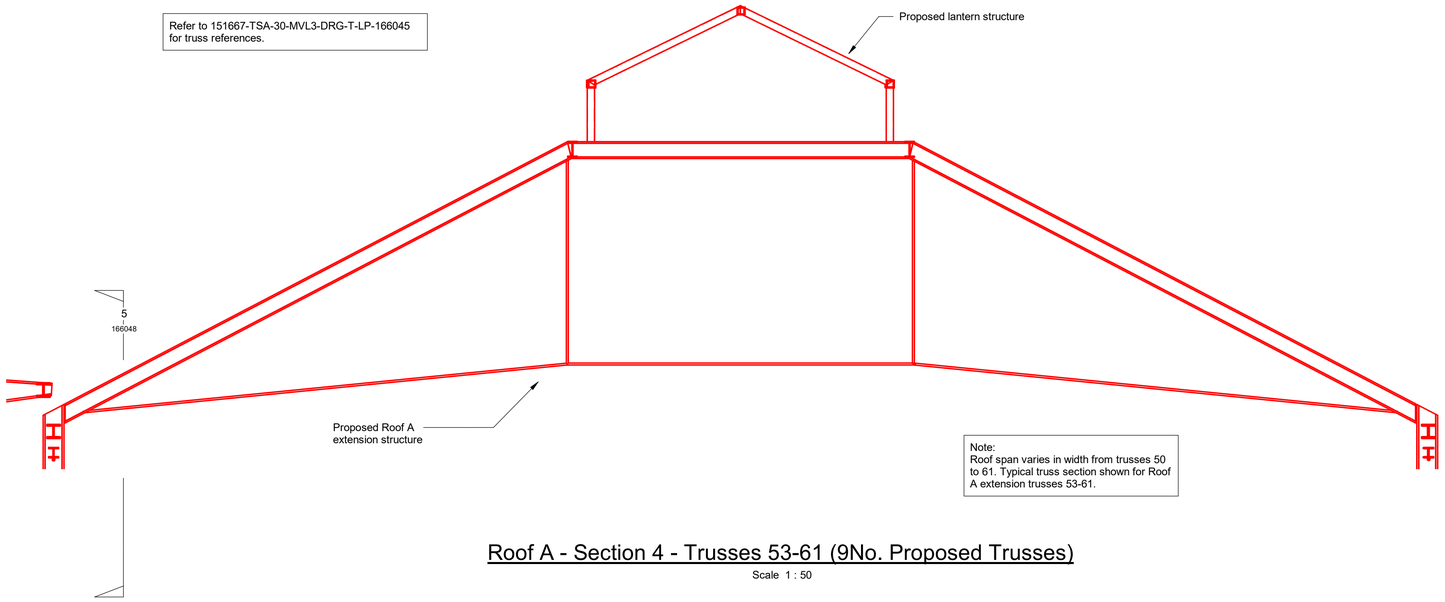

Note:
Roof span varies in width from trusses 50 to 61. Typical truss section shown for Roof A extension trusses 53-61.

Roof A - Section 4 - Trusses 53-61 (9No. Proposed Trusses)

Scale 1 : 50

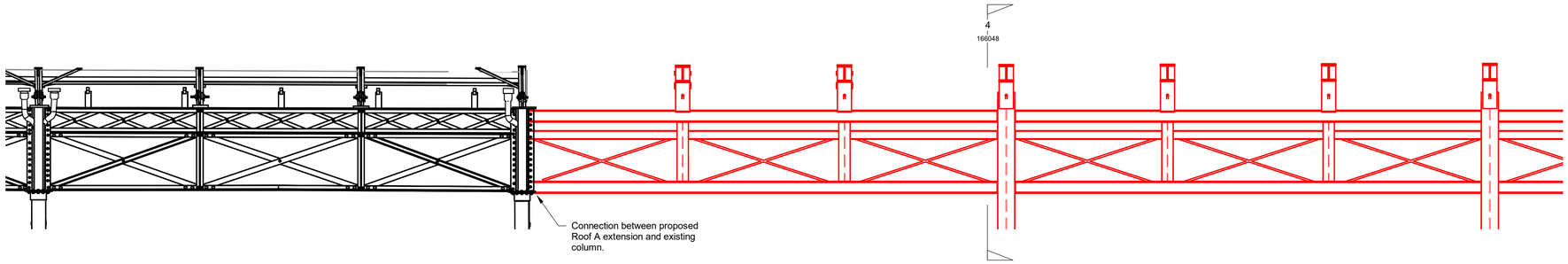

Roof A - Section 5 - Proposed Longitudinal Truss

Scale 1 : 50

Legend/Notes

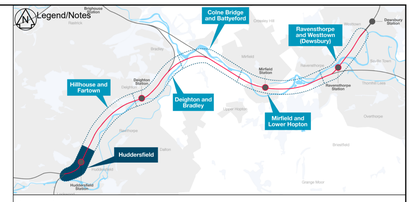

Legend

- LBC Planning Boundary
- Retained Rail Infrastructure
- Removed / Modified Rail Infrastructure
- Proposed Rail Infrastructure

Note: Elements in grey shown for context only. Refer to relevant drawings for information relating to these elements.

Notes

1. All dimensions are in millimetres unless stated otherwise.
2. Do not scale from this drawing.
3. All proposed structure to be S355 steel U.N.O.
4. All foundations to be reinforced concrete U.N.O.
5. In constructing or maintaining the Works identified as Scheduled Works in Schedule 1 of the Network Rail (Huddersfield to West Town (Dewsbury) Improvements Order, Network Rail may deviate from the dimensions shown on this drawing to the extent permitted by the Order.

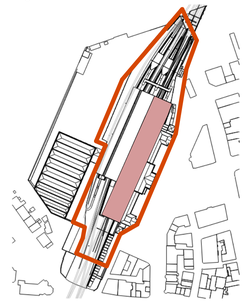

Key Plan

SCALE
0m 0.5 1 2.5 5
SCALE 1:50

THE NETWORK RAIL (HUDDERSFIELD TO WEST TOWN (DEWSBURY) IMPROVEMENTS) ORDER

Rev	Date	Description of Revisions	Drawn	Chkd	Appr
P01	05/03/21	First Issue	DP	MS	RG

Status: Fit for Contractor Design
Suitability: D3

Network Rail

Authorised	T. Rivero	Signed	Date 05/03/21

Contractor(s): TRU - West Alliance

Location/Level: STALYBRIDGE STN - HEATON LODGE JN (HUDD-MANC LINE)

Type: CAD Drawing
Sub-type: Section
Role: Town and Country Planner
Sub-Role: General
Zone: Huddersfield
Phasing: Proposed
Grip Stage: 0

Project: Transpennine Route Upgrade

Contract no.: 151667

Contract Title: TRU - West of Leeds

Drawing Title:
Listed Building Consent Drawing
Huddersfield Station
Roof A Structural Sections
Sheet 2 of 2

Designed	J. Firth	Signed	Date 05/03/21
Drawn	D. Parker	Signed	Date 05/03/21
Checked	M. Steele	Signed	Date 05/03/21
Approved	R. Gee	Signed	Date 05/03/21

Scale(s): As noted
ELR & Mileage: 25.1188 to 25.1428
Alternative Reference:
Sheet: 2 of 2
Drawing Number: 151667-TSA-30-MVL3-DRG-T-LP-166048
Revision: P01

Sheet Size A1 594 x 841