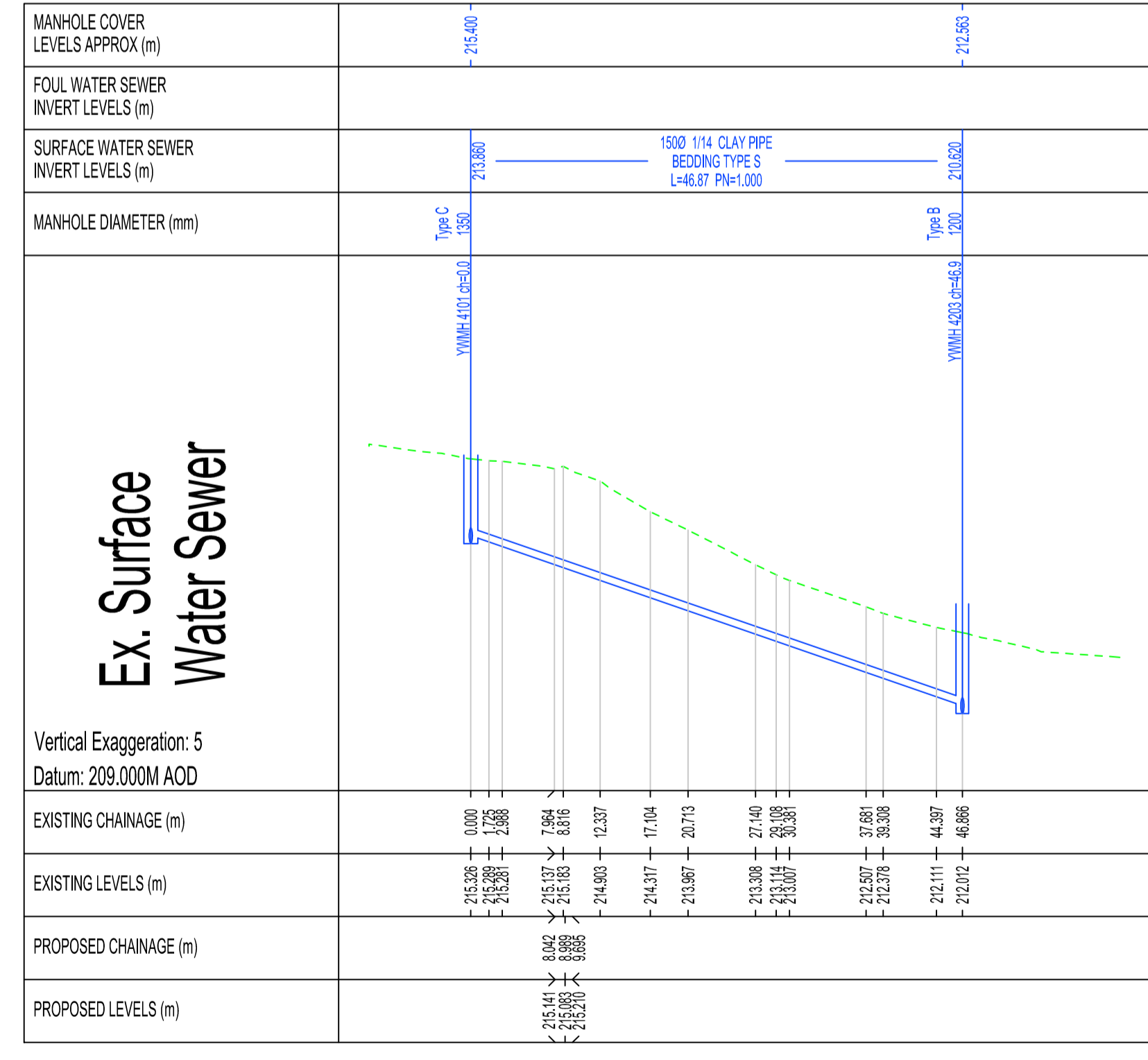
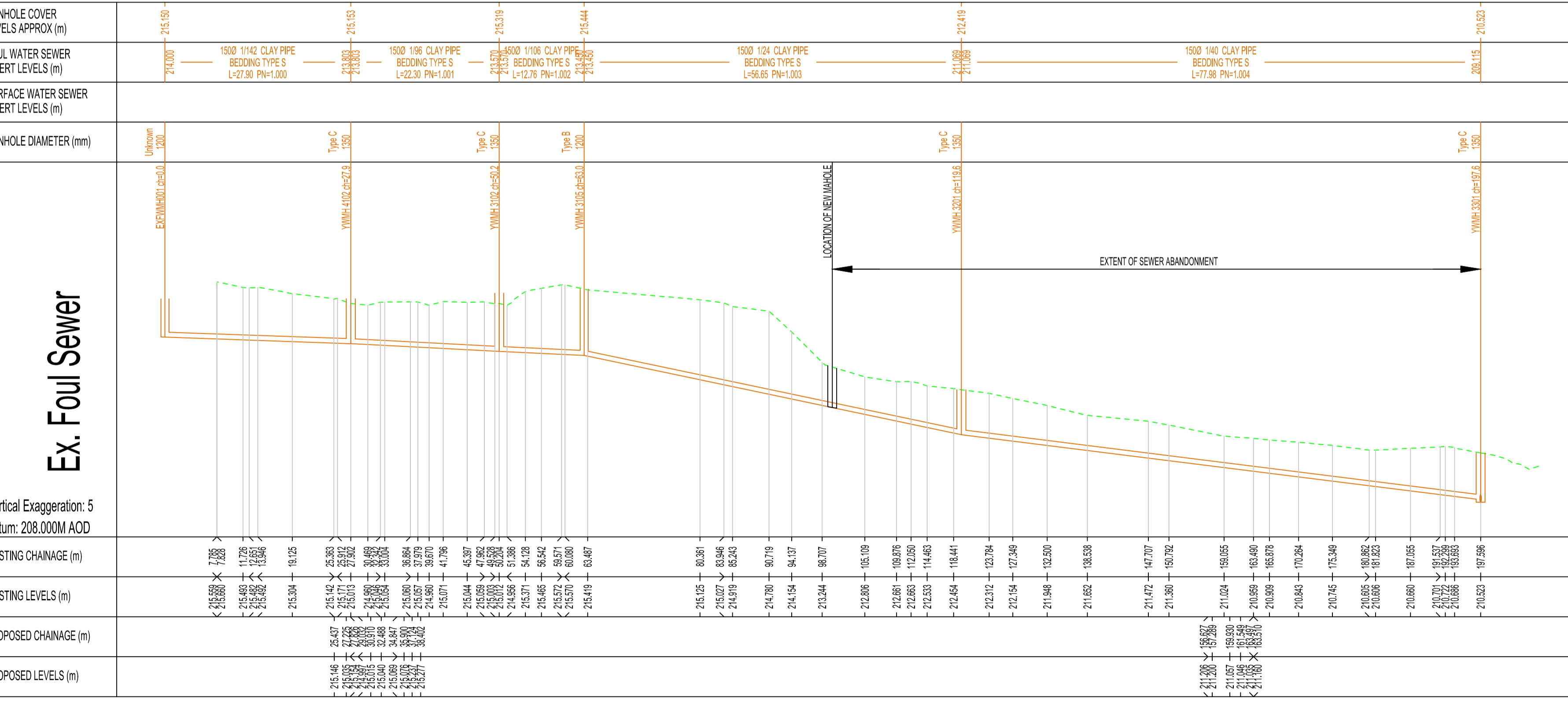
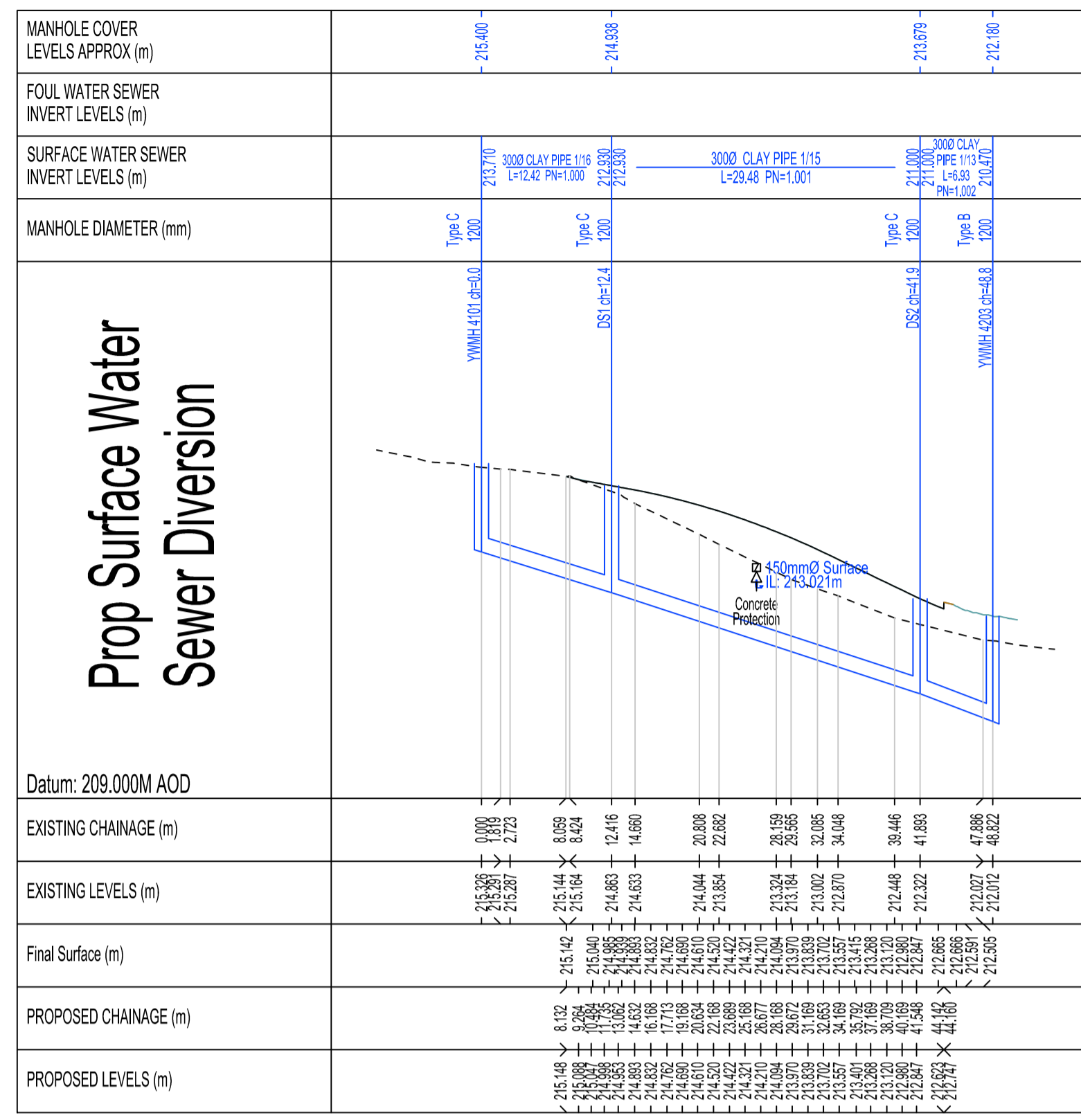
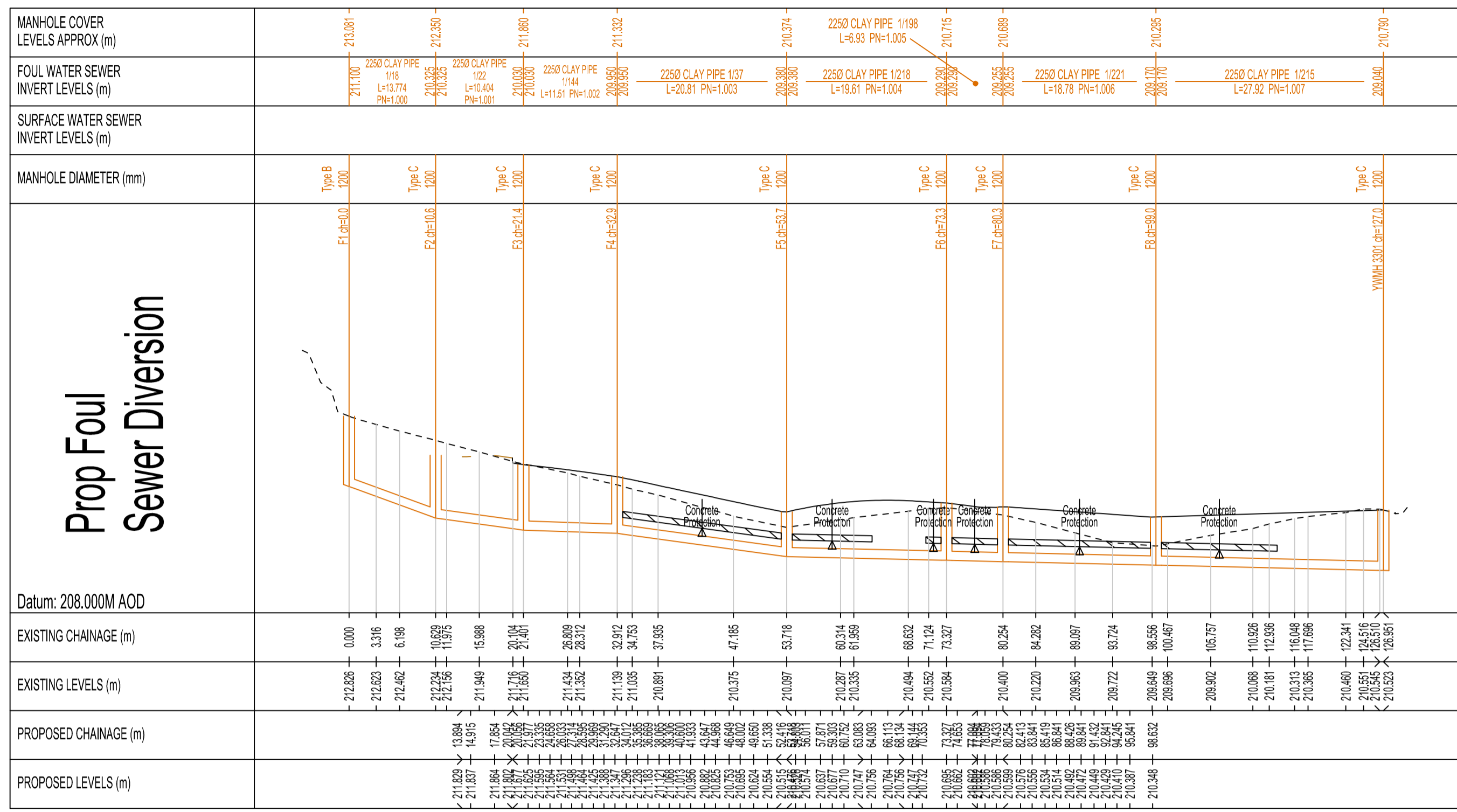


YW REFERENCE:
S185-2024-031



YORKSHIRE WATER NOTES

- ALL ADOPTABLE SEWER WORKS AND MATERIAL TO BE IN ACCORDANCE WITH SEWERAGE SECTOR GUIDANCE DESIGN AND CONSTRUCTION GUIDANCE [CODE FOR ADOPTION]. THE RELEVANT BRITISH/EUROPEAN AND YORKSHIRE WATERS STANDARDS / REQUIREMENTS / LOCAL PRACTISE FOR THE ADOPTION OF SMALL SUBMERSIBLE FOUL AND SURFACE WATER PUMPING STATIONS AND KITEMARKED.
- MANHOLE COVERS SHALL HAVE A CLEAR OPENING OF 600mm AND SHALL BE CLASS D400 TO BS EN 124 WITH 150mm DEEP FRAMES IN HIGHWAYS.
- FILLED GROUND MUST BE FILLED AND CONSOLIDATED UNDER THE SUPERVISION AND TO THE SATISFACTION OF YORKSHIRE WATER BEFORE ANY SEWER WORKS ARE CARRIED OUT.
- YORKSHIRE WATER IS NOT OBLIGED TO ACCEPT FILER DRAIN/LAND DRAINAGE RUN-OFF INTO THE PUBLIC SEWER NETWORK OR ADOPTABLE DRAINAGE SYSTEM (DIRECTLY OR INDIRECTLY). AN ALTERNATIVE METHOD OF DISPOSAL OF THE LAND DRAINAGE RUN-OFF WILL THEREFORE BE REQUIRED AND YOU WILL HAVE TO LIAISE WITH THE LOCAL AUTHORITY, LAND DRAINAGE SECTION WITH REGARD TO THE DISPOSAL OF THE FILTER DRAIN/LAND DRAINAGE RUN-OFF.
- THE ADOPTABLE SEWERS SHOULD BE A MINIMUM OF 1.0m AND MANHOLES 0.5m FROM KERB SIDES AND SERVICES MARGINS.
- SEWERS MUST HAVE A 5.0m CLEARANCE FROM TREES AND HEDGES OR THE WIDTH OF THE CANOPY AT MATURE HEIGHT.
- SEWERS TO BE LAID IN CLASS "S" BEDDING (150mm GRANULAR BED AND SURROUND), WHERE THE DEPTH OF COVER TO TOP OF THE SEWER IS LESS THAN 1.2m IN HIGHWAYS AND VERGES (OR LESS THAN 900mm IN NON-VEHICULAR ACCESS AREAS) THEN A CONCRETE SLAB SHOULD BE PROVIDED ABOVE GRANULAR BED AND SURROUND.
- THERE MUST BE ENOUGH CLEARANCE AT CROSSOVERS TO ACCOMMODATE BEDDING TO BOTH PIPES, APPROX 300mm : IF CROSSOVER IS ER THE ROCKER THEN CLEARANCE MAY NEED TO BE INCREASED.
- BEDDING AND BACKFILL MATERIAL TO CONFORM TO THE REQUIREMENT OF ATER INDUSTRY SPECIFICATION 4-08-02 (TABLE A2).
- ADOPTABLE PLASTIC SEWER PIPES TO BE BSI KITEMARKED (CERTIFIED TO WIS 4-35-01 AND BS EN 13476). ADOPTABLE PLASTIC SEWER PIPES TO BE LAID IN MAXIMUM 3.0m LENGTHS UNLESS THERE IS A SPECIFIC OPERATIONAL NEED TO LAY LONGER LENGTHS. PLASTIC CHANNEL SECTIONS IN MANHOLES ARE NOT ACCEPTABLE AND YORKSHIRE WATER WOULD PREFER CLAYWARE CHANNELS IN MANHOLES.
- THE MINIMUM CRUSHING STRENGTH FOR CLAY PIPES SHOULD BE AS FOLLOWS:
100mm DIA 40kN/m
150mm DIA 40kN/m
225mm DIA 45kN/m
300mm DIA 72kN/m
THE MINIMUM CRUSHING STRENGTH FOR CONCRETE PIPES SHOULD BE IN ACCORDANCE WITH - (CLASS 120 TO EN 1916/BS5911-12002). PLASTIC PIPES SHOULD CONFORM TO WIS 4-35-01 AND BS EN 13476.
- YORKSHIRE WATER POLCY IS THAT BRICK MANHOLES AND 1050mm DIA MANHOLE RINGS ARE NOT PREFERRED. INSTEAD IT IS PREFERRED THAT YOU USE A TYPE "B" MANHOLE WITH 1200mm DIA, 1350mm DIA OR 1500mm DIA RINGS, WITH THE OPENING SITED OVER THE CHANNEL WHERE DEPTH OF THE COVER TO PIPE SOFFIT IS 1.0m - 1.5m.
- WHERE A B125 COVER AND FRAME HAS BEEN APPROVED, THIS MUST NOT BE COATED IN PLASTIC AND MUST HAVE LIFTING EYES SUITABLY SIZED TO ACCOMMODATE STANDARD LIFTING KEYS. SCREW DOWN COVERS ARE NOT ACCEPTABLE.

NOTES

- THIS DRAWING IS PRODUCED FOR USE IN THIS PROJECT ONLY AND MAY NOT BE USED FOR ANY OTHER PURPOSE. THE CONSULTING ENGINEERS ACCEPT NO LIABILITY FOR THE USE OF THIS DRAWING OTHER THAN THE PURPOSE FOR WHICH IT WAS INTENDED IN CONNECTION WITH THIS PROJECT AS RECORDED ON THE TITLE BLOCK FIELDS 'PURPOSE FOR ISSUE' AND 'FILE STATUS CODE'.
- THIS DRAWING MAY NOT BE REPRODUCED IN ANY FORM WITHOUT PRIOR WRITTEN AGREEMENT FROM ADVANT ENGINEERS.
- DO NOT SCALE FROM THE DRAWING. USE WRITTEN DIMENSIONS ONLY.
- ALL DIMENSIONS ARE IN MILLIMETRES UNLESS OTHERWISE SPECIFIED.
- DISCREPANCIES MUST BE REPORTED BACK TO THE ENGINEER PRIOR TO CONSTRUCTION.
- THIS DRAWING TO BE READ IN CONJUNCTION WITH ALL RELEVANT ADVANT ENGINEERS DRAWINGS AND SPECIFICATIONS.

KEY

D	COVER LEVELS AMENDED	RR	20.08.25
C	F2 COVER LEVEL AMENDED	MJM	11.08.25
B	LAYOUT UPDATED	MJM	05.08.25
A	INITIAL ISSUE	MJM	22.07.24
REV	AMENDMENTS	BY	DATE

FOR APPROVAL

STATUS		CHK'D
PRELIMINARY	<input type="checkbox"/>	MJM
FOR COMMENT	<input type="checkbox"/>	MJM
FOR APPROVAL	<input checked="" type="checkbox"/>	MJM
FOR CONSTRUCTION	<input type="checkbox"/>	
AS BUILT	<input type="checkbox"/>	

advant ENGINEERS

Unit 6 Benton Office Park, Bennett Avenue
Horbury, Wakefield, West Yorkshire, WF4 5RA
01924 654108
wakefield@advantengineers.co.uk

CLIENT	ORION HOMES LTD
--------	------------------------

CONTRACT	DENBY LANE GRANGE MOOR
----------	-------------------------------

TITLE	S185 ROAD & SEWER LONGITUDINAL SECTIONS
-------	--

DRAWN	MJM	CHK'D	MJM
SCALE	H=1:500 V=1:100 @ A1	DATE	22.07.24

JOB No	DRG No	REV
24017	111	D