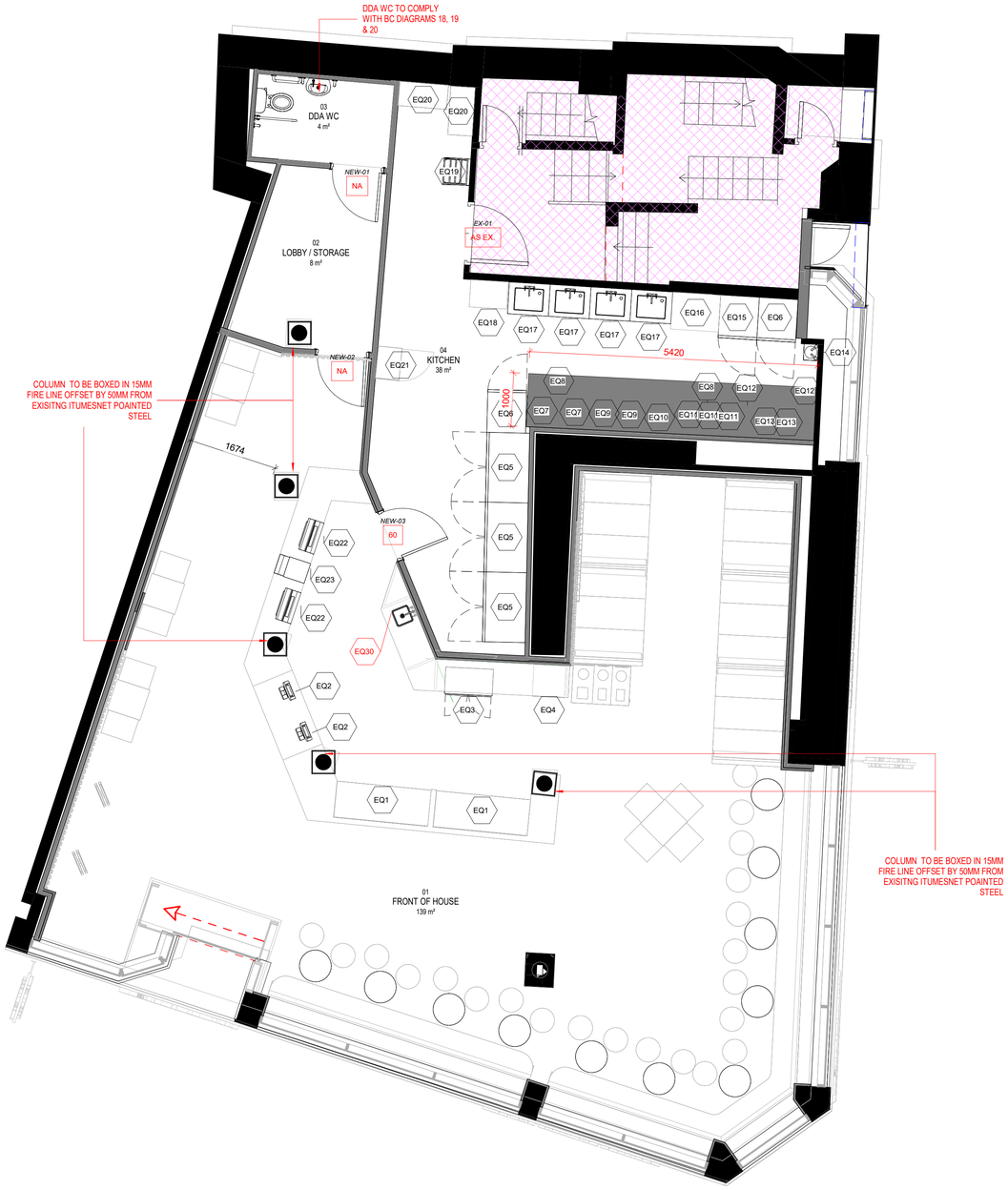

GA PLANS

SCALE: 1 : 50

Diagram 18 **Unisex wheelchair-accessible toilet with corner WC**

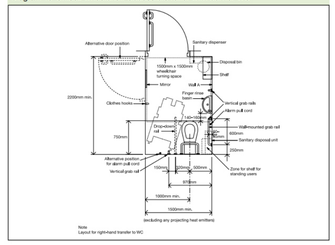

Diagram 19 **Heights and arrangement of fittings in a unisex wheelchair-accessible toilet** (looking towards wall A in diagram 18)

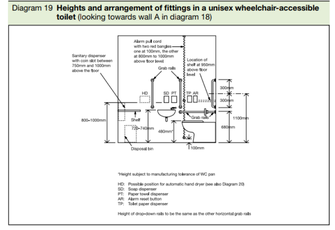

Diagram 20 **Height of various fittings in toilet accommodation**

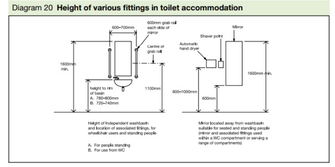

EQUIPMENT SCHEDULE		
EQ REF	MANUFACTUER	DIMENSION
EQ1	Parry CX5BM – Bain Marie Display with hot cupboard below	1780mm (w) x 685mm (d) x 1340mm (h)
EQ2	Access A8 POS Till	200mm (w) x 200mm (d) x 430mm (h)
EQ3	Polar G-Series Back Bar Cooler with Sliding Doors 198Ltr	900mm (w) x 520mm (d) x 850mm (h)
EQ4	Small double electric plate warmer 1869 parry b	600(W) x 600(D)mm x945(H)
EQ5	Lockhart Heavy Duty GN freezer	1314mm (w) x 760mm (d) x 2075mm (h)
EQ6	Arctica Heavy Duty GN freezer - 670Ltr - 1 Dr - S/S	730mm (w) x 760mm (d) x 2075mm (h)
EQ7	Chefmaster Rice Cooker 5.4Ltr	
EQ8	Stainless steel worksurface and frame	1200mm (w) x 600mm (d) x 900mm (h)
EQ9	Auto Cooking Robot LT-TGD30	
EQ10	Stainless steel worksurface and frame	600mm (w) x 600mm (d) x 900mm (h)
EQ11	Buffalo Induction Hob 3kW	330mm (w) x 430mm (d) x 100(h)
EQ12	Stainless steel worksurface and frame	300mm (w) x 600mm (d) x 900mm (h)
EQ13	650124B500 - FriFri Super Easy 411 Electric Tank Fryer	400mm (w) x 850mm (d) x 990mm (h)
EQ14	Vogue Stainless Steel Mini Wash Basin	305mm (w) x 165mm (d) x 165mm (h)
EQ15	Arctica Heavy Duty GN freezer - 670Ltr - 1 Dr - S/S	730mm (w) x 760mm (d) x 2075mm (h)
EQ16	Polar U-Series Double Drawer Dual Temperature Counter Fridge Freezer 4xGN	w 900 h 900 d 600
EQ17	Vogu Deep Pot Sink & Twin Mixer Lever Deck Tap	770mm (w) x 600mm (d) x 900mm (h)
EQ18	GRU 2 GREESE TRAP	
EQ19	MOP SINK	<varies>
EQ20	Vogue 4 Tier Wire Shelving Kit	915mm (w) x 460mm (d) x 1840mm (h)
EQ21	COSH CUPBOARD	1830(H) x 610(W) x 457(D)mm
EQ22	Britvic 6 prod breeze tower	TBC
EQ23	<varies>	<varies>
EQ28	27inch Pixel Media POS screen	372mm (w) x 80mm (d) x 850mm (h)
EQ30	Stainless Steel Handwash Basin	330mm(w) x 330mm (d) x tbc (h)

NOTES

DO NOT SCALE.

ALL DIMENSIONS GIVEN IN MM.

SURVEY OF EXISTING SITE AND ALL DIMENSIONS TO BE VERIFIED BY CONTRACTOR ON-SITE PRIOR TO SETTING-OUT, MANUFACTURE & CONSTRUCTION.

ALL DISCREPANCIES/ERRORS ARE TO BE REPORT TO THE PM/ARCHITECT UPON DISCOVERY.

ALL DEVIATIONS MADE FROM THE DRAWINGS SHOULD BE DISCUSSED/APPROVES BY STORE DESIGNER/PROJECT MANAGER PRIOR TO EXECUTION.

HYPHEN ACCEPTS NO LIABILITY FOR USE OF THIS DRAWING BY PARTIES OTHER THAN THE PARTY FOR WHOM IT WAS PREPARED OR FOR PURPOSES OTHER THAN THOSE FOR WHICH IT WAS PREPARED.

THIS DRAWING IS BASED ON PROJECT INFORMATION CURRENT AT THE TIME OF ISSUE.

THIS DRAWING DOES NOT CONTAIN SHARED CO-ORDINATES AND IS NOT ISSUED FOR CO-ORDINATION PURPOSES.

CONTRACTOR RESPONSIBLE TO ENSURE STABILITY OF ALL STUDWORK.

ALL PROPOSED FLOOR AND CEILING LEVELS SHOWN TO BE CONFIRMED UPON RECEPT & VERIFICATION OF EXISTING LANDLORD LEVELS.

REFER TO HYPHEN DRAWINGS FOR FINAL SETTING-OUT OF CONSULTANTS VISIBLE EQUIPMENT.

ALL LRV 30 + POINTS OF DIFFERNCE TO SOCKETS AND ARCHITRAVE AND ALL SURFACES AS REQUIRED BY APPROVED DOCUMENT PART M.

EXISING WALLS TO BE MADE GOOD WHERE REQUIRED.

PVT RATING FOR ALL FLOOR FINISHES TO BE GREATER THAN PTV 35+.

ENSURE ACCESS IS MAINTAINED TO ANY LANLORD PIPE WORK OR SERVICES THROUGHOUT FOR MAINTENANCE PURPOSES.

ANY BREACHES IN FIRE RATED WALLS MUST BE FIRE STOPPED

ALL MATERICALS TO MEET:

BACK OF HOUSE - CLASS 0 EUROCLASS B-s3, d2 SURFACE SPREAD OF FLAME.

FRONT OF HOUSE - CLASS 1 EUROCLASS C-s3,d2 SURFACE SPREAD OF FLAME.

Table D1 Floor space factors[2]

Type of accommodation[1][3]	Floor space factor (m²/person)
1. Standing spectator areas, bar areas (within 2m of serving point), similar refreshment areas	0.3
2. Amusement arcade, assembly hall (including a general purpose place of assembly), bingo hall, club, crush hall, dance floor or hall, venue for pop concerts and similar events and bar areas without fixed seating	0.5
3. Concourse or queuing area[4]	0.7
4. Committee room, common room, conference room, dining room, licensed betting office (public area), lounge or bar (other than in (5) above), meeting room, reading room, restaurant, staff room or waiting room[5]	1.0
5. Exhibition hall or studio (film, radio, television, recording)	1.5
6. Skating rink	2.0
7. Shop sales area[6]	2.0
8. Art gallery, dormitory, factory production area, museum or workshop	5.0
9. Office	6.0
10. Shop sales area[7]	7.0
11. Kitchen or library	7.0
12. Bedroom or study-bedroom	8.0
13. Bed-sitting room, billiards or snooker room or hall	10.0
14. Storage and warehousing	30.0
15. Car park	Two persons per parking space

NOTES:

1. As an alternative to using the values in the table, the floor space factor may be determined by reference to actual data taken from similar premises. Where appropriate, the data should reflect the average occupant density at a peak trading time of year.
2. Where accommodation is not directly covered by the descriptions given, a reasonable value based on a similar use may be selected.
3. Where any part of the building is to be used for more than one type of accommodation, the most onerous factor(s) should be applied. Where the building contains different types of accommodation, the occupancy of each different area should be calculated using the relevant space factor.
4. For detailed guidance on appropriate floor space factors for concourses in sports grounds refer to *Concourses* published by the Football Licensing Authority.
5. Alternatively the occupant number may be taken as the number of fixed seats provided, if the occupants will normally be seated.
6. Shops excluding those under item 10, but including: supermarkets and department stores (main sales areas), shops for personal services, such as hairdressing, and shops for the delivery or collection of goods for cleaning, repair or other treatment or for members of the public themselves carrying out such cleaning, repair or other treatment.
7. Shops (excluding those in covered shopping complexes but including department stores) trading predominantly in furniture, floor coverings, cycles, prams, large domestic appliances or other bulky goods, or trading on a wholesale self-selection basis (cash and carry).

AREA OF BACK OF HOUSE TO REMAIN AS IS CURRENT

Rev	Description	By	Check	Date
T1	LISTED BUILDING CONSENT APP	FQ	MS	21.08.25
PL2	sink added behind counter	MS	LB	17.06.25
PL1	updated as per BC comment	MS	MS	09.06.25
PL0	BC issue	MS	MS	14.05.25
T0	FIRST ISSUE	MS	LB	25.01.24

Hyphen

Unit 3, Lakeside Walk,
North Road
Monaghan, H18AW26
+353 87 090 3264
dublin@hyphen.archi

Client
CHOPSTIX

Project
33-37 KINGS STREET, HUDDERSFIELD

Drawing
PROPOSED GA FLOOR PLANS

Scale	Date	Author	Checked
As indicated @A1	31.03.2025	FQ	MS

Workstage	Status
4	TENDER

Hyphen Project No	Project / Drawing No	Revision
9641	A-HYP-ZZ-00-D-A-110	T1

Do not scale from this drawing.
Report any discrepancies to the author.
© The Hyphen Group Ltd