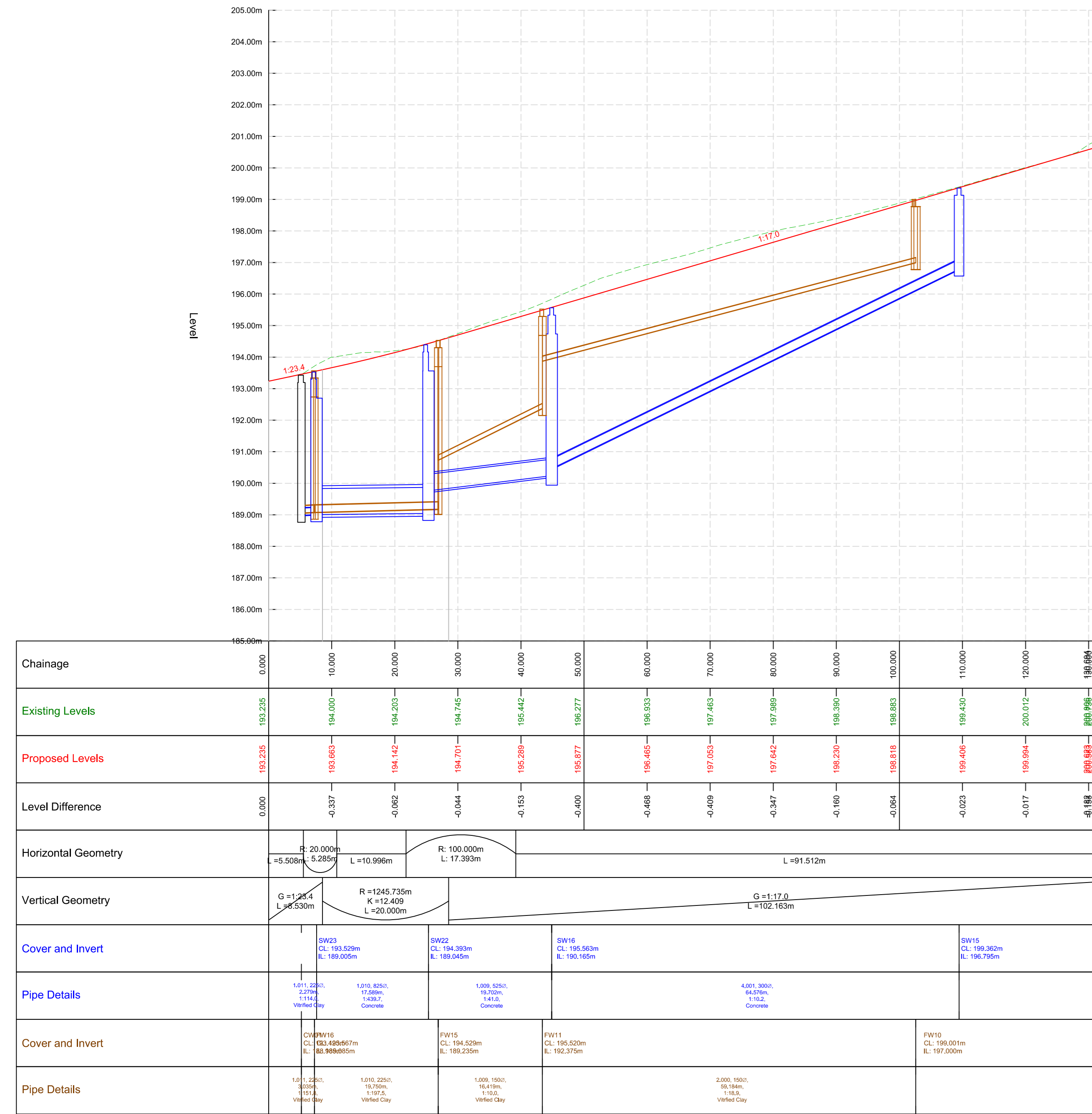
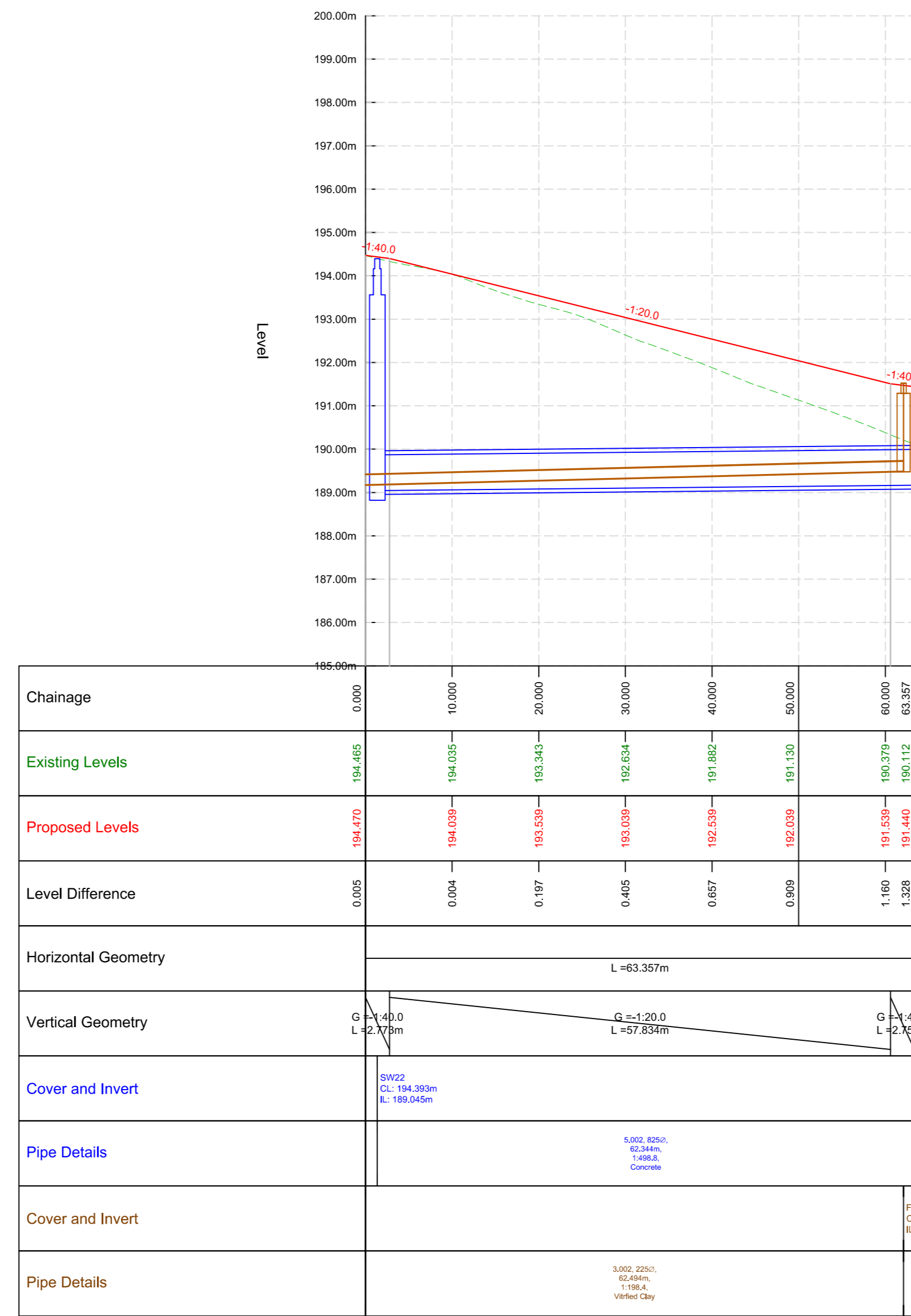


- General Notes**
- Do not scale this drawing.
 - All dimensions are in millimeters unless stated otherwise.
 - This drawing is to be read in conjunction with all other relevant drawings & specifications.
 - All proprietary items to be installed in strict compliance with manufacturers instructions and recommendations.
 - No works shall commence on site until approval has been obtained from all relevant Agencies / Authorities.
 - All dimensions referred to in this drawing must be verified.

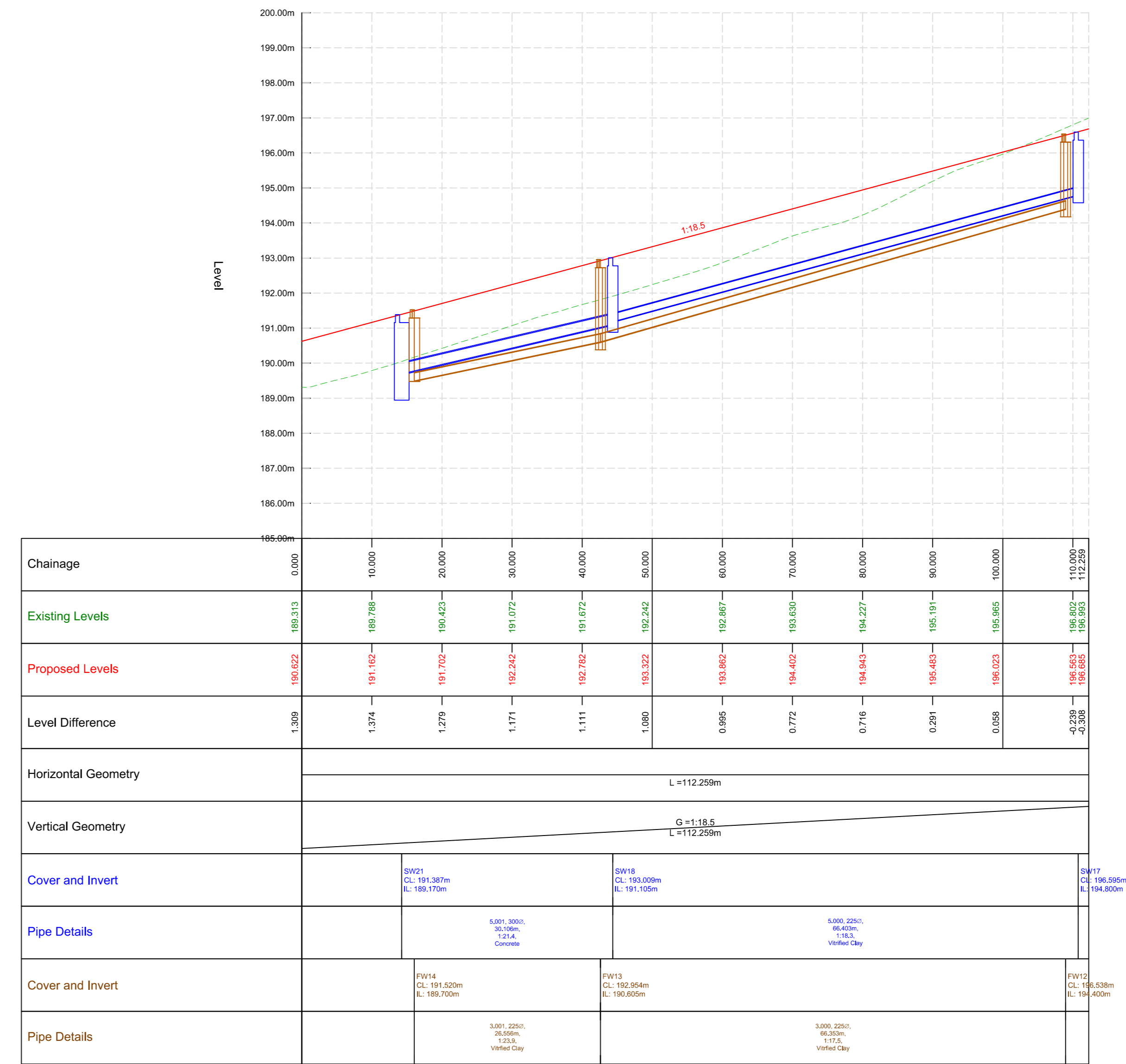
- Yorkshire Water Notes**
- All adoptable sewer works and material to be in accordance with "Design and Construction Guidance (DCG) Code for Adoption", The Relevant British/European and Yorkshire Water's Standards/Requirements/Addendum to the Mechanical and Electrical Specification and Kitemarked.
 - Manhole covers shall have a clear opening of 600mm and shall be Class D400 to BS EN 124 with 150mm deep frames in highways.
 - Filled ground must be filled and consolidated under the supervision and to the satisfaction of Yorkshire Water before any sewer works are carried out.
 - Yorkshire Water is not obliged to accept filter drain/land drainage run-off into the public sewer network or adoptable drainage system (directly or in-directly). An alternative method of disposal of the land drainage run-off will therefore be required and you will have to liaise with the Local Authority, Land Drainage Section regarding the disposal of the filter drain/land drainage run-off.
 - The adoptable sewers should be a minimum of 1m and manholes 0.5m from kerb faces and service margins.
 - Sewers must have 5 metres clearance from trees and hedges or the width of the canopy at mature height.
 - Sewers to be laid in Class "S" Bedding (150mm granular bed and surround). Where depth of cover to top of the sewer is less than 1.2m in highways and verges (or less than 500mm in nonvehicular access areas) then a concrete slab should be provided above granular bed and surround.
 - Bedding and backfill material to conform to the requirement of Water Industry Specification 4-08-02 (Table A2).
 - Yorkshire Water policy is that brick manholes and Type "C" 1050mm diameter manhole rings are not preferred. Instead, it is preferred that you use a type "B" manhole with 1200mm diameter or 1350mm diameter rings, with the opening sited over the channel where depth of cover to pipe soffit is 1 - 1.5m.
 - Adoptable plastic sewer pipes to be BS Kitemarked (certified to WIS 4-35-01 and BS-EN13476). Adoptable plastic sewer pipes to be laid in maximum 3 metre lengths unless there is a specific operational need to lay longer lengths. Plastic channel sections in manholes are not acceptable and Yorkshire Water would require clay ware channel in manholes.
 - The minimum crushing strength for clay pipes should be as follows: 100mm dia. 40kN/m, 150mm dia. 40kN/m, 225mm dia. 45kN/m and 300mm dia. 72kN/m. The minimum crushing strength for concrete pipes should be - (Class 120 to EN 1916/BS5911-1:2002). Plastic pipes should conform to WIS 4-35-01 and BS EN13476.
 - Where a B125 cover and frame has been approved, this must not be coated in plastic and must have lifting eyes suitably sized to accommodate standard lifting keys. Screw down covers are not acceptable.
 - There must be enough clearance at crossovers to accommodate bedding to both pipes, approx. 300mm; if crossover is near the rocker then the clearance needed may need to be increased.



ROAD 01 - LONGSECTION
Scale: H 1:500,V 1:100. Datum: 185.000




ROAD 02 - LONGSECTION
Scale: H 1:500,V 1:100. Datum: 185.000



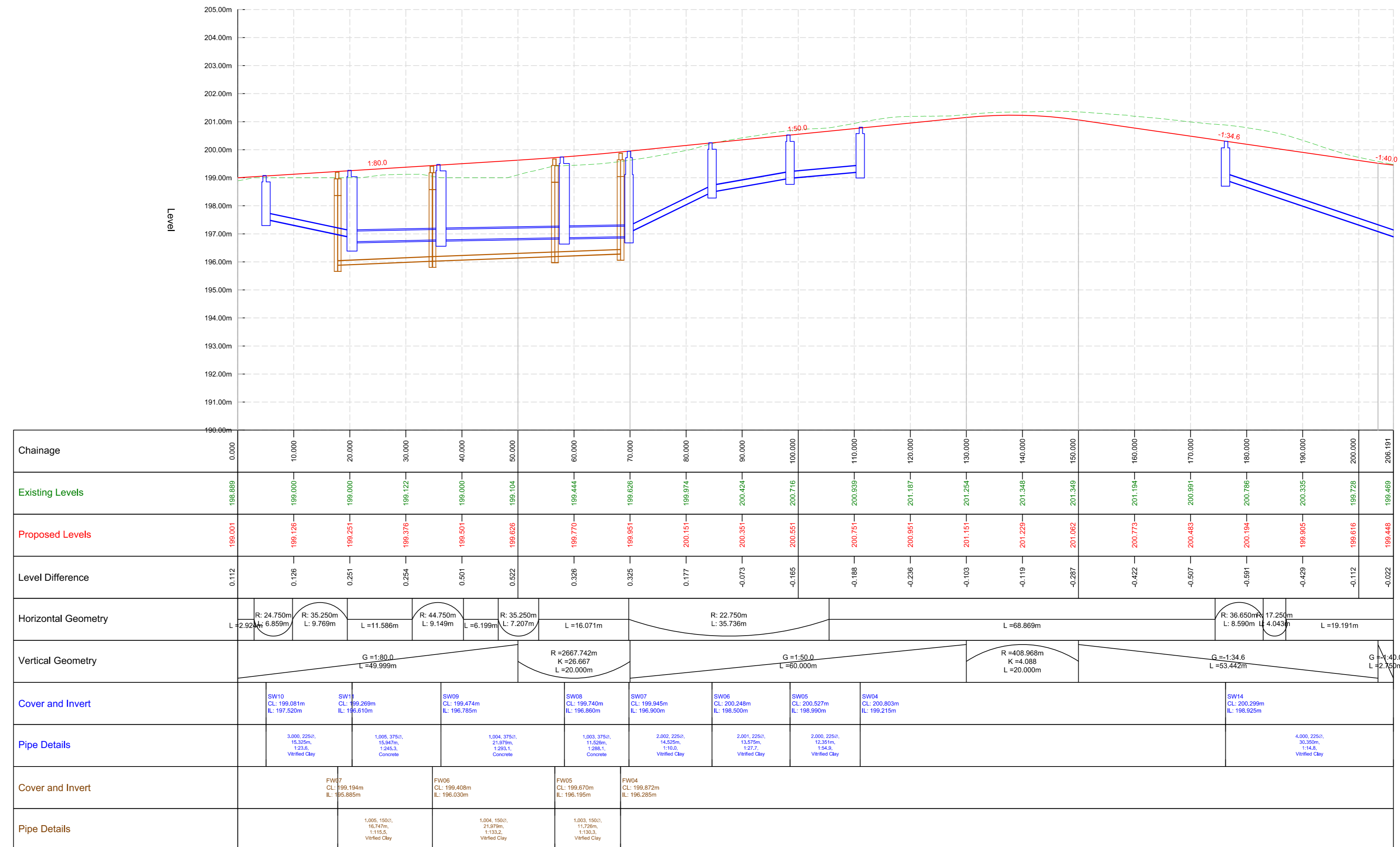
ROAD 03 - LONGSECTION
Scale: H 1:500,V 1:100. Datum: 185.000



ROAD 04 - LONGSECTION
Scale: H 1:500,V 1:100. Datum: 190.000



ROAD 05 - LONGSECTION
Scale: H 1:500,V 1:100. Datum: 190.000



ROAD 06 - LONGSECTION
Scale: H 1:500,V 1:100. Datum: 190.000

rev	description	drawn	date
P6	Drawing number updated	SG	02.04.26
P5	Drawing revised in line with Yorkshire Water comments	SG	16.03.26
P4	Road 06 amended. Vertical curve revised.	SG	06.02.26
P3	Roads 2 and 3 amended.	SG	27.01.26
P2	Drawing updated to suit revised site layout plan	SG	04.11.25
P1	First Issue	SG	29.09.25

rev	description	drawn	date
01	Preliminary		



client: Land off Roslyn Avenue, Netherton, Huddersfield

Drawing Number:	Drawn by:	Checked by:
EE100008-216	SG	SG

Project ref: EE100008 scale: 1:500H 1:100V date: 29.09.2025 original paper size: A0

Copyright © Elston Engineering Ltd. All rights reserved. Copying of these plans in full or in part is not permitted unless the written consent of Elston Engineering Ltd is obtained.