






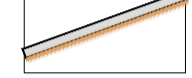

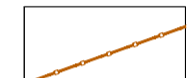




KEY

-  Vehicular asphalt surface
-  Pedestrian asphalt surface
-  Concrete apron/hardstanding
-  Concrete kerb - 125mm height half-batter
-  Flush/drop kerb
-  Flush concrete edging - 50mm width
-  Armco barrier - 610mm height
-  Retaining wall - to be faced with timber crib/trellis
-  Low brick wall - 900mm height
-  Timber acoustic fence - 2000mm height
-  Stainless steel bollards - 1200mm height
-  Proposed finished levels

Rev D: Retaining wall faced with timber TR 16/06/2025
 Rev C: Updated inline with Architects new Layout CC 07/05/2025
 Rev B: Updated inline with Architects new Layout CC 02/05/2025
 Rev A: Notes updated, acoustic fencing added, retaining wall and jet wash omitted TR 14/06/2024

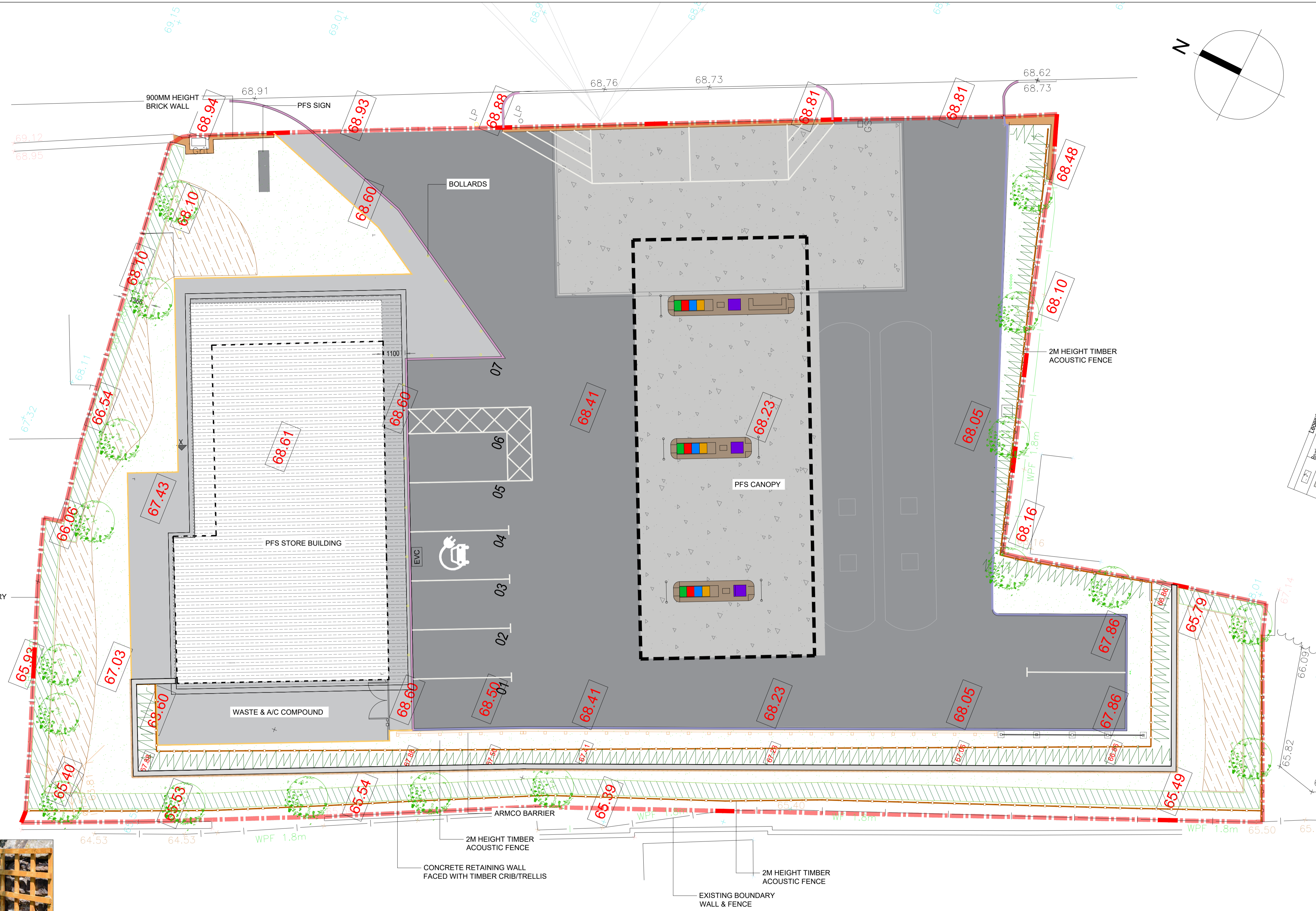


DEP LANDSCAPE ARCHITECTURE LTD
 2 COMMERCIAL STREET
 MANCHESTER, M15 4RQ
 T: 0161 2419878
 E: info@dep.co.uk
 W: www.dep.co.uk

Client
Walker Design
 Project
Heckmondwike Road, Dewsbury
 Description
Hard Landscape Plan

Status
For Planning
 Scale
1:100@A1
 Drawn
TR
 Job number Drawing number Date Revision
5462 01 April 24 D

Copyright DEP Landscape Architecture Ltd
 All levels and dimensions to be checked on site by contractor prior to commencement; Any variations to be reported to the client. This drawing is to be read in conjunction with all others relating to the project and all information derived accordingly; any anomalies to be reported to the client. Do not scale from this drawing. Use figured dimensions only. Work shown on this drawings to be carried out in accordance with current British Standards and Codes of Practice.
 © Copyright to DEP Landscape Architecture Limited. The information shown on this drawing shall not be reproduced or copied in any form without prior written consent from DEP Landscape Architecture Limited.



TIMBER 'CRIB'/TRELLIS FASCIA TO RETAINING WALL



ASPHALT SURFACING WITH PARKING BAY DEMARCATION



CONCRETE APRON/HARDSTANDING



HALF-BATTER CONCRETE KERB



FLUSH CONCRETE EDGING



ARMCO BARRIER



LOW BRICK WALL



TIMBER ACOUSTIC FENCE



STAINLESS STEEL BOLLARD