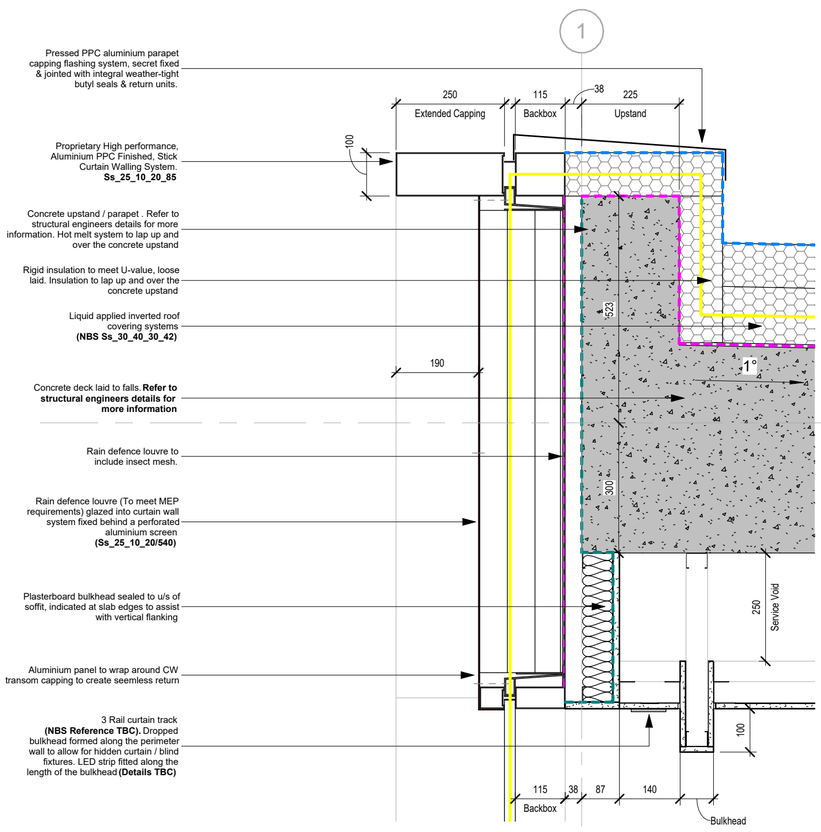

A External Wall Typical Section Detail A
1 : 10

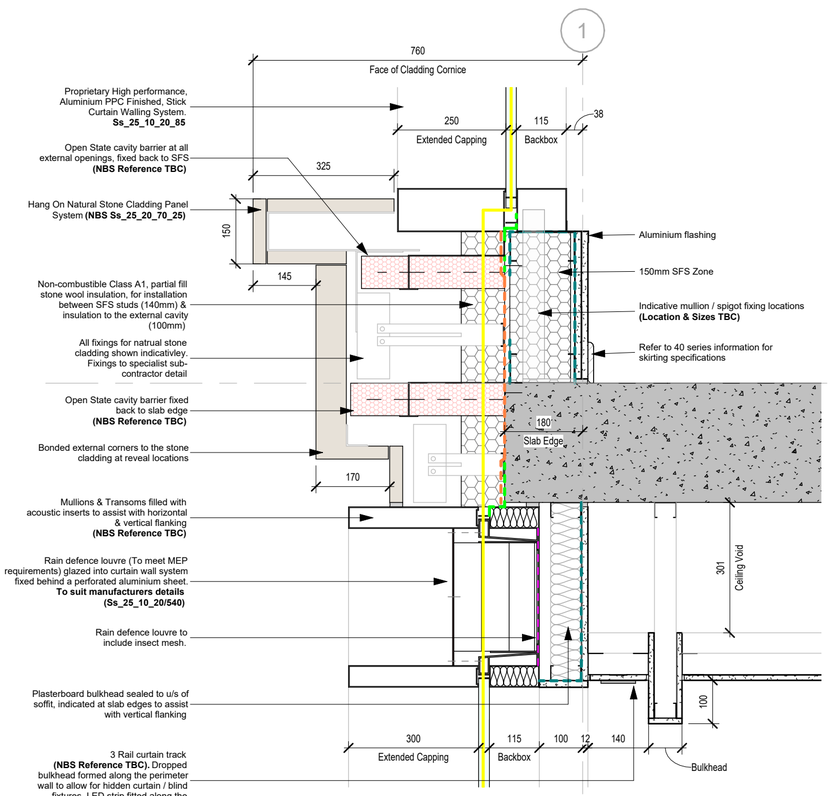

B External Wall Typical Section Detail B
1 : 10

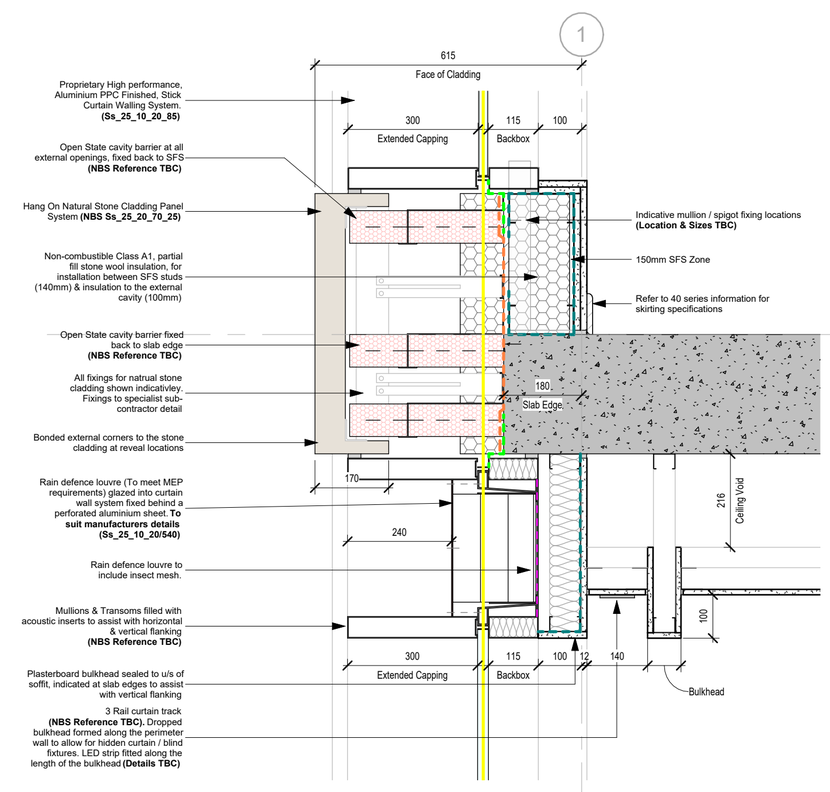

C External Wall Typical Section Detail C
1 : 10

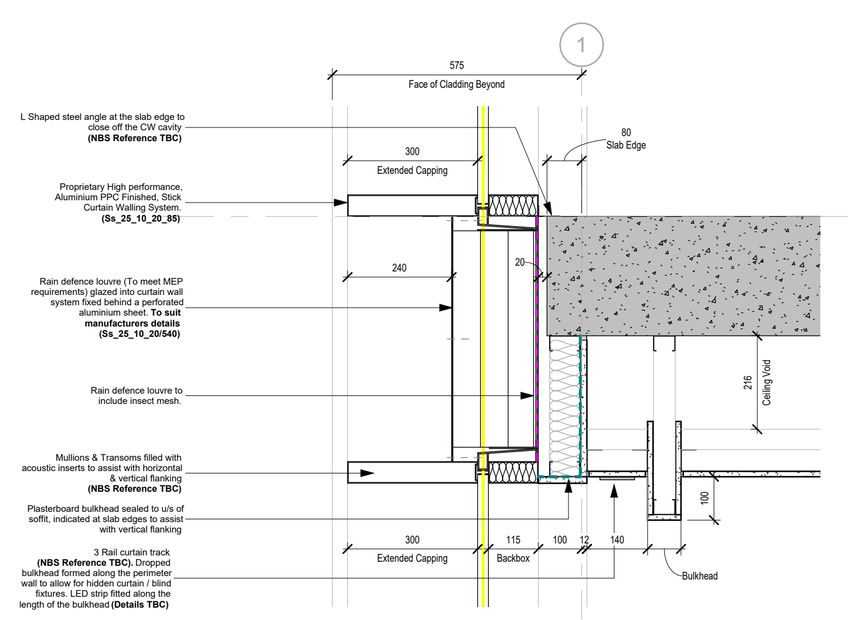

D External Wall Typical Section Detail D
1 : 10

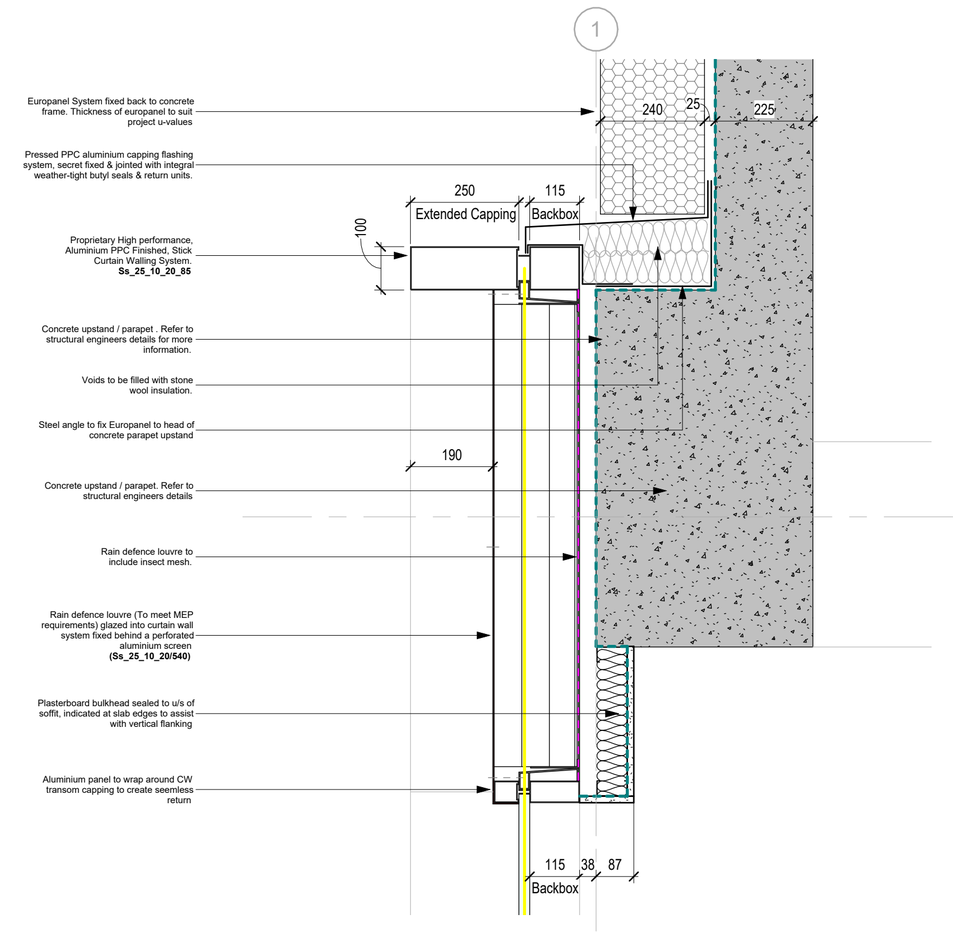

E External Wall Typical Section Detail E
1 : 10

U-Value & Air Tightness Targets

Target U-Values (Subject to MEP Engineer thermal model verification)

External Walls - 0.2 W/m²K

Floors - 0.16 W/m²K

Roofs - 0.13 W/m²K

Windows & Roof Windows - 1.6 W/m²K

Rooflights - 2.2 W/m²K

External Doors - 1.6 W/m²K

G-Value for Glazing - MEP Engineer to confirm

Air-permeability

Proposed Air-Tight Line

The minimum air-tightness is 8 m³/(h.m²) at 50 Pa

Detail Line Types

External Wall

- Breather Membrane
- Wall VCL
- EPDM
- Self Adhesive Membrane
- Vertical DPC

Roof

- Existing Roof Material
- Roof Membrane
- Hot Melt System

Rev	Description	Date	Dr by	App by
P1	Issued to LPA.	25.06.2025	MCS	GS

original by	date created	approved by
DR	05/21/25	MS

AHR Architects Ltd
No.1 Aire Street
Leeds
LS1 4PR
United Kingdom

T +44(0)113 3858787
E leeds@ahr.co.uk
www.ahr.co.uk

client name: GMI Construction Group

project: George Hotel Refurbishment

drawing: External Wall Typical Section Details - Sheet 1

computer file: \\10.32.1.11\DEM_Profiles_Folder_redirection\matt.stephenson\Documents\Revit Files\Local Files\Revit 2024\L054-AHR-ZZ-ZZ-ZZ-M-A-00001 - Architecture_matt.stephenson7MKLQ.rvt

plot date:

project number	scale	
2024.00373.000	As indicated@A1	
drawing number	rev	issue status
L054-AHR-21-ZZ-ZZ-D-A-21201	P1	S0

This drawing is to be read in conjunction with all related drawings. All dimensions must be checked and verified on site before commencing any work or producing shop drawings. The originator should be notified immediately of any discrepancy.
This drawing is copyright and remains the property of AHR.