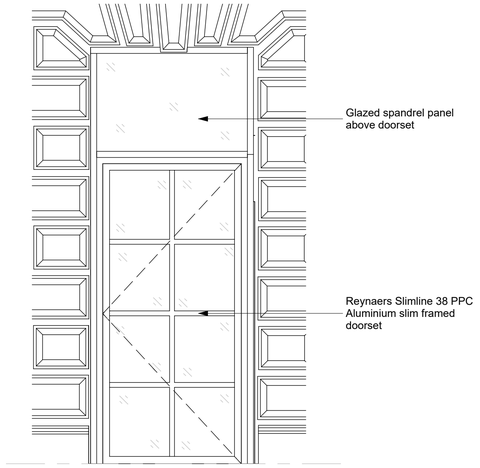

Existing door to be replaced with fully glazed PPC slim framed aluminium doorset - Raynaers SlimLine 38 or similar

1 External Door - Bar
1 : 25

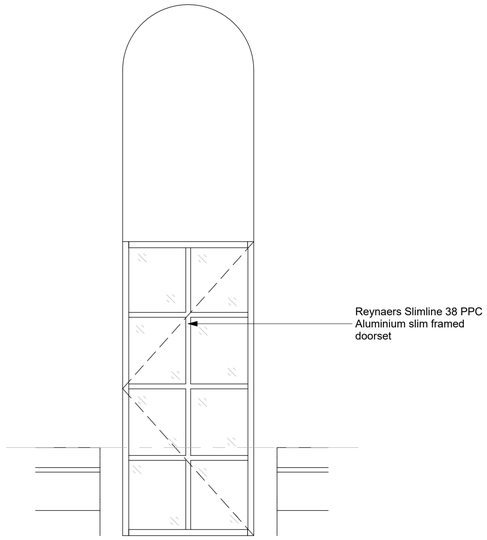

Existing door to be replaced with fully glazed PPC slim framed aluminium doorset - Raynaers SlimLine 38 or similar

3 External Door - John William Street
1 : 25



Example image illustrating AHR design intent - Raynaers SlimLine 38

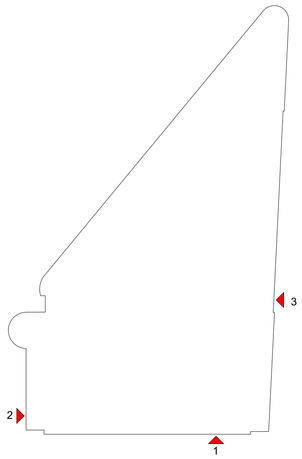

External Door Location Plan

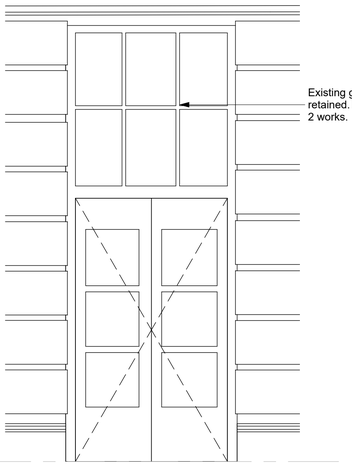

Existing door to be replaced with retained 6 panel hardwood external door from former bar.

2 External Door - Conference Room - Option 1
1 : 25

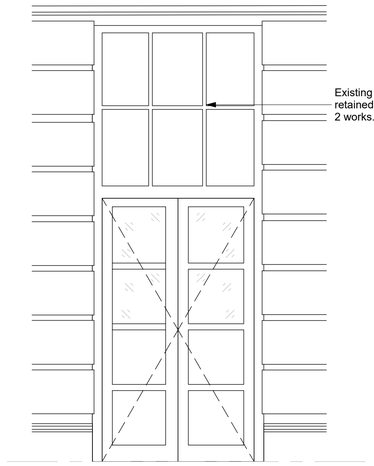

Existing door to be replaced with Hardwood 8 panel double doorset with upper 4 panels fully glazed

4 External Door - Conference Room - Option 2
1 : 25



Image of existing 6 panel door to be retained

External Door Schedule Copy 1

Level	Mark	Door Type	Phase Created	Door Handing	Minimum Effective Clear Width	Structural Opening		Fire Rating	Description	Comments
						Width	Height			
Level 00	ED-00-028-01	ED03	New Construction	LH	800mm	1255 mm	2512.84 mm		External Glazed Single Door in Curtain Walling	External door within CW18-042
Level 00	ED-00-031-01	ED02	New Construction	Single	800mm	1574.89 mm	2512.84 mm		External Glazed Double Door in Curtain Walling	External door within CW17-041
Level 00	ED-00-033-01	ED08	New Construction	Single		1400 mm	3560 mm		External Hardwood 8 Panel Door (Top 4 Panels Glazed)	Existing door to be replaced with new external hardwood 8 panel door with the top 4 panels being glazed.
Level 00	ED-00-035-01	ED03	New Construction	LH	800mm	995 mm	2325 mm		External Glazed Single Door in Curtain Walling	External door within CW19-043
Level 00: 4										
Level MZ	ED-MZ-004-01	ED02	New Construction	Single	800mm	1812.5 mm	2510 mm		External Glazed Double Door in Curtain Walling	External door within CW15-034
Level MZ	ED-MZ-006-01	ED01	New Construction	RHL	1100mm	1425 mm	2497.5 mm		External Glazed Leaf & Half Door in Curtain Walling	External door within CW01-018
Level MZ	ED-MZ-018-01	ED02	New Construction	Single	1100mm	1925 mm	2497.5 mm		External Glazed Double Door in Curtain Walling	External door within CW04-010
Level MZ: 3										
Level RF	ED-RF-001-01	ED04	New Construction	LH	800mm	1010 mm	2110 mm		External Single Door	
Level RF	ED-RF-002-01	ED07	New Construction	Single	800mm	1810 mm	2400 mm		External Louvred Double Door	
Level RF	ED-RF-003-01	ED06	New Construction	LH	800mm	1200 mm	2400 mm		External Louvred Single Door in Louvred Plant Screen	
Level RF: 3										
Refuse Level	ED-00-017-01	ED05	New Construction	Single	800mm	1925 mm	2400 mm		External Louvred Double Door in Curtain Walling	External door within CW14-003
Refuse Level	ED-00-017-02	ED04	New Construction	Single	800mm	1010 mm	2110 mm	E30Sa	External Single Door	
Refuse Level: 2										

Rev	Description	Date	Dr by	App by
P1	Issued for Planning	22.04.2025	DR	MS

original by: DR
date created: 02/01/2025
approved by: MS

AHR Architects Ltd
No.1 Aire Street
Leeds
LS1 4PR
United Kingdom

T +44(0)113 3858787
E leeds@ahr.co.uk
www.ahr.co.uk

client name: GMI Construction Group

project: George Hotel Refurbishment

drawing: External Door Types (Planning)

computer file: I:\0.3D.1.11\DEM_Profiles_Folder_redirection\matt.stephenson\Documents\Revit Files\Local Files\Revit 2024\L054-AHR-ZZ-ZZ-ZZ-M-A-00001 - Architecture_matt.stephenson7NAQ.rvt

plot date:

project number: 2024.00373.000

scale: As indicated@A1

drawing number: L054-AHR-ZZ-ZZ-ZZ-D-A-31701

rev: P1

issue status: S2

This drawing is to be read in conjunction with all related drawings. All dimensions must be checked and verified on site before commencing any work or producing shop drawings. The originator should be notified immediately of any discrepancy.
This drawing is copyright and remains the property of AHR.