

The George Hotel
Radisson RED

Interior Design Report - Concept

L054-AHR-ZZ-01-ZZ-T-I-08901

2024.00373.001

Rev: P04

Status: S2

Contents

1.0 Introduction 03

2.0 Locale - Huddersfield 06

3.0 The George Hotel - Existing Building 11

4.0 Radisson RED - Brand 20

5.0 Radisson RED Liverpool - Case Study 21

6.0 Kit of Parts for The George Hotel 30

7.0 Block A - Key Spaces 44

8.0 New Build Areas - Key Spaces 58

Version	Issue Status	Version date	Dr By	App By	Comment
P01	S2	04 March 2025	JF	SL	First issue for review
P02	S2	11 March 2025	JF	SL	Update to review bar location, and new build key areas
P03	S2	01 April 2025	JF	SL	Update to new build areas, and review of historic areas
P04	S2	16th April 2025	JF	SL	Planning Submission

Radisson RED @ The George Hotel

Introduction

The George Hotel, St George's Square, Huddersfield, started life in the 1850s, purpose built as a hotel, following the commercial boom in 19th Century Huddersfield, as a result of The Industrial Revolution, and opening of Huddersfield Railway Station. Assumed built to serve visitors and/or business people etc. arriving in Huddersfield via the new railway line, the hotel also underwent an extension and significant refurbishment in the 1930s, and since. The hotel is the Birthplace of Rugby League, forming when northern teams formerly split from Rugby Union, following various disputes over the professionalisation / fair compensation for players.

Radisson RED - *a playful twist on the conventional. From amazing everyday essentials to Instagrammable statements, RED delivers a stand-out experience. Welcoming and fashionable hotels in the beating heart of buzzing destinations.*











Interior Design

Locale - Huddersfield

Analysis of the local area

Huddersfield - The town that bought itself

Place

A town in West Yorkshire, Huddersfield can be seen listed in the 1086 Domesday Book as Oderesfelt, the earliest surviving record of the town's name.

It appears as Hudresfeld in a Yorkshire charter from 1121 to 1127, and as Huderesfeld in subsidy rolls, in 1297 [2].

Castle Hill in Huddersfield was the site of an Iron Age Hill Fort. Then came the Romans, the Anglo-Saxons and the Normans.

In 1599, the Ramsden Family acquired the manor, and held onto "The Ramsden Estate" (i.e. the bulk of the town) until 1920. During that time, they commissioned or were involved in many buildings in the town, including the George Hotel. The land was then sold to Huddersfield Council. For a while, Huddersfield became known as "the town that bought itself". Today much of the town centre freehold belongs to Kirklees Council [1].

Industry

Huddersfield is situated at the convergence of the rivers Colne and Holme. Inhabitants of the area discovered that the water – which flows from the Millstone Grit Pennine hills – gave excellent results for the washing of raw wool [3]. Due to the poverty of the hilly land, local people found it difficult to produce sufficient food to support the growing population, but was excellent for sheep. This, combined with the local water, made it perfect location since early days for the conversion of wool to cloth supplemented peoples incomes [4], and woollen textiles were the main industry in this area.

Whilst textile manufacture does still exist around Huddersfield, over the 20th Century the predominant industries changed to manufacturing and technology.

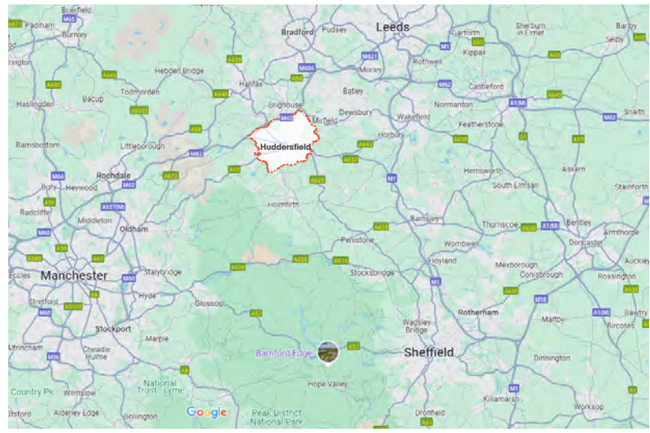

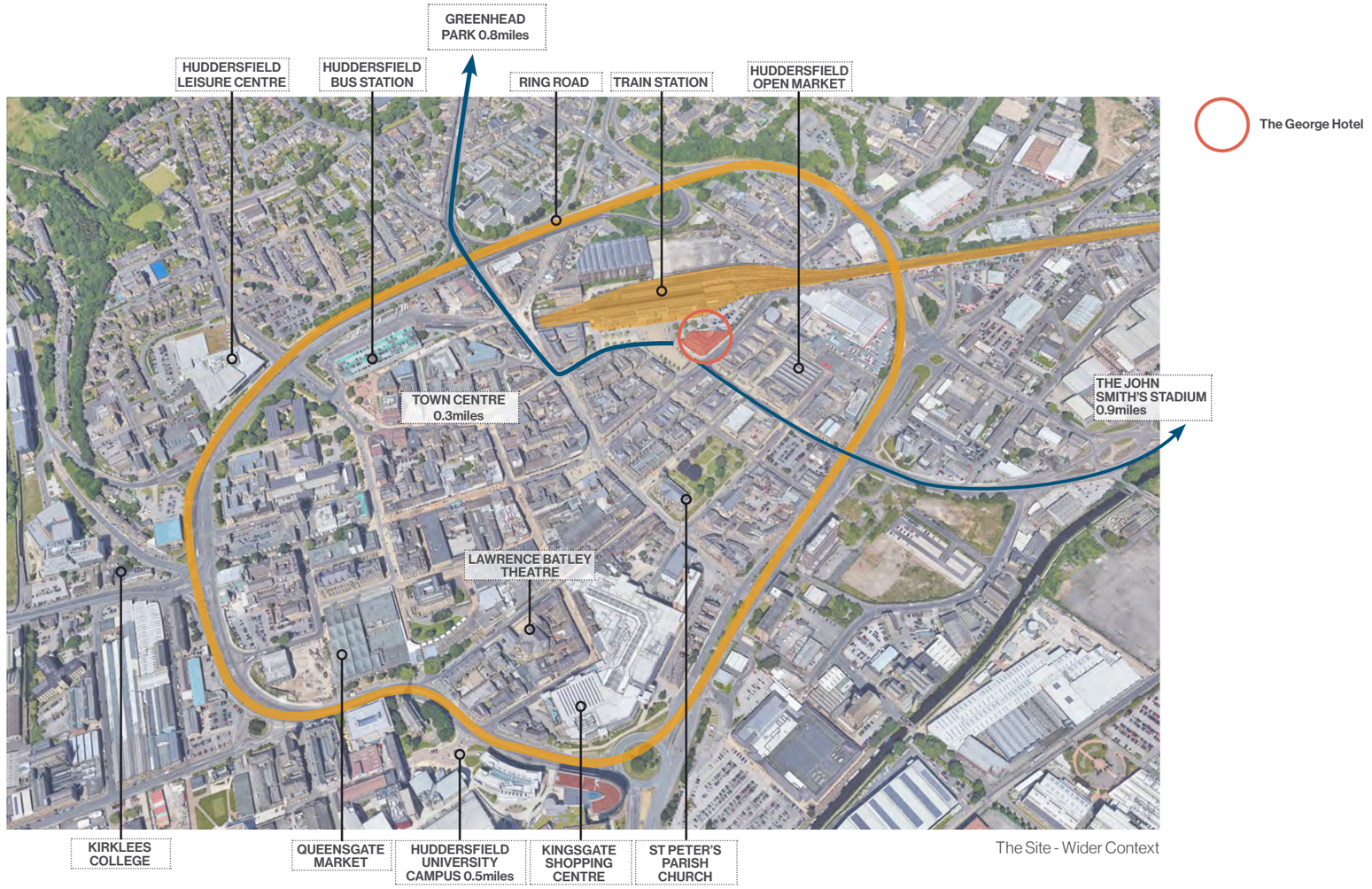

The Site - Wider Context

[1] https://www.yorkshirepost.co.uk/news/people/how-huddersfield-became-known-as-the-town-that-bought-itself-2896500
[2] https://en.wikipedia.org/wiki/Huddersfield
[3] https://www.cj-antich.com/history
[4] https://www.huddersfieldhistory.org.uk/huddersfields-history/

Local Landscapes

The landscapes surrounding Huddersfield are beautiful, with close proximity to The Peak District and not far from The Yorkshire Dales.

Pule Hill - Pule Edge Quarries were active into the 20th century, producing large quantities of building stones and flag stones (Sandstone). The hill was a historic Trans-Pennine crossing. Pack horse trails, turnpikes, canals and railways have all taken a route around or through the hill.

The Stanza Stones - a series of stones across the Pennines carved with the poems of Simon Armitage: *"For many thousands of years people have been coming to moors around West Yorkshire to offer their prayers and express their desires in the form of carved stones. The Stanza Stones poems...consist of six carved poems sited across the South Pennine Watershed, all celebrating... the element which gave shape and form to this region, water. The water that sculpted the valleys, the water that powered the industries, the water we take for granted but which is our most precious life-giving substance. The Snow Stone, the first to be carved, is situated in an old quarry on Pule Hill above the village of Marsden where I was born and grew up."* [1]

Holme Moss Summit - iconic ascent in the British hill-climbing (cycling) tradition, has hosted significant racing events such as the Tour of Britain; right on the border between Yorkshire and Derbyshire

Folly Dolly Falls - The origin of the name is debated; historians suggest that the name stems from a nickname, likely given to a clothier or 'dolly' who built their home in the remote setting, making it somewhat of a 'folly'. Local folklore suggests it was named after someone who used to live nearby.

[1] https://www.kirklees.gov.uk/beta/food-exercise-and-sport/search-for-walking-and-cycling-routes/maps/stanzaStonesTrailGuide.pdf

Pule Hill, Marsden Moor



Pule Edge Quarry, on OS map 1892

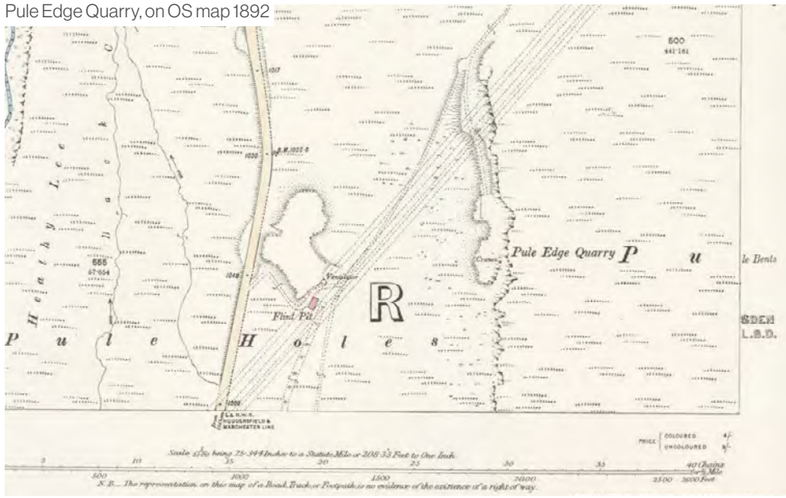

Holme Moss Summit, Peak District



The Stanza Stones





Castle Hill over Huddersfield



Folly Dolly Falls, Meltham



Local Landmarks

Castle Hill
- A designated ancient monument.
- Human activity on the hill goes back over 4000 years, to an Iron Age Hill Fort.
- In the Middle Ages there was a castle on the hill.
- Victoria Tower atop Castle Hill was completed in 1899 to celebrate the 60th anniversary of Queen Victoria's reign.

Huddersfield Lions
- There are apparently 200 Lions (carvings) around Huddersfield
- This is assumed because majority of buildings were commissioned by Ramsden family, who put lions – a symbol of strength and empire – on their buildings
- The best-known lion in town is the fibreglass lion atop the Lion Buildings (adjacent to The George Hotel) and this lion will be visible from the guest rooms.

Britannia
- A finial statue on the Britannia Buildings, situated opposite The George Hotel.
- Representing an idealised version of Britain, Britannia statues often appear in Neoclassical revival architecture, inspired by Greco-Roman personifications of nations.
- "Britannia" has a long history, but around the time of installation, "she" was often used to represent Britain's naval power, dominance and sovereignty during the height of the British Empire.

Harold Wilson Statue
- Located on St Georges Square
- Prime Minister 1964 to 1970 and again from 1974 to 1976.
- Whilst not without issues, *his government oversaw significant societal changes,* [including] *abolishing both capital punishment and theatre censorship, relaxing divorce laws, outlawing racial discrimination.* [1]

Beaumont Park
- Huddersfield's first public park has views over the Holme Valley.
- It has ornate features, cascades, grottos, steep cliffs and picturesque woodland walks.

Yorkshire Sculpture Park
- Largest sculpture park of its kind in Europe, the leading international centre for modern and contemporary sculpture
- Featuring works by Barbara Hepworth, Henry Moore, Roger Hiorns, Damien Hirst, Studio Morison, and Hemali Bhuta

[1] https://en.wikipedia.org/wiki/Harold_Wilson

Victoria Tower, Castle Hill



Artistic impression of the Iron Age Hill Fort at Castle Hill



The Lion Buildings lion



Britannia Finial Statue atop the Britannia Buildings



Harold Wilson statue



The Lion Buildings lion, visible from The George Hotel



Beaumont Park



Yorkshire Sculpture Park



All products, colours and finishes are indicative only

St George's Square - Local Architecture

Home to a number of grand Victorian buildings, including The George Hotel and Huddersfield Train Station

Most are Neoclassical style, with the Ramsden State Buildings in High Victorian Gothic style.

Huddersfield Railway Station

Grade I Listed. Once described as 'a stately home with trains in it'. Built at the joint expense of Huddersfield and Manchester Railway and Canal Company and the Manchester and Leeds Railway. Sandstone with pitched tile roof ; Neoclassical style with free-standing pedimented portico.

Britannia Buildings

Grade II* Listed; Former warehouse, showroom and offices, for woollen manufacturer George Crosland, then Huddersfield Building Society in 1920s and now in residential and commercial use. *Architectural interest - a striking example of neoclassical architecture in the grand palazzo style... high quality sculptural work and decorative detailing; the addition of 1920s shopfronts with an eclectic mix of classical and Egyptian motifs... Historic interest - Britannia Buildings illustrates the wealth and power of Huddersfield in the later C19; One of Huddersfield's mid-C19 purpose-built commercial premises, part of the Ramsden Estate's planned New Town development*; [2]

Lion buildings

Grade II* Listed; Ashlar Sandstone facade and slate roof, three storeys high. Rounded ends, and Tuscan style columns and pilasters. Once used as Servants Registry Office, [although] *... the women and girls of Huddersfield were more likely to take employment in textile manufacture than become live-in servants.*[1]

Ramsden Estate Buildings

Grade II* Listed. *Architectural interest - an imposing building prominently situated on a key site with high-quality design, massing and materials; striking Gothic exterior with strong architectural flair and craftsmanship, embellished with stone carving; Historic interest - part of the large-scale and extensive Huddersfield New Town by the Ramsden family. Extensive use of external heraldry and the lavish decorative estate office scheme.* [3]

Huddersfield Railway Station



Britannia Buildings



Lion Buildings



Ramsden Estate Offices



Ramsden Estate Offices



[1] https://oursquare.huddersfieldhistory.org.uk/2021/11/19/the-lions-servants/
[2] https://historicengland.org.uk/listing/the-list/list-entry/1232119
[3] https://historicengland.org.uk/listing/the-list/list-entry/1224850

All products, colours and finishes are indicative only

Local Industry - Woollen Textiles

Huddersfield is situated at the convergence of the rivers Colne and Holme. The hilly land, whilst not great for crops, was excellent for sheep and locals discovered that the water of the area gave excellent results for the washing of raw wool.

The industry was traditionally cottage based, both spinning and weaving. Many workers operated from smallholdings, supplementing their income with the manufacturing of wool textiles.

The Industrial Revolution of the 19th Century brought with it great change, and the wool textile industry became mill based.

Virtually all the valleys' inhabitants had to go into the mills, undertaking the processes of scouring, carding, spinning, weaving, dyeing and finishing as many of the mills carried out all processes.

Manufacture of these fine fabrics demanded a high level of expertise and Huddersfield quickly became synonymous with fine woollen and later, fine worsted cloth manufacture.

The name 'Made in Huddersfield, England' became a highly revered global brand, which appeared on the selvedges of many fabrics worldwide. [1]

Social Value

Current local textile employers include: Huddersfield Fine Worsteds, Taylor & Lodge, C & J Antich. Could they supply fabric for soft furnishings,, wall panelling etc for The George Hotel?

























[1] https://www.cj-antich.com/history

All products, colours and finishes are indicative only











David Brown Santasalso



Brook Motors Ltd





Cummins Turbo Technologies

Local Industry - Manufacturing & Technology

Today, Huddersfield is a manufacturing town, despite the university being the largest employer. This area of business, alongside chemical and engineering industries that emerged to support textile manufacturing, was the basis of the town's nineteenth and early twentieth century prosperity.

The town is home to textile, chemical and engineering companies, including Brook Motors Ltd founded by Ernest Brook in 1904.

Other local manufacturers are Cummins Turbo Technologies, Holmes and Croset (turbochargers), David Brown Gear systems (industrial gearing), Huddersfield Fine Worsteds (textiles), Taylor & Lodge (textiles), C & J Antich (textiles), Syngenta AG (agro-chemicals), Pennine Radio Limited (electronics transformers and sheet metalworking) and a large number of niche manufacturers, such as Dual Seal Glass (maker of spandrel glass panels) and JT Ellis & Co (kitchen and bathroom furniture) [1].

Social Value

Local manufacturing - JT Ellis & Co produce products for the hotel sector, could they supply bathroom, kitchen, bedroom products for The George Hotel?

[1] https://en.wikipedia.org/wiki/Huddersfield







Pennine Radio Limited

All products, colours and finishes are indicative onl

The George Hotel - Birthplace of Rugby League

Rugby League originated in 1895 in Huddersfield, Yorkshire, England, as the result of a split from the Rugby Football Union (RFU) over the issue of payments to players [1].

In The North, Rugby was largely a working class game, whilst the south eastern clubs were largely upper/ middle class.

Predominantly working class teams found it harder to maximise their potential, as time to play and train was limited by the need to earn a wage [2].

Also, if players were injured, they had to pay their own medical bills and possibly take time off work, which for someone earning a weekly wage could easily lead to financial hardship [2].

The schism between north and south teams widened, as the RFU laid "charges of professionalism" against teams in Bradford and Leeds for compensating players who missed work *[citation needed]*. Yorkshire clubs complained in 1893 that southern teams were over-represented at RFU committee meetings, arguing that this skewed decisions on things like "broken-time payments" [2]. There were punishments for teams who compensated players.

On 29 August 1895, representatives of twenty-two clubs met in the George Hotel - twenty clubs agreed to resign from the Rugby Union and formed the Northern Rugby Football Union, AKA the Northern Union (NU). This was effectively the birth of Rugby League (name adopted in 1922) [2].

The rules of the game governed by the new Northern Rugby Football Union progressively changed from those of the RFU with the specific aim of producing a faster and more entertaining game to appeal to paying spectators, on whose income the new organisation and its members depended [1].

1.



2.



3.



4.



5.



7.



6.







1. Wakefield Trinity Cap awarded to Joe Longbottom, 1879-80 season
2. William Gilbert rugby football, c. 1851
3. Boots worn by Don Fox in the Challenge Cup 'water splash' final in 1968
4. Bust of Dougie Clark, Rugby League player for Huddersfield
5. Huddersfield Rugby Team, 1980, one of the founding teams of The Northern Union (Rugby League)
6. Finalists of the first Challenge Cup, 1897
7. Current logo of Huddersfield Giants

[1] https://www.britannica.com/sports/rugby
[2] https://en.wikipedia.org/wiki/History_of_rugby_league

All products, colours and finishes are indicative only

The George Hotel

Existing Building

The George Hotel designed by William Wallen was built by Wallen and Charles Child in 1850. The hotel's Italianate façade became Huddersfield's adopted architectural style as the town developed over following decade [1]. The hotel was the site of the birthplace of Rugby league in August 1895.

The George Hotel is a Grade II* listed building and is located at St. George's Square, Huddersfield HD1 1JA.

The site occupies a prominent position right in front of the Huddersfield Train Station and it looks onto one of few open squares in town, St George's Square. The site also lies within the Huddersfield Blueprint Development Area, a ten-year vision to create a thriving town centre.

Block A (Original Victorian building)

There are a number of internal finishes and fixtures that are of historical significance which must be retained in situ and preserved, if they are not to be exposed and fully refurbished for re-use. There are a variety of finishes and fixtures which are later additions, and can be removed.

Recommendations for the Design

- Maintain and refurbish historic skirtings, dado rails, cornices, window surrounds and shutters, door surrounds, fireplace, etc.
- Decorative column surrounds in Ground Floor Foyer could be replaced as they are later additions
- Refurbish glass display cabinet, glass doors, fireplace and Tudor Bar stained glass windows from Ground Floor for re-use
- Depending on the heating strategy, modern radiators could be replaced with historic-style column radiators; existing column radiators should at least be retained and decorated, even if not used for heating.
- Historic staircase ironwork balustrade and timber handrails are to be repaired/ refurbished or reinstated where missing
- Ceilings Generally - Review required to ensure acoustic and fire safety is maintained between levels. Ground Floor Foyer should protect and retain original Victorian ceiling, but the 1930s ceiling could be removed and a new ceiling underslung below the Original ceiling.





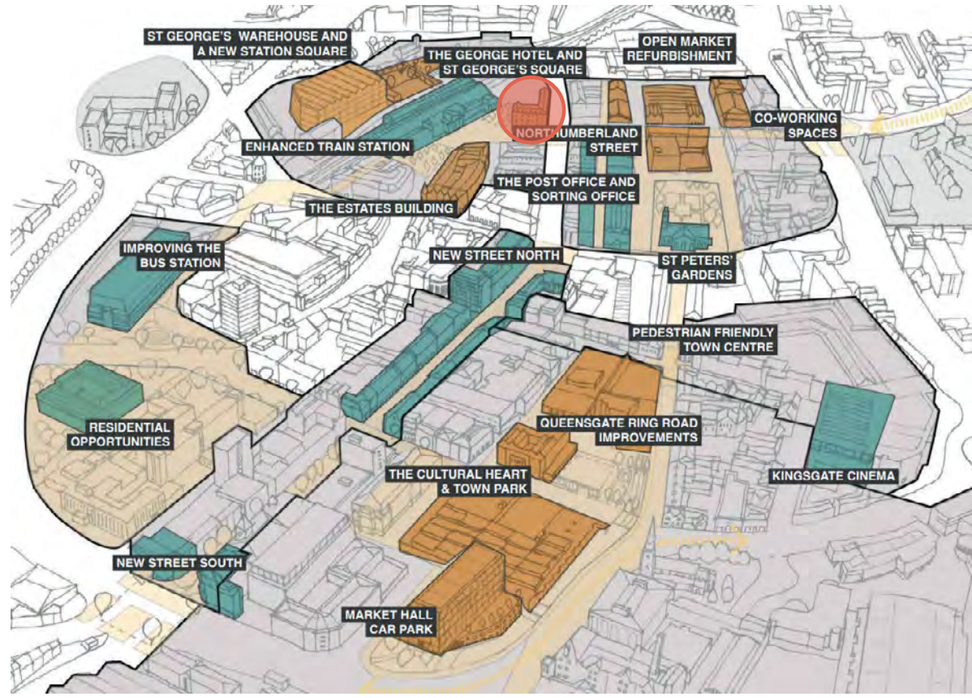

Site boundary for The George Hotel

Site visit to review the existing building

[1] https://en.wikipedia.org/wiki/Huddersfield

3.1 Interior Design Report - Concept

Ground Floor Reception (1850s Building - Block A)

- Mixture of finishes from different time periods, including the original Victorian and later additions
- Original Victorian ceilings and cornices remain, sat behind 1930s ceilings at lower level
- Decorative columns in Reception are modern with mock historic effect decorative finishes (Art Deco style skirtings, Neoclassical Capitals), mixture of shapes and sizes
- Skirtings are varied, but typically are later additions in Art Deco style
- Unusual oval shape mirror on lift side wall believed to be later addition and can be removed
- Original solid panel window shutters remain, should be refurbished
- Partial height stained glass partition, a later addition
- Historic glass doors from old hotel lounge have survived and should be refurbished and re-used
- An historic glass display cabinet remains and is to be refurbished remain in situ
- An historic carved wooden mantelpiece and fireplace remain, and is to be refurbished
- There are a mixture of floor tiles all believed to be a later addition
- Some historic column radiators remain and could be refurbished for use, or remain in situ and redecorate

**Items and areas of historic significance*









Ground Floor Foyer - Historic Lounge doors*



Ground Floor Foyer - Fireplace*



Ground Floor Foyer - Historic Display Cabinet*



Ground Floor Bar (1850s Building - Block A)

- Stained glass windows from the old “Tudor Bar” have survived and are to be preserved
- Stone Fireplace is out of place compared to rest of the building
- Some historic skirting, dado, panelled doors & architraves and cornice (date TBC) remain
- Mock tudor ceiling sits behind where a lower ceiling used to be installed
- Some modern radiators sit behind boxing out / panelling

Historic “Tudor Bar” stained glass windows*







*Items and areas of historic significance

3.3 Interior Design Report - Concept

Ground Floor Conference Room (1850s Building - Block A)

- Original solid panel window shutters remain internally
- Original skirtings and dado rails remain
- Original cornices and ceiling rose and ceilings remain
- Historic floor boards remain an
- Panelled doors survive
- Old bar to be removed







**Items and areas of historic significance*

3.4 Interior Design Report - Concept

First Floor Signing Room (1850s Building - Block A)

- This room is understood to be of the most historical significance
- Original features to be retained and refurbished to be on display in the final design - skirting, dado, door surrounds, window surrounds, cornices and ceiling roses, original ceiling
- The radiators are a modern addition and can be removed - consider replacing with modern radiators
- Floorboards should be preserved and repaired.
- Historic fireplace remains behind modern blockwork wall - this could be exposed and restored if budget allows





Historic fireplace remains



Dado rails



Skirting boards



Door surrounds



**Items and areas of historic significance*

Upper Floors Corridors (1850s Building - Block A)

- These vary in proportion and design but many original features survive and are to be repaired where feasible. Skirting, door surrounds, dado, cornices, ceilings, panelling, arches with decorative corbels
- Due to varying nature of these spaces, a bespoke design approach will be needed for each
- Some are in severe disrepair and will require significant works
- Dado rails in some areas are believed to be a later 1930s addition
- The floorboards should be repaired
- Some historic column radiators remain and could be decorated and made a feature

First Floor Corridor*



Second Floor corridor*



Third Floor corridor*



Fourth Floor Corridor*



*Items and areas of historic significance

Historic Staircase

- Runs up through the building from Ground to Fourth Floor
- Historic ironwork balustrade and timber handrails remain but in poor state or repair
- From Ground to Second floor, the staircase is stone, then Third to Fourth floor it is timber
- The stair is currently structurally unsafe
- Historic stringers and dado rails remain
- Original hand block-printed wall design has survived in some places

Historic Staircase*





Historic Wallpaper





*Items and areas of historic significance

Bedrooms (1850s Building - Block A)

- The condition of these vary, but generally historic skirtings, door surrounds, window surrounds, and cornices remain
- The majority of walls and ceilings have been re-plastered / re-boarded over time, there is little original plaster remaining, if at all
- The floorboards should be repaired where required.









**Items and areas of historic significance, to be refurbished*

Historic Finishes

Block Printed Wall Patterns

Some of the original block printed wall patterns have survived, mostly in the staircase.

Originated in East Asia and China, block printing came to Europe in later centuries as trade developed.

The design is carved onto blocks of wood, with the raised image being painted then pressed onto paper.

Each block has one colour of the design, so designs with more than one colour used multiple blocks.

All of one colour would be printed along the length of the paper, left to dry, before the next colour and so on.

This process was highly skilled and laborious and remained this way until the popularisation of machine-printed papers

Pattern 1 appears to be inspired by encaustic tile designs, very popular in the Victorian era, as part of various historic revivals in architecture at the time and, as technology advanced, the industrial revolution making intricate repeating patterns easier to produce.

The pattern could be inspired by Classical, Gothic or Baroque patterns. It would have been very bold - the tan colour would have been white, the maroon colour would have been vermilion or oxblood red, and the grey would have been black.

Pattern 1

Surviving section of historic wall pattern





Approximation of the original design



Block print making tools



Floral block print design



Encaustic or inlaid tile process













Radisson RED Brand

Brand Standards

The Radisson RED Brand Stardards are fully comprehensive covering the look & feel and specification for vast majority of items. We intend to follow this and adapt it to suit the historic nature of The George Hotel and local area



Brand DNA

Real Estate KPI's

NUMBER OF KEYS: 100-250
POSITIONING: Upscale / Upper Upscale
LOCATIONS: Central and gentrified new-build locations in vibrant, urban destinations
PRODUCT: Urban living
DESIGN STYLE: Boldly playful / confidently simple / naturally casual
GROSS INTERNAL AREA PER KEY: 35 sqm - 42 sqm

Standard Guestroom Layout

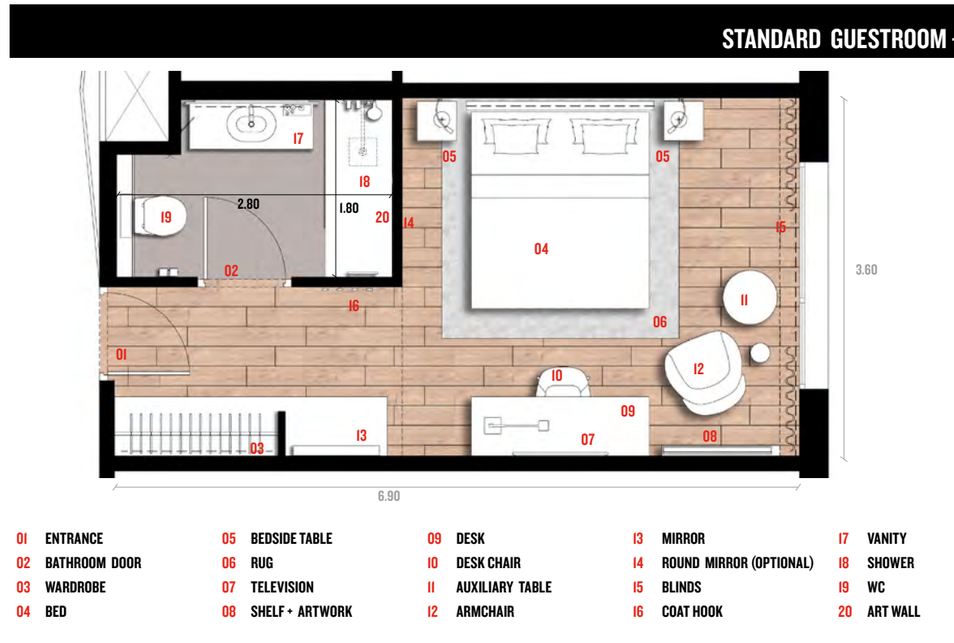

Guest Experience for Key Areas

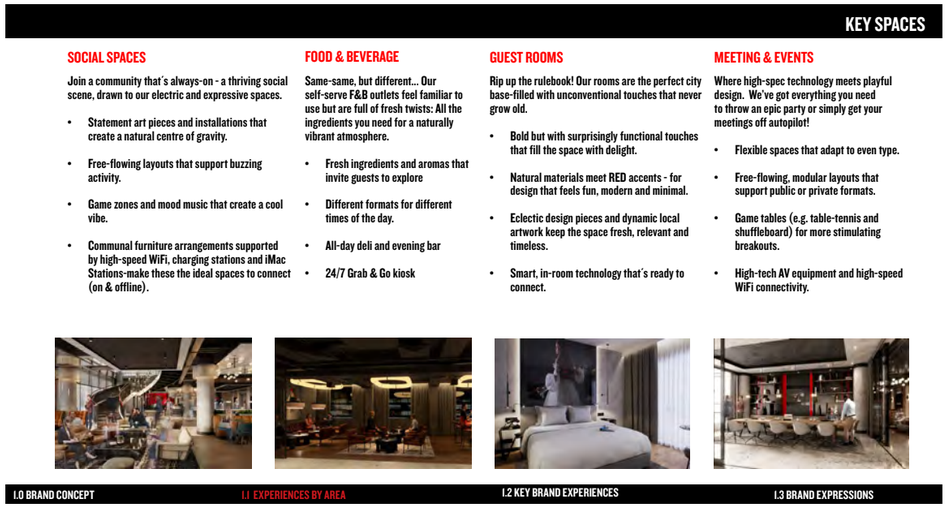

Tools For Design - Colours, Materials & Textures



Radisson Red Liverpool Visit

A successful application of the Red Brand to an historic building

Visit to Radisson Red Liverpool

Design

- Historic features restored
- New finishes and fixtures introduced in a sympathetic way
- The Red Brand is strong and memorable without being overpowering
- The generally neutral backdrop with occasional pops of bright red
- Exposed services
- Original ceilings and features on display.
- Bedrooms soft diffuse LED lighting or a warm and inviting feel
- Velour and leather effect upholstery
- There is a hint of industrial design theme with metal mesh ceiling, exposed brick in places, and metal frameworks, but not too grungy.

Operational Comments

- Peak times can be hard due to no ramp for luggage
- Deliveries are awkward – rat-run to get some items to their final destination
- No big luggage store – first impression gets spoiled
- Queueing system for check-in could be improved
- Route to the bar/ restaurant gets cramped at peak times because of the queues
- Bar looks nice but functionally not the best
- Restaurant has lots of fixed furniture in the centre – nice looking but not flexible
- The team would like to get dividing curtains to temporarily section off large spaces













5.1 Interior Design Report - Concept

Reception

- Historic features refurbished and restored
- Herringbone layout wood effect flooring
- Area rugs with distressed pattern
- Feature suspended light
- Joinery and Objet d'art
- Self Check-in and concierge desk in metal with riveted details and LED diffuse light
- Neutral base colour palette with occasional pops of red from artwork and sculpture
- Lightbulb "canopy" over lift doors
- Indoor planting























All products, colours and finishes are indicative only

5.2 Interior Design Report - Concept

Restaurant and Bar

- Historic features refurbished and restored
- Exposed services, painted out to match the ceiling
- Historic style wall panelling
- Modern and photographic artwork
- Herringbone layout wood effect flooring
- Variety of seating types
- Mixture of loose and fitted banquette seating
- Feature decorative lighting paired with functional track lighting
- Neutral backdrop colour palette, with dark muted colours (olive, navy, burgundy) in upholstery
- Semi-open kitchen
- Metal framework and feature light fitting above bar
- Marble (or effect) countertops
- Black powder coated metal

























5.3 Interior Design Report - Concept

Staircase

- Stone (sandstone?) staircase with wrought iron balustrade
- Historic balustrade refurbished, with modern secondary balustrade introduced for building regulations
- Broadloom carpet finish with chevron / mottled pattern
- Wrought iron girders with rivets painted black
- Artwork / photography inspired by Liverpool
- Historic or historic effect skirtings, wall panels
- New window film with pattern inspired by historic stained glass windows
- Wall mounted lighting in an art deco style
- Exposed services with metal mesh suspended ceiling panels below, allows historic ceiling details to be revealed























5.4 Interior Design Report - Concept

Typical Circulation Corridor

- Exposed services with metal mesh suspended ceiling panels below, allows historic ceiling details to be revealed
- Painted ceiling and wall down to top of door
- Archways and corbels painted in contrasting colour Dark and low lit aesthetic
- Monochrome colour palette with sign lettering in red
- “Plaster” effect contract grade vinyl wall covering
- Broadloom carpet finish with chevron / mottled pattern
- Feature wall graphics and artwork from Radisson Red catalogue















5.5 Interior Design Report - Concept

Typical Bedroom

- Oak effect LVT flooring
- Area rugs with distressed look
- Black powder coated metal finishes, lamps and switches
- Upholstered headboard
- Artwork above bed from Radisson Red catalogue, back lit with diffuse LED
- Artwork in frames
- Curtains and sheers, with coffer ceiling detail with LED diffuse light
- Black wood wall panels with shadow gap trims
- Black ceiling at lower level for service zone
- Open “wardrobe” for mini-fridge, clothes hanging, teapoint, ironing board, safe etc
- Ensuite with wall-hung WC, countertop washbasin, back lit oval mirror, glazed screen to shower tray, exposed shower faucet with overhead “rain” shower, and hand-held shower head












5.6 Interior Design Report - Concept

Typical Suite

- Oak effect LVT flooring
- Area rugs with distressed look
- Semi-separated living area
- Black powder coated metal finishes, lamps and switches
- Upholstered headboard
- Artwork above bed from Radisson Red catalogue, back lit with diffuse LED
- Artwork in frames
- Coffee pod machines instead of instant coffee sachets
- Curtains and sheers, with coffer ceiling detail with LED diffuse light
- Feature circular light fitting
- Black wood wall panels with shadow gap trims
- Black ceiling at lower level for service zone
- Open “wardrobe” for mini-fridge, clothes hanging, teapoint, ironing board, safe etc
- En-suite bathroom, with crittall style glazed screen, wall-hung WC, 2x countertop washbasin, 2x back lit oval mirrors, higher level of tile specification than standard rooms, walk-in shower with glazed screen, exposed shower faucet with overhead “rain” shower, and hand-held shower head, free-standing bathtub















5.7 Interior Design Report - Concept

Gym

- Metal mesh ceiling
- Red LED linear lighting
- Digitally printed wall graphics
- Painted brick walls
- Rubber floor tiles for weights area
- Mirrors
- Equipment - Exercise bike, treadmill, rowing machine, cable crossover machine, free weights, medicine balls, kettle bells













5.8 Interior Design Report - Concept

Meeting and Conference

- Historic features refurbished on Ground Floor
- Suspended feature lighting
- Joinery shelving and storage
- Integrated power in table tops
- Stackable chairs
- Objet d'Art with Music / Beatles theme
- Indoor plants
- Exposed brickwork in basement level
- Dedicated Kitchenettes with drinks fridges, still and sparkling water taps
- Metal ceiling tiles in basement level
- Ante-room to conference suite on basement floor
- Wall mounted screens with digital display for meeting rooms
- Herringbone timber effect flooring in meeting rooms

















Kit of Parts for The George Hotel

Using brand standards and inspiration from the local area to inform the design aesthetic









Locally woven textiles

Ceramics and Porcelain







Metal Mesh ceiling panels









Flooring



Victorian paint colours, that work with the Radisson Red Brand

Wallcoverings







LED Diffuse Lighting







Woods and veneers





Heritage features restoration

6.1 Interior Design Report - Concept

Reception & Social Space

1. LVT or wood floor
2. Porcelain floor tile
3. Modular reception desk - size, features and finishes can all be configured
4. Fabric feature wall panels behind Reception
5. Wallcoverings
6. Historic features and plasterwork can be accentuated (example images only)
7. Paint colours, that work with the Radisson Red Brand
8. Column radiators could be painted in brand colours
9. Feature suspended lighting below arch ceiling
10. Feature suspended lighting above reception desk
11. Feature suspended lighting over seating areas
12. Feature wall lights
13. Floor lamps
14. Sheep sculpture
15. Upholstered armchairs
16. Sofas
17. Rugs
18. Potted plants
19. RED themed artworks
























All products, colours and finishes are indicative only

6.2 Interior Design Report - Concept

Bar

1. LVT or wood floor
2. Porcelain floor tile
3. Rugs to seating area
4. Bar countertop Hybrid mineral surface white marble effect
5. Red Mosaic tile to bar front finish
6. Feature light / racking above Bar
7. Wallcoverings
8. Feature artwork and wall panelling - Rugby Theme? Huddersfield Theme?
9. Painted ceilings and cornice
10. Paint colours, that work with the Radisson Red Brand
11. Feature decorative lighting
12. Mirrored wall panels
13. Predominantly loose furniture, with some fixed FF&E






















All products, colours and finishes are indicative only

6.3 Interior Design Report - Concept

Restaurant

1. LVT or wood floor, herringbone layout
2. Ceramic tiles, burgundy colour, vertical design
3. Countertops - Hybrid mineral surface white marble effect
4. Reeded wall and counter panels with wood veneer
5. Exposed services ceiling, all painted black/ dark grey
6. Suspended track lighting system for general lighting
7. Feature suspended lighting
8. Plants suspended from the framework
9. Wall mounted lighting
10. Radisson RED or huddersfield artwork
11. Limited amount of upholstered bench seating
12. Loose FF&E seating and tables
13. Paint colours



















All products, colours and finishes are indicative only

6.4 Interior Design Report - Concept

Ground Floor Conference Rooms

1. LVT or wood flooring, chevron pattern
2. Rug below central seating
3. Historic features and plasterwork can be accentuated (example image only, colours indicative only)
4. Metallic wall coverings
5. Historic ceiling to be refurbished
6. Panelled doors (historic style) - image indicative only
7. Suspended feature lighting
8. Feature wall lights
9. Paint colour options
10. Artwork on walls
11. Options for FF&E

- Upholstered swivel meeting chairs
- Flip-top meeting tables













All products, colours and finishes are indicative only

Gym

1. LVT floor (cardio area)
2. Rubber gym flooring (free weights area)
3. Concrete effect vinyl wallcovering
4. Feature wall graphic (could be Huddersfield or Exercise theme)
5. LED backlit gym mirror
6. Exposed services, behind metal mesh ceiling panels, with linear light fittings (white light)
7. Assumed gym equipment (to be confirmed):

- 1 treadmill
- 1 exercise bike
- 1 rowing machine
- 1 cable machine
- 1 adjustable exercise bench
- 1 rack for slam balls, kettle bells
- Medicine balls
- Dumbells on rack
- Water cooler
- Exercise mats























All products, colours and finishes are indicative only

Corridors (1850s Building - Block A)

1. Broadloom carpets
2. Historic features and plasterwork can be accentuated (example image only)
3. Wallcoverings
4. Paint colours
5. Radisson RED artworks
6. Column radiators could be painted in brand colours
7. Metal Mesh suspended ceiling panels (exposed M&E behind)
8. Panelled doors (historic style) - image indicative only
9. Signage - RED room numbers, built up sign lettering









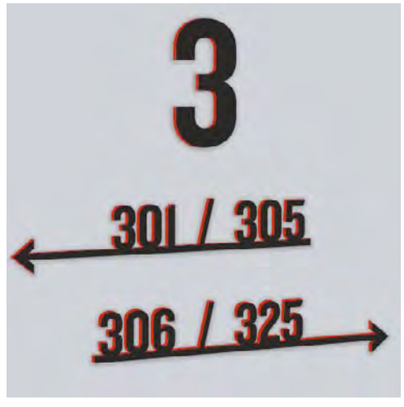

All products, colours and finishes are indicative only

Corridors (New Build)

1. Broadloom carpets, neutral colour, mottled design (can be recoloured)
2. Vinyl wallcoverings, concrete effect
3. Metal Mesh suspended ceiling panels (exposed M&E behind)
4. Paint colours
5. Radisson RED artworks
6. Radisson RED feature wall graphics (image TBC)
7. Doors - minimalist, modern, black laminate finish
8. Ironmongery (TBC) - satin stainless steel
9. Door access card reader (TBC)
10. Signage - RED room numbers, built up sign lettering, black and red





















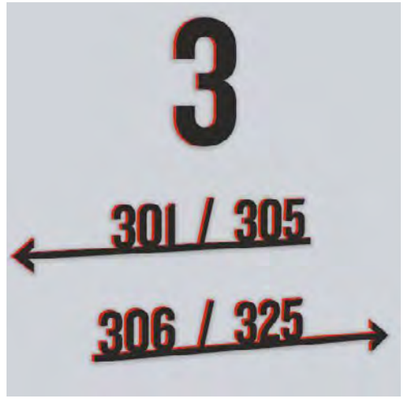

All products, colours and finishes are indicative only

First Floor Signing Room

1. LVT or wood flooring, chevron pattern
2. Historic features and plasterwork can be accentuated (example image only, colours indicative only)
3. Metallic wall coverings
4. Paint colour options
5. Historic ceiling to be refurbished
6. Panelled doors (historic style) - image indicative only
7. Suspended feature lighting
8. Feature wall lights
9. Options for FF&E

- Upholstered swivel meeting chairs
- Flip-top meeting tables
- Stackable meeting chairs
- Foldable function tables













All products, colours and finishes are indicative only

Typical Bedrooms - Standard (New Build)

1. LVT flooring, wood effect
2. Rug below bed, “distressed” look
3. Weathered metallic effect texture wallcovering, black
4. Wall covering to footwalls
5. Artwork above bed, with black wood frame, diffuse LED surround
6. Upholstered headboard with wooden side panels - Sockets, switches and bedside lighting (black metal finish) integrated into wooden side panels
7. Super King or King size bed
8. Bedside tables, black metal finish
9. Desk - wooden table top, black metal frame
10. Desk Chair
11. Armchair - Oxblood red upholstery
12. Artwork on shelf, black wood frames
13. Wall mounted TV, opposite the bed
14. Floor standing mirror, with black wood frame
15. Open “wardrobe” with black metal frame and wooden shelves, integrated diffuse LED. Includes mini fridge, kettle (tea and coffee), safe
16. Plasterboard ceiling (lower height at entrance for services)
17. Coffer ceiling detail at window with concealed diffuse LED strip, curtains and sheers track



















All products, colours and finishes are indicative only

Typical Bedrooms - Compact (new build)

1. LVT flooring, wood effect
2. Rug below bed, “distressed” look
3. Weathered metallic effect texture wallcovering, black
4. Wall covering to footwalls
5. Artwork above bed, with black wood frame, diffuse LED surround
6. Upholstered headboard with wooden side panels - Sockets, switches and bedside lighting (black metal finish) integrated into wooden side panels
7. Super King or King size bed
8. Bedside tables, black metal finish
9. Joinery item - desk and bench seat
10. Desk chair
11. Artwork on shelf, black wood frames
12. Wall mounted TV, opposite the bed
13. Floor standing mirror, with black wood frame
14. Open “wardrobe”, black metal frame for hangers and wooden shelf
15. Plasterboard ceiling (lower height at entrance for services)
16. Coffer ceiling detail at window with concealed diffuse LED strip, curtains and sheers track


















All products, colours and finishes are indicative only

Typical Ensuite - Standard

1. LVT flooring, concrete effect
2. Ceramic wall tiles, stone effect
3. Moisture resistant plasterboard ceiling
4. Wall hung WC pan
5. Hybrid mineral surface vanity counter, black marble effect
6. Oval countertop bowl washbasin
7. Pillar mixer tap
8. Oval mirror, black frame, diffuse LED back lit
9. Shower fittings, “Rain-shower” head and hand shower
10. Low profile shower tray with glass shower screen
11. Sanitaryware/ accessories

- towel rail
- wall mounted soap dish
- wall mounted liquid soap holder
- flush plate
- wall mounted toilet roll holder
- wall mounted spare roll holder
- pedal bin

12. Radisson RED artwork in frame






















All products, colours and finishes are indicative only

Bedrooms - Suite

1. LVT flooring, wood effect
2. Rug below bed, “distressed” look
3. Black timber wall panels, with shadow gap details
4. Wall covering to all walls
5. Artwork above bed, with black wood frame, diffuse LED surround
6. Fully upholstered headboard - Sockets, switches and bedside lighting (black metal finish) integrated
7. Super King or Emperor size bed
8. Bedside tables, black metal finish
9. Wall mounted TV, opposite the bed
10. Floor standing mirror, with black wood frame
11. Large open “wardrobe” with black timber panels and wooden shelves, drawers, integrated mirror, integrated diffuse LED
12. Plasterboard ceiling (lower height at entrance for services)
13. Coffer ceiling detail at window with concealed diffuse LED strip, curtains and sheers track
14. Separate seating area to include:

- Elongated desk - wooden table top, black metal frame (with Nespresso machine, DAB radio)
- Desk Chair
- Large Armchair - Oxblood red upholstery
- Coffee tables
- Circular rug, burgundy, distressed look
- Artwork on shelf, black wood frames
- Additional TV screen






















All products, colours and finishes are indicative only

Ensuite Bathrooms - Suite Rooms

1. Porcelain floor tiles, stone effect (suitable for wet barefoot)
2. Ceramic wall tiles, stone effect
3. Feature ceramic splashback tiles, onyx effect
4. Wall hung WC pan
5. Hybrid mineral surface vanity counter, black marble effect
6. 2x countertop bowl washbasin, with pillar mixer taps
7. 2x Oval mirror, black frame, diffuse LED back lit
8. Moisture resistant plasterboard ceiling
9. Shower fittings, “Rain-shower” head and hand shower
10. “Walk-in” shower, with glass shower screen
11. Freestanding bathtub and pillar bath/shower mixer
12. Sanitaryware/ accessories

- towel rail
- wall mounted soap dish
- wall mounted liquid soap holder
- flush plate
- wall mounted toilet roll holder
- wall mounted spare roll holder
- pedal bin
















All products, colours and finishes are indicative only

Block A
Key Spaces

Ground Floor (1850s Building - Block A)

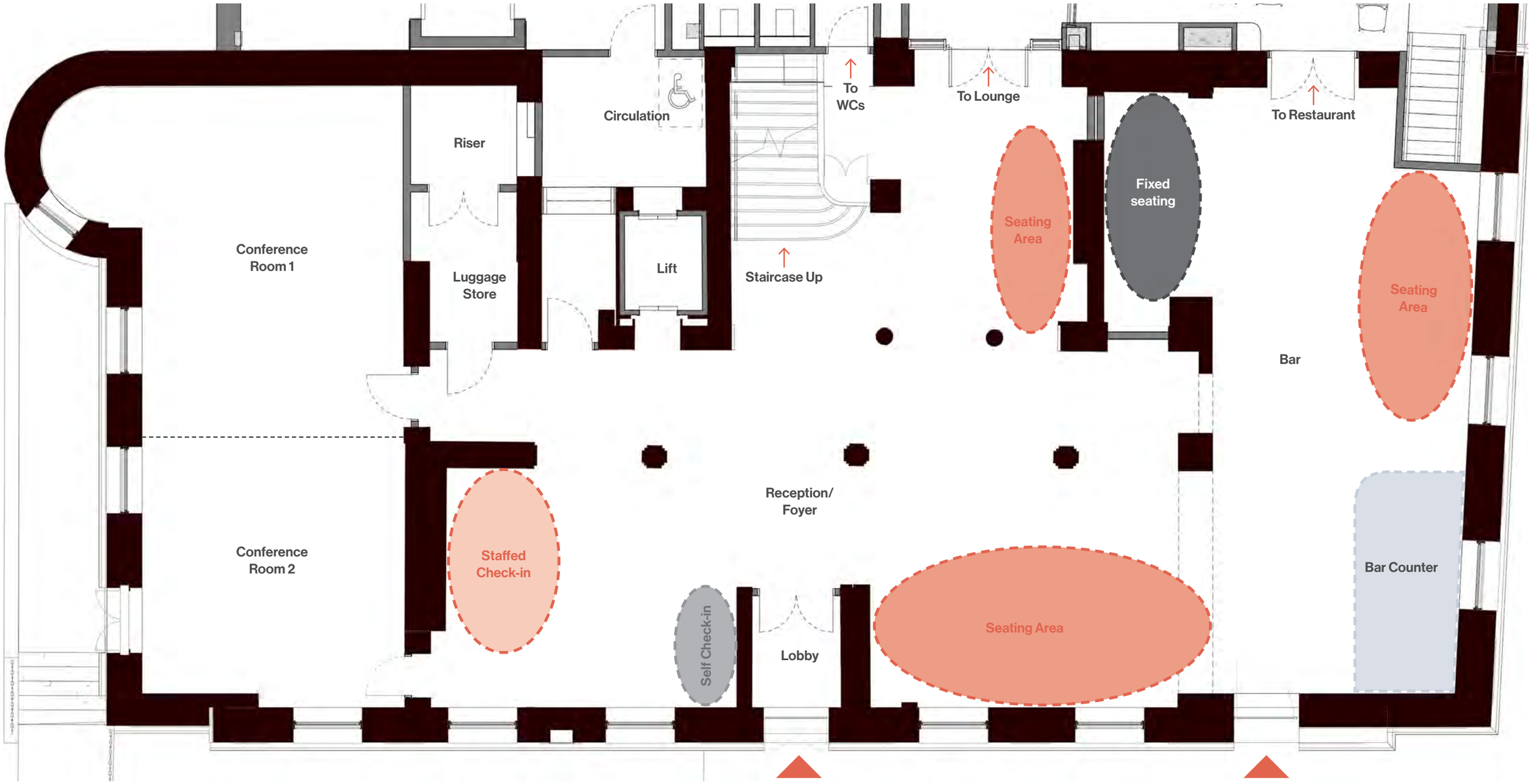

Ground Floor Plan (Block A)

Ground Floor - Entrance / Reception

- Colours and finishes to be reviewed with Radisson and Conservation team



LVT flooring continued

Listed display cabinet - Rugby memorabilia ?

Historic fireplace

LVT or wood flooring continued

Stone staircase

"Library" seating/ waiting area

Carpet runner

Porcelain tile flooring - black and white pattern, inspired by historic tile

Feature suspended lighting

LVT or wood flooring to Reception/ Foyer

Lounge seating/ waiting area

Entrance / Reception Plan

All products, colours and finishes are indicative only, first issue for review

Ground Floor - Bar

• Ratio of seating types, colours and finishes to be reviewed with Radissonand conservation



Bar - Plan

Potential Bar Entrance (external)

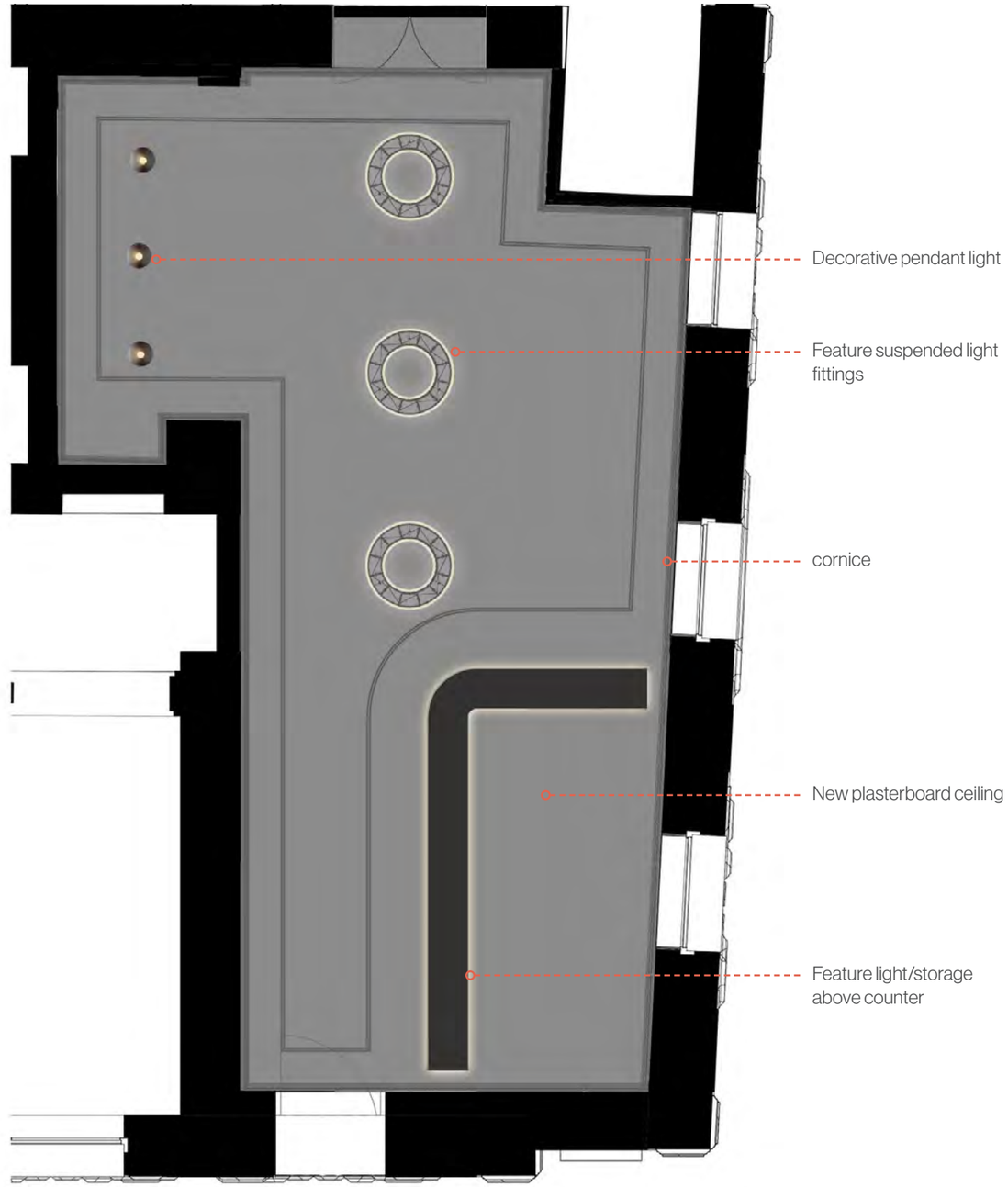

Bar - Reflected Ceiling Plan

All products, colours and finishes are indicative only, first issue for review

Ground Floor - Bar

• Ratio of seating types, colours and finishes to be reviewed with Radissonand conservation

*Final design subject to ceiling height confirmation and final equipment selection

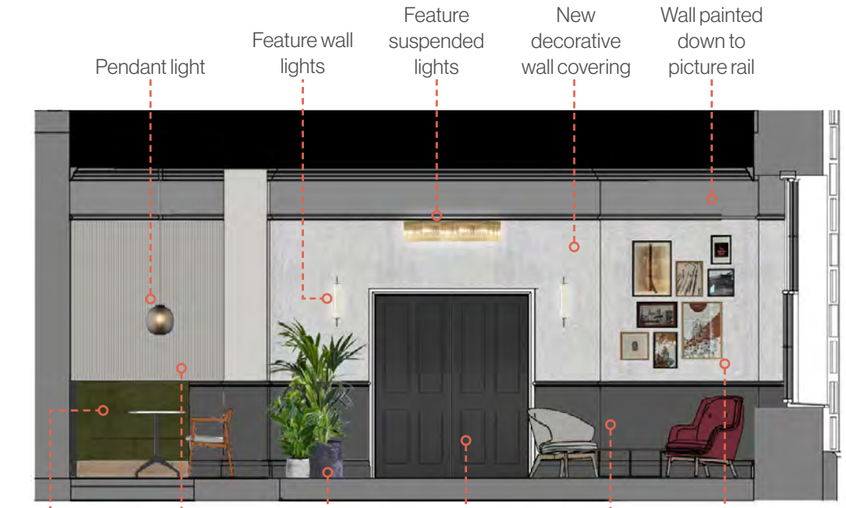

Bar - Elevation 1

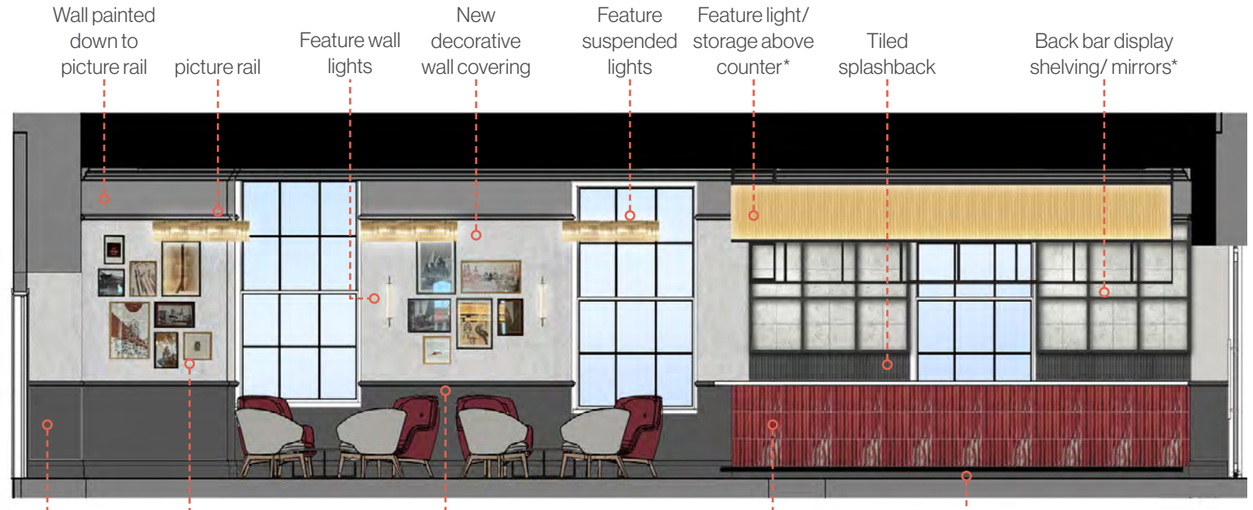

Bar - Elevation 2

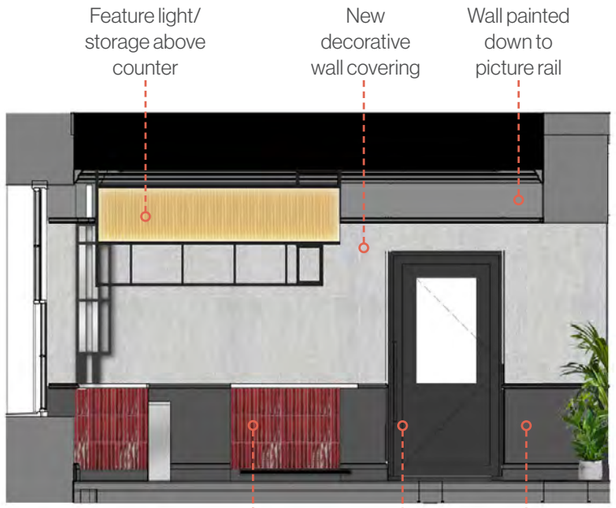

Bar - Elevation 3



Bar - Elevation 4

Ground Floor - Conference Rooms

- Colours and finishes to be reviewed with Radisson and Conservation team

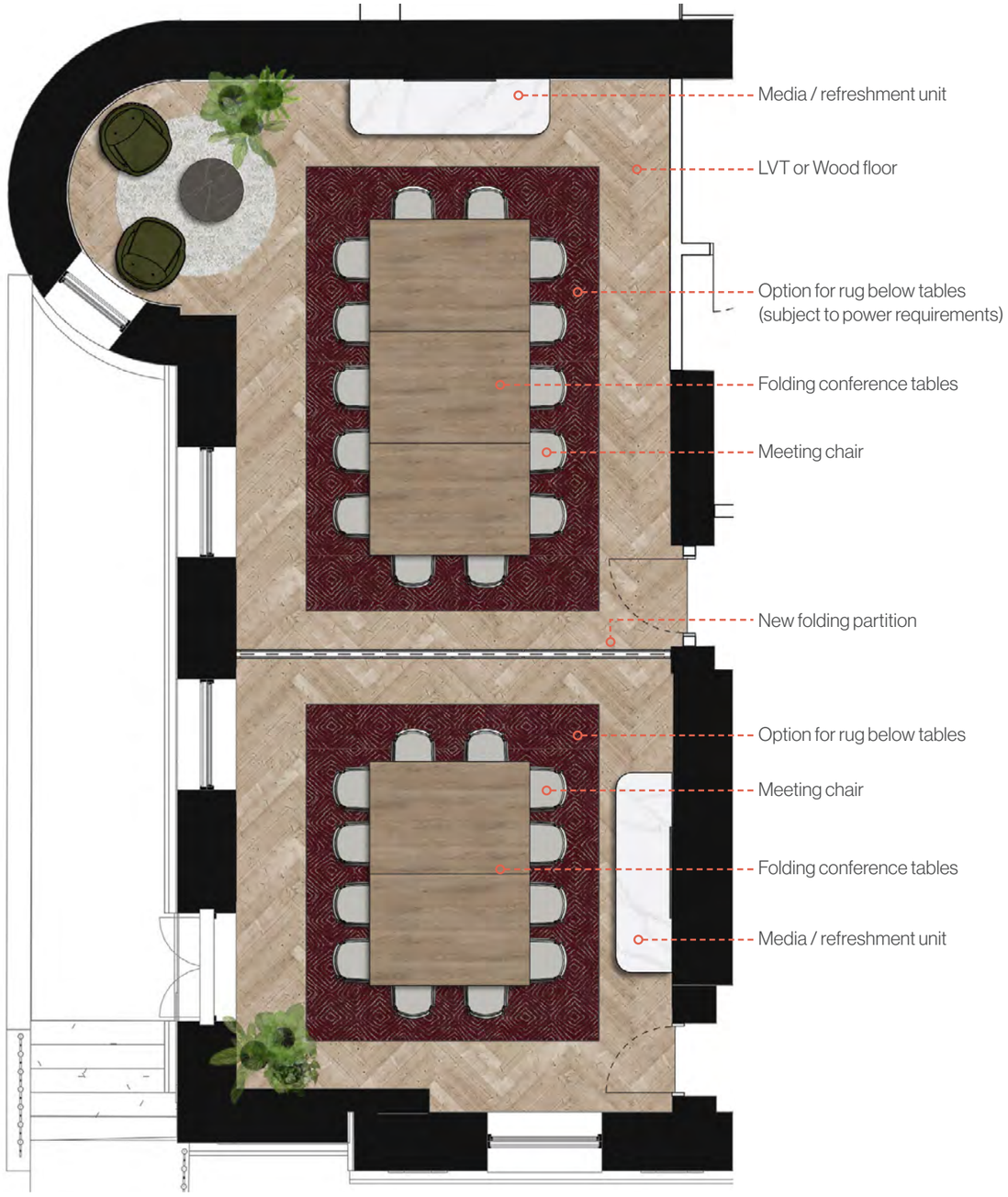

Conference Rooms - Plan

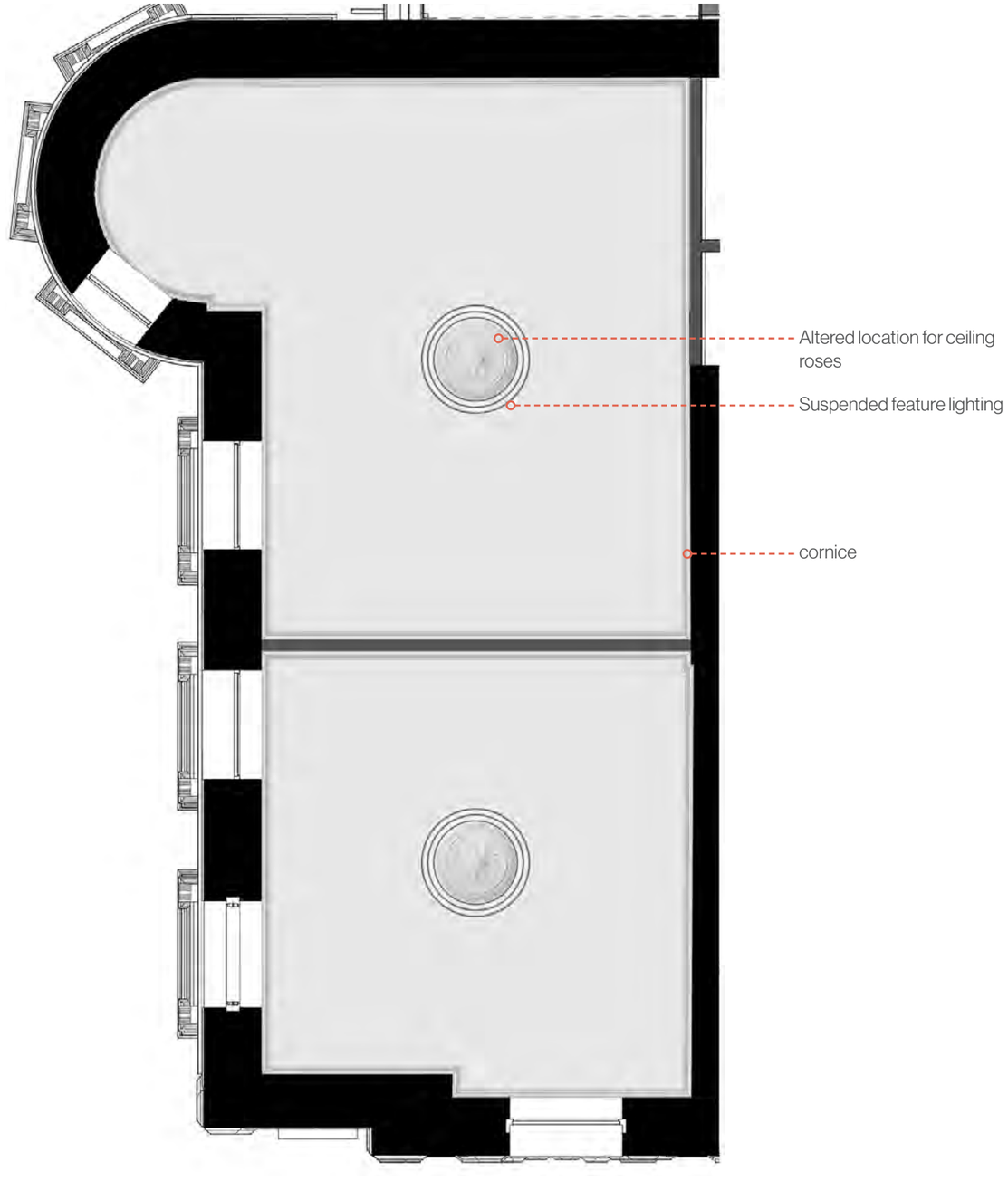

Conference Rooms - Reflected Ceiling Plan

Ground Floor - Conference Rooms

- Colours and finishes to be reviewed with Radisson and Conservation team

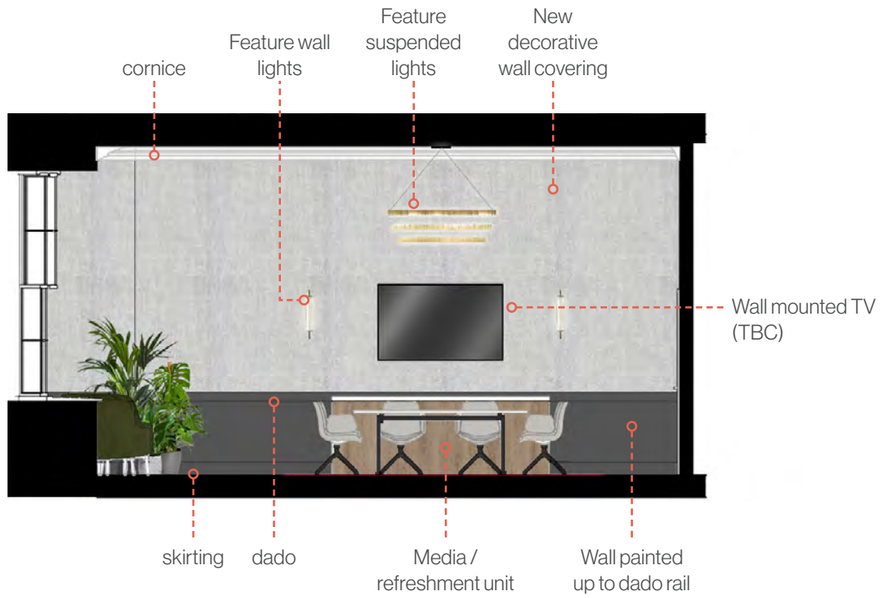

Conference Rooms - Elevation 1

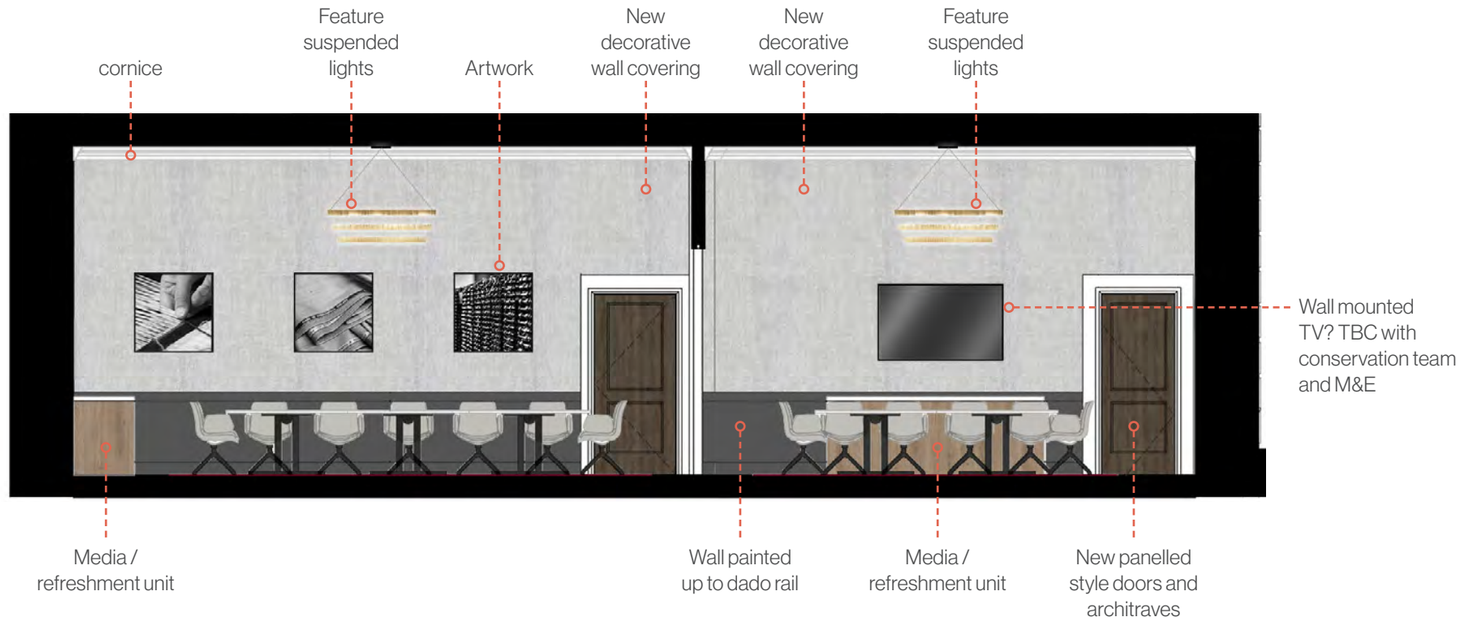

Conference Rooms - Elevation 2

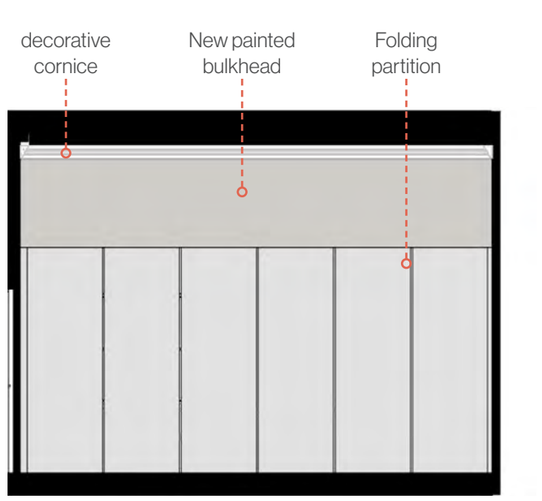

Conference Rooms - Elevation 3

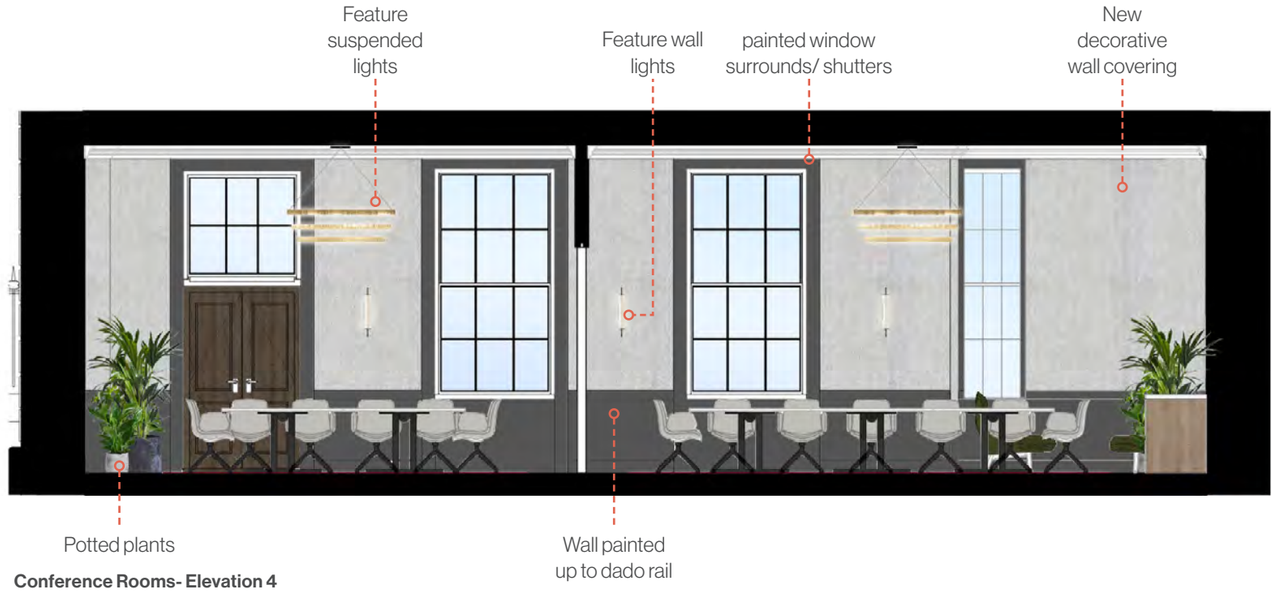

Conference Rooms- Elevation 4

First Floor Corridor (1850s Building - Block A)

- Colours and finishes to be reviewed with Radisson and Conservation team

Note: Due to nature of the sketch, this image is to indicate types of finishes only, and not representative of the final look and feel



Work in Progress Sketch - Block A, First Floor Corridor (not to scale)

Second Floor Corridor (1850s Building - Block A)

- Colours and finishes to be reviewed with Radisson and Conservation team

Note: Due to nature of the sketch, this image is to indicate types of finishes only, and not representative of the final look and feel

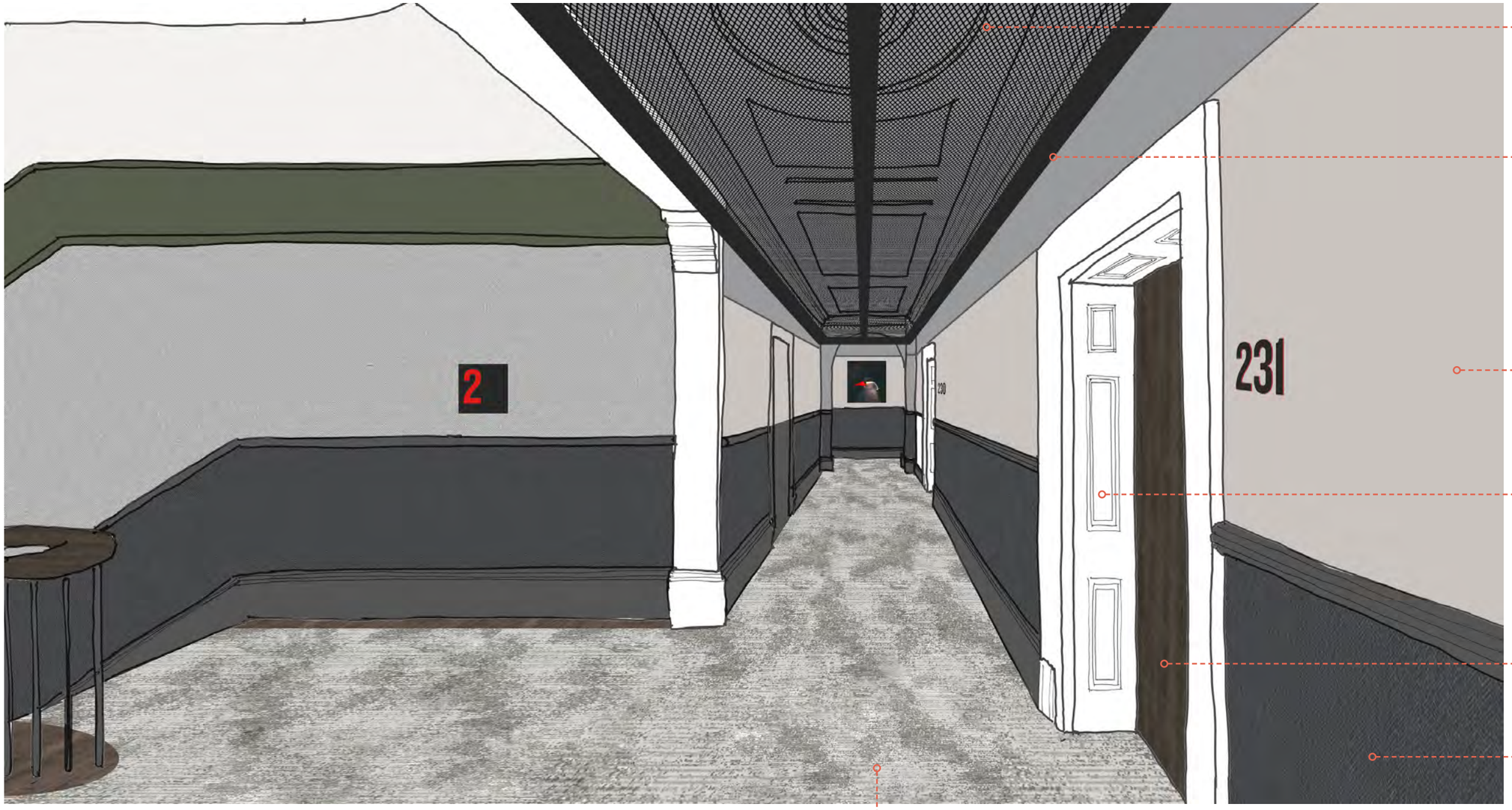

Work in Progress Sketch - Block A, Second Floor Corridor

Main Staircase (1850s Building - Block A)

- Colours and finishes to be reviewed with Radisson and Conservation team

NOTE: HISTORIC STAIRCASE DESIGN IS IN ABEYANCE PENDING ENGINEER REVIEW

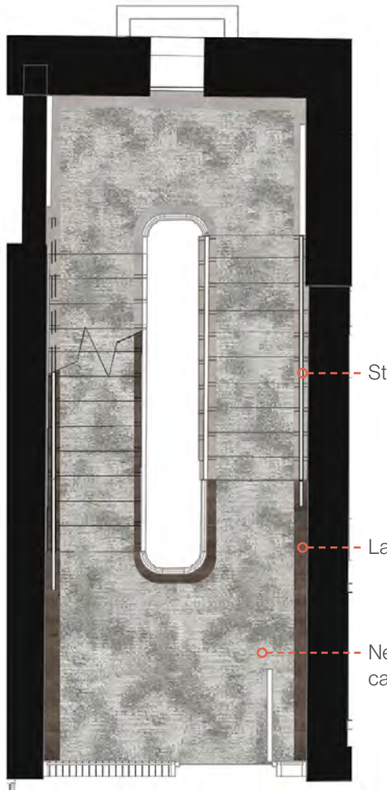

Main Staircase - Typical Plan (Second Floor)



Main Staircase - Section 1



Main Staircase - Section 2

First Floor Signing Room (1850s Building - Block A)

- Colours and finishes to be reviewed with Radisson and Conservation team

Note: Due to nature of the sketch, this image is to indicate types of finishes only, and not representative of the final look and feel



Work in Progress Sketch - Block A, Signing Room

First Floor Signing Room (1850s Building - Block A)

- Colours and finishes to be reviewed with Radisson and Conservation team



Signing Room - Plan

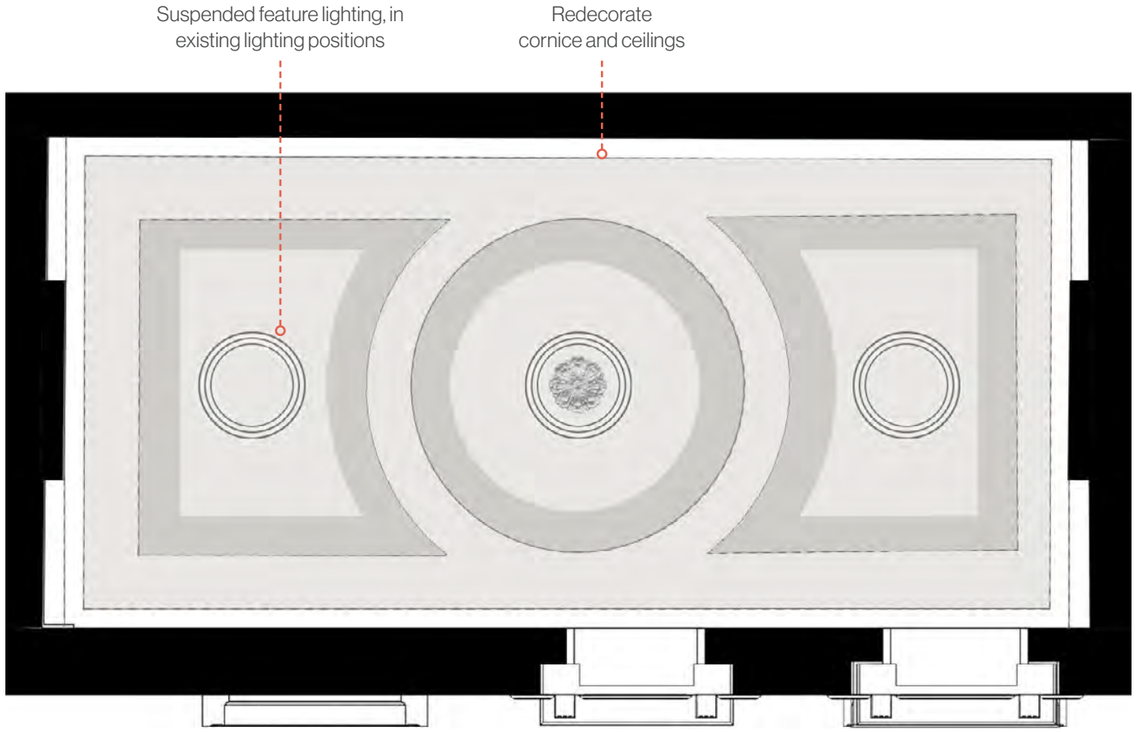

Signing Room - Reflected Ceiling Plan

First Floor Signing Room (1850s Building - Block A)

- Colours and finishes to be reviewed with Radisson and Conservation team

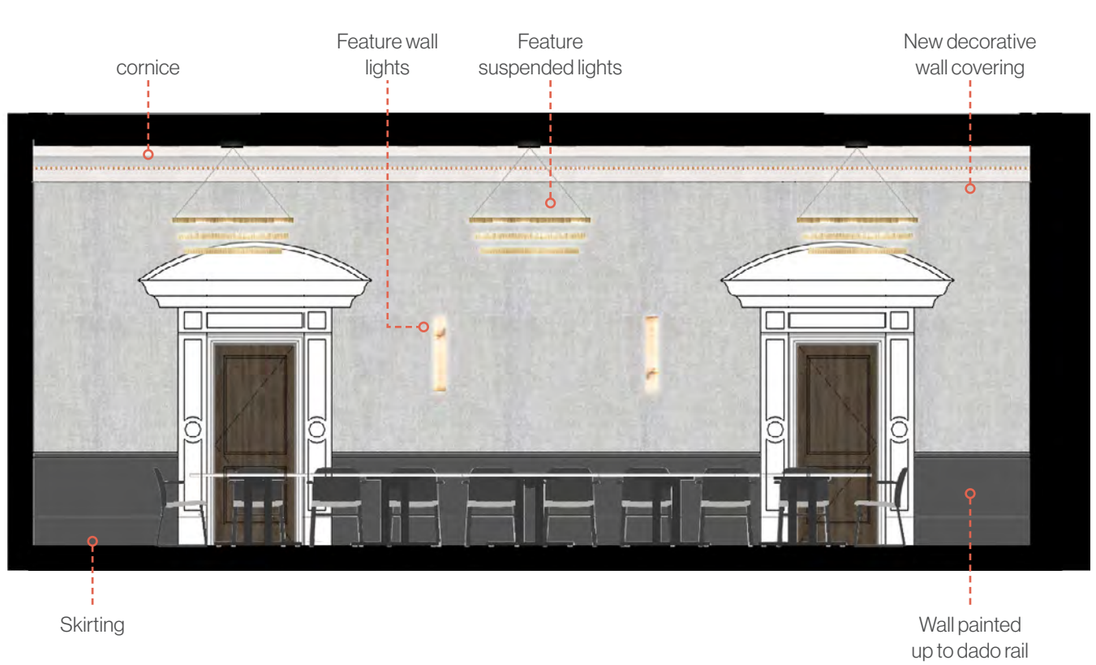

Signing Room - Elevation 1

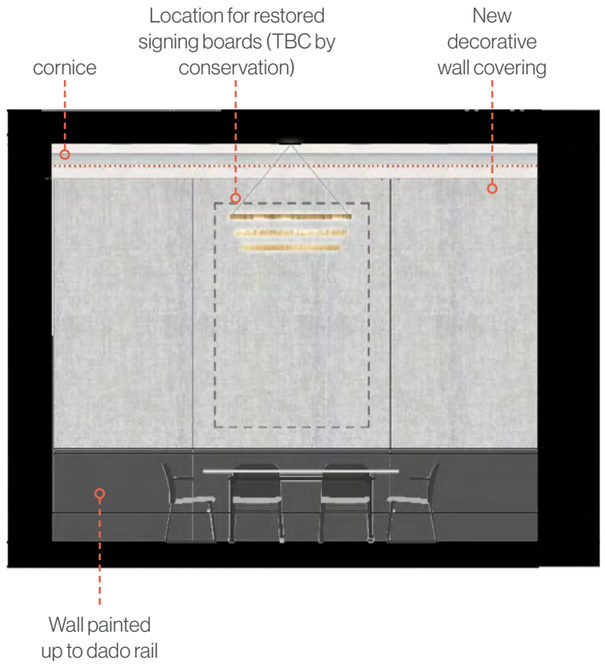

Signing Room - Elevation 2



Signing Room - Elevation 3

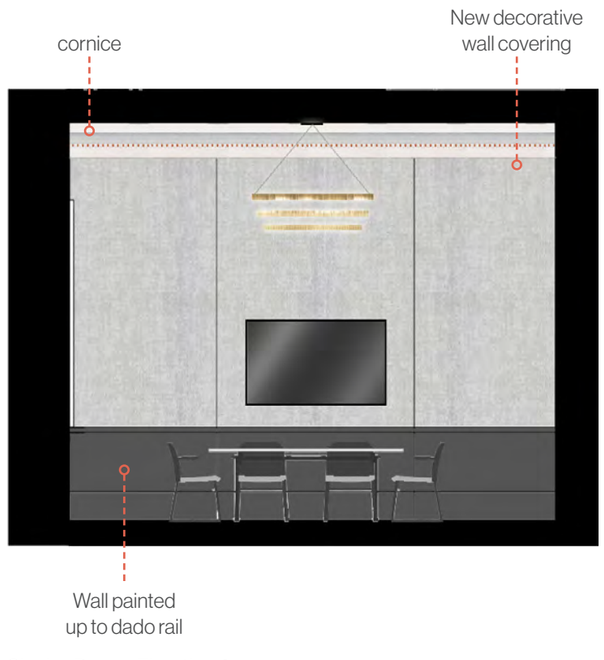

Signing Room - Elevation 4

Typical Bedroom (1850s Building - Block A) - Room 01-028

- Design approach to be reviewed with Radisson and Conservation team

Note: THIS IS WORK IN PROGRESS ONLY, SUBJECT TO CO-ORDINATION OF M&E STRATEGY

Due to nature of the sketch, this image is to indicate types of finishes only, and not representative of the final look and feel



Block A Bedroom - Plan

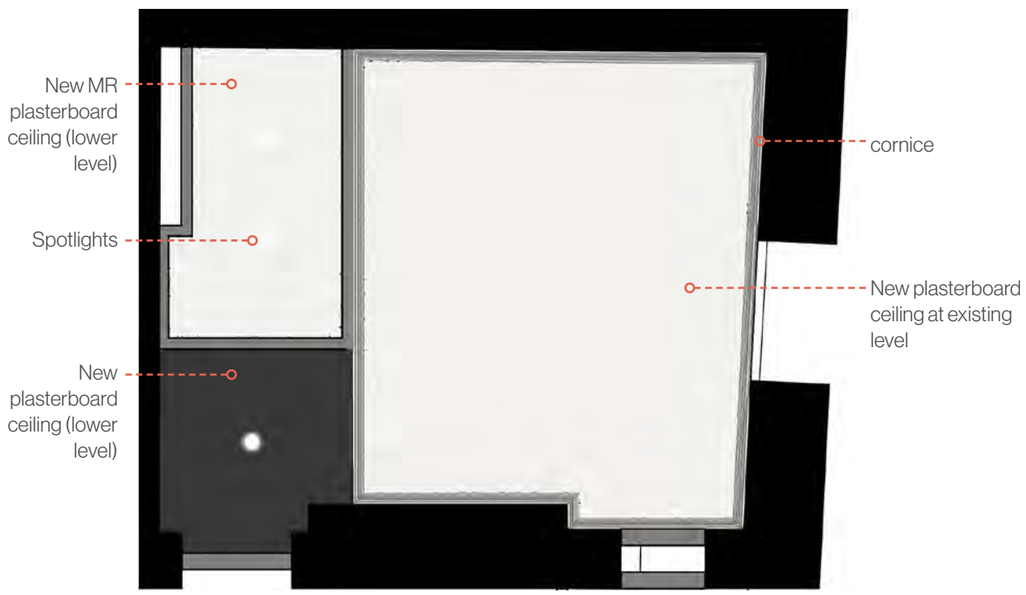

Block A Bedroom - Reflected Ceiling Plan



Block A Bedroom - Elevation 1

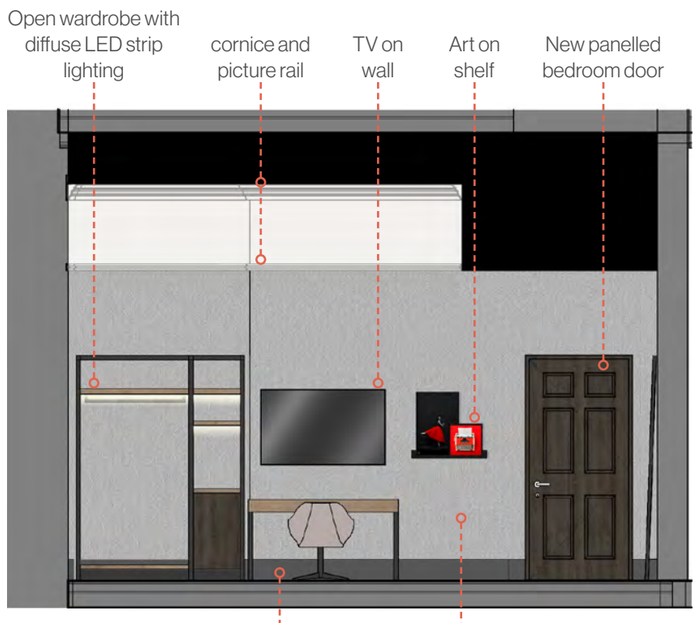

Block A Bedroom - Elevation 3

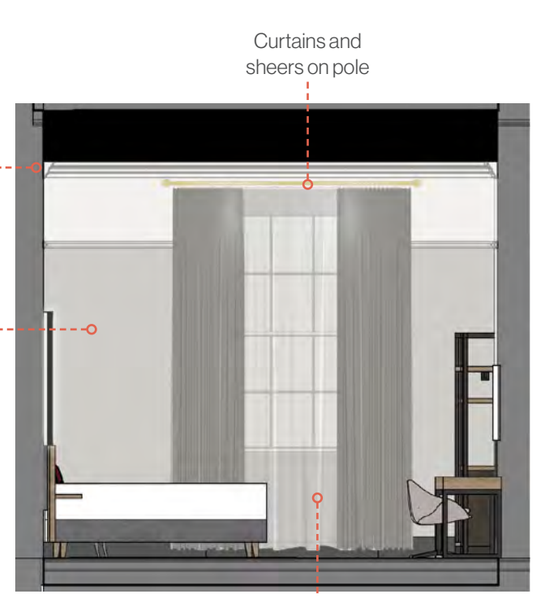

Block A Bedroom - Elevation 2



Block A Bedroom - Elevation 4

New Build
Key Spaces

Ground Floor - Restaurant



Floor Plan

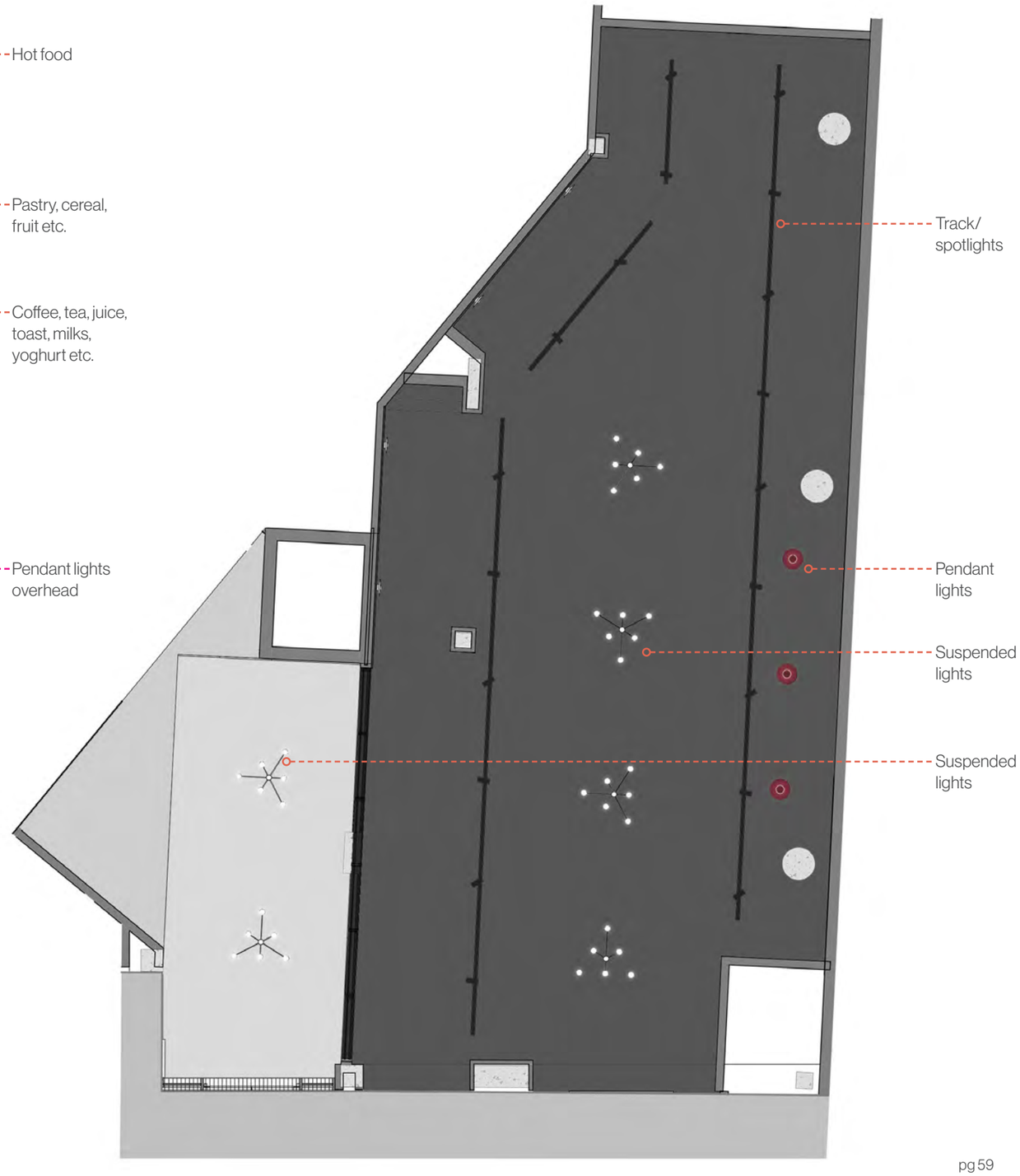

Reflected Ceiling Plan

Ground Floor - Restaurant

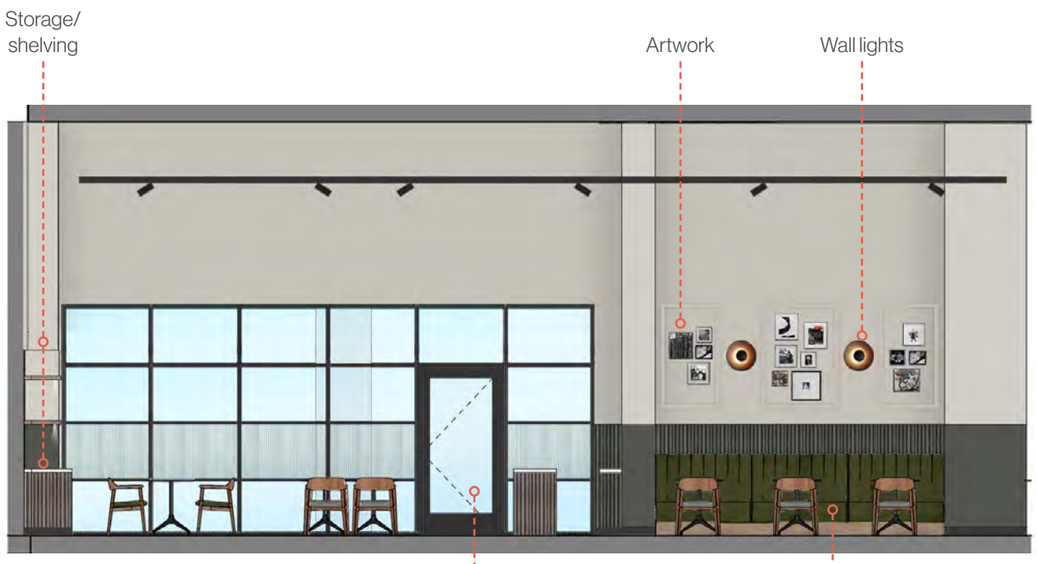

Elevation 1

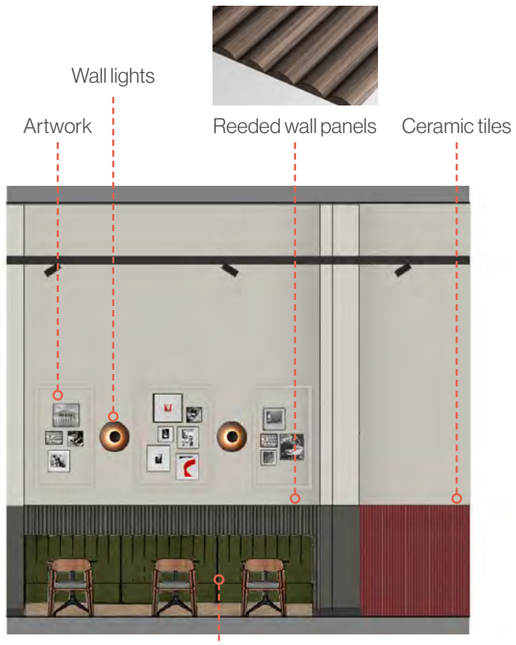

Elevation 2

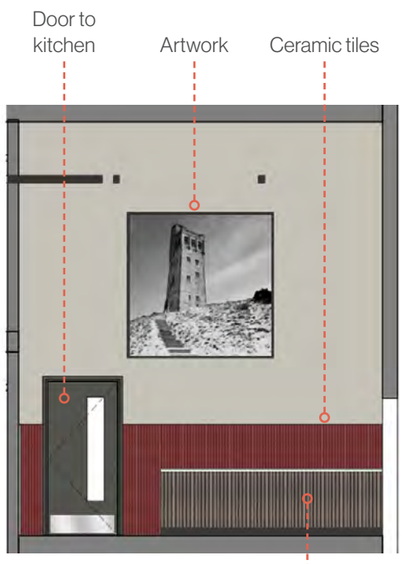

Elevation 3



Elevation 4

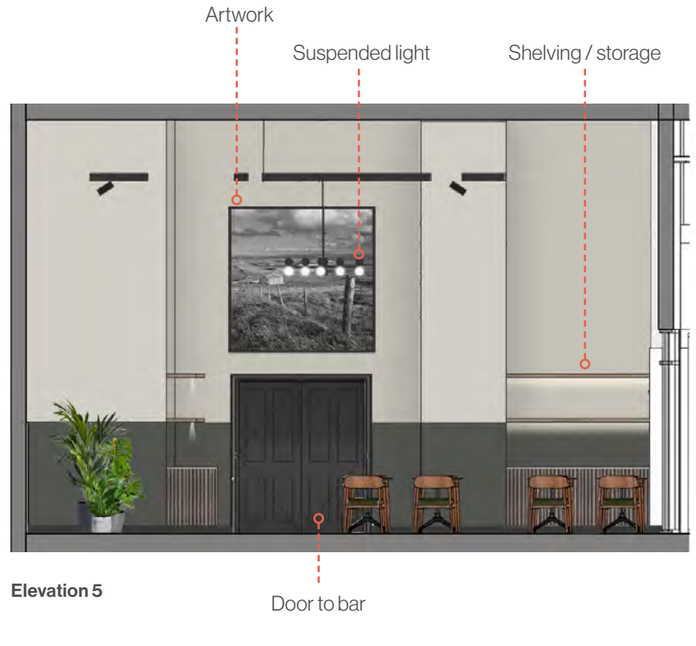

Elevation 5

Ground Floor - Gym

Equipment layout is indicative only



Floor Plan



Reflected Ceiling Plan



Elevation 1



Elevation 2

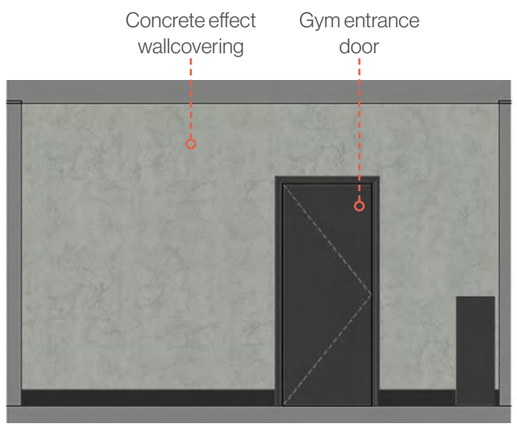

Elevation 3

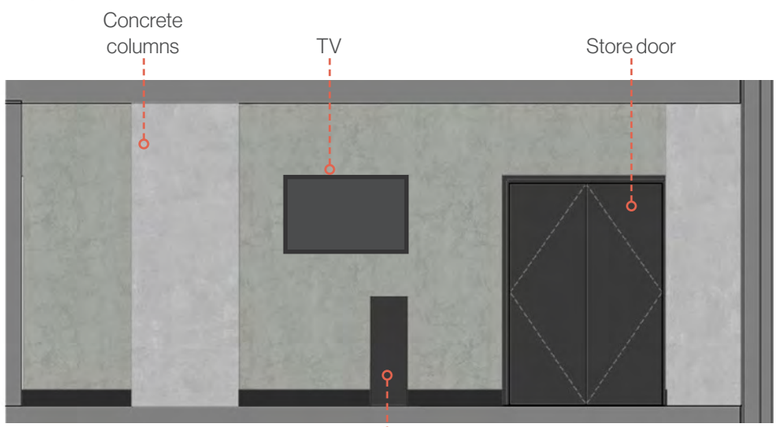

Elevation 4

Typical Corridor (New Build)

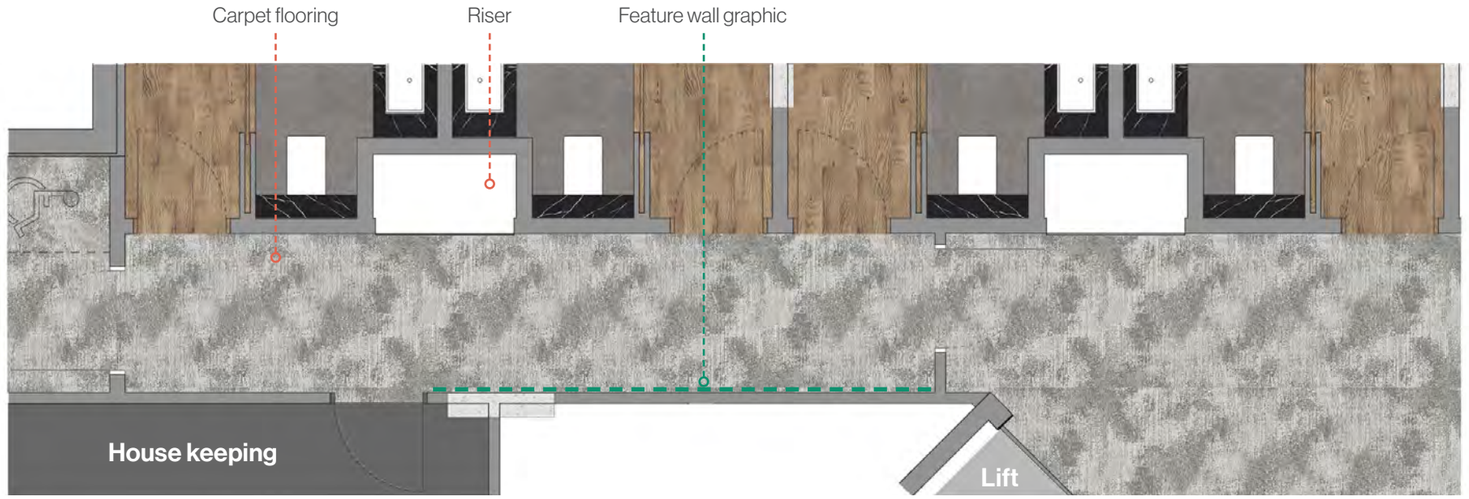

Floor Plan

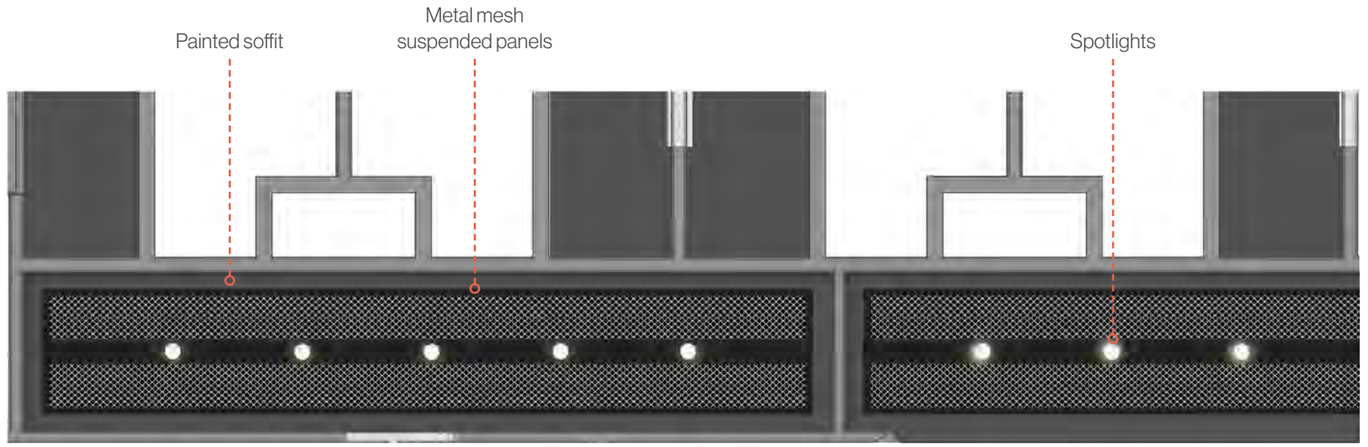

Reflected Ceiling Plan

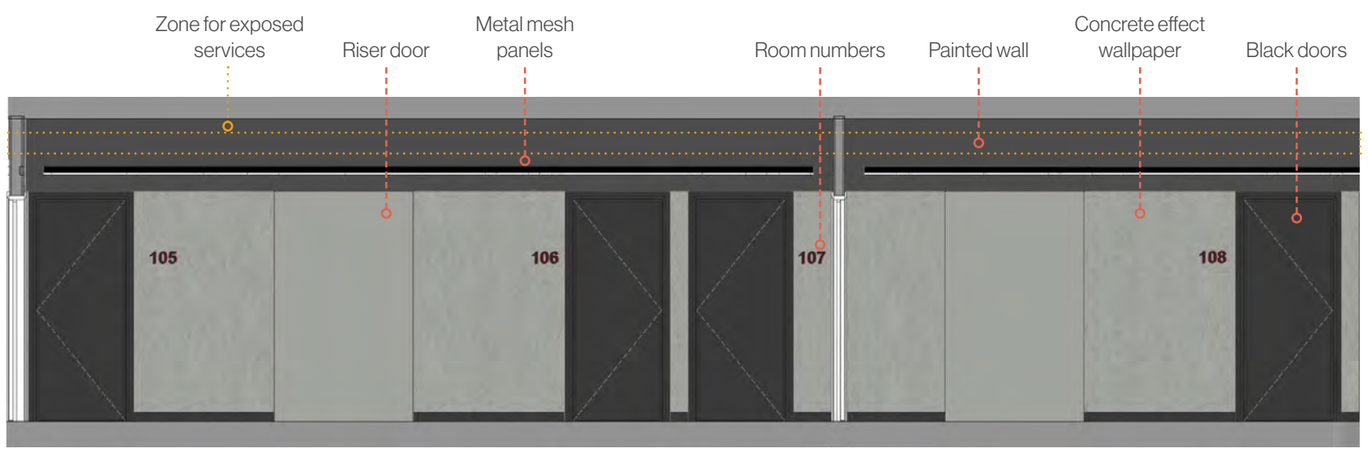

Elevation

Typical Bedroom (New Build)

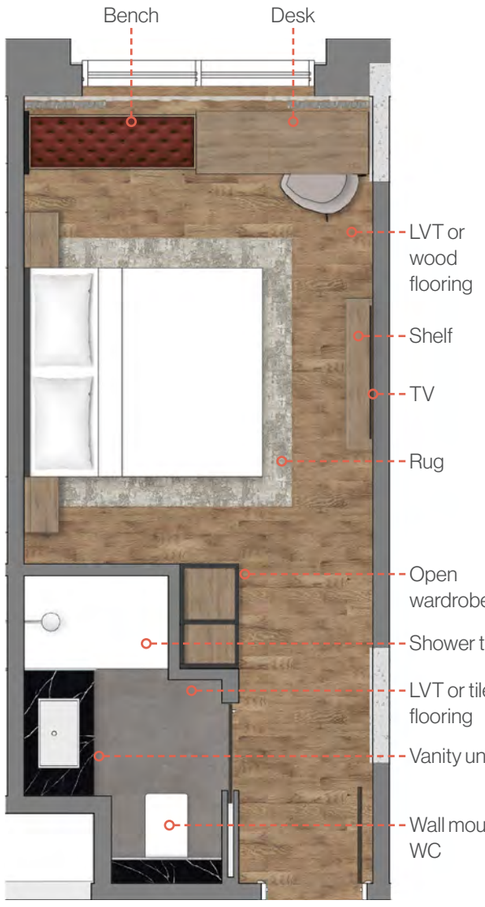

Floor Plan

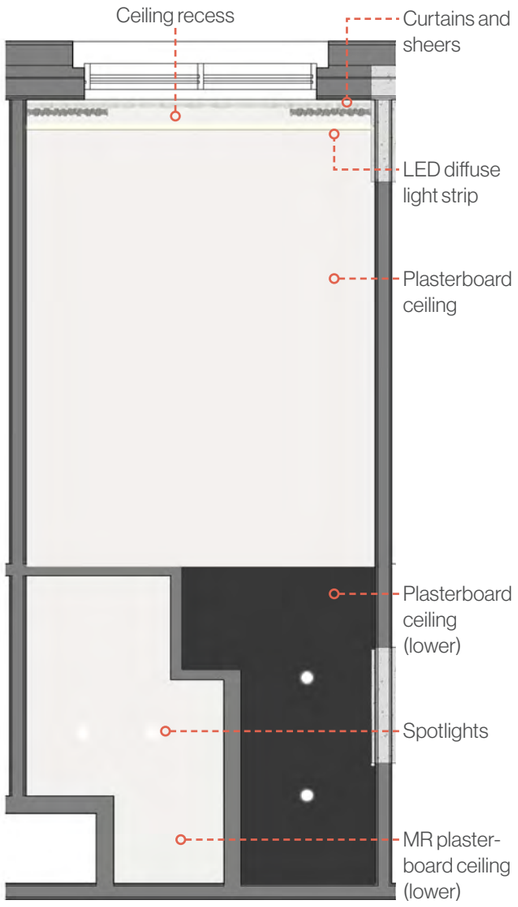

Reflected Ceiling Plan

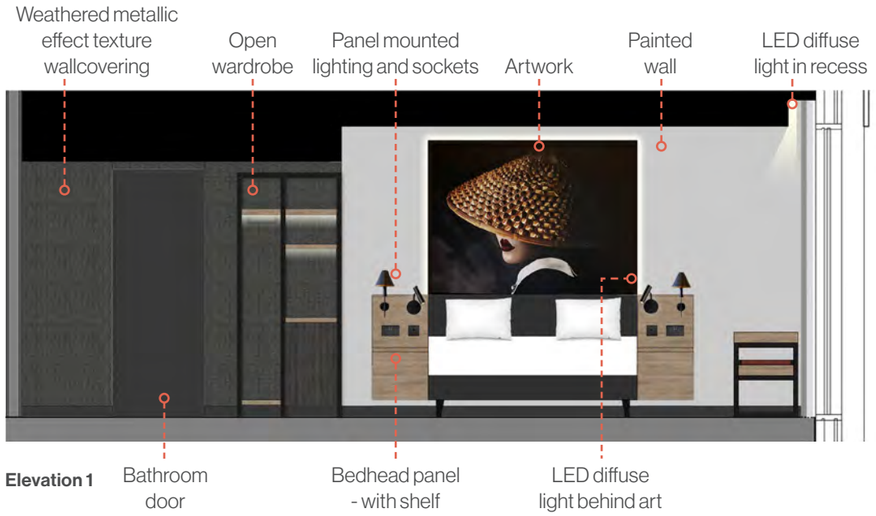

Elevation 1



Elevation 2

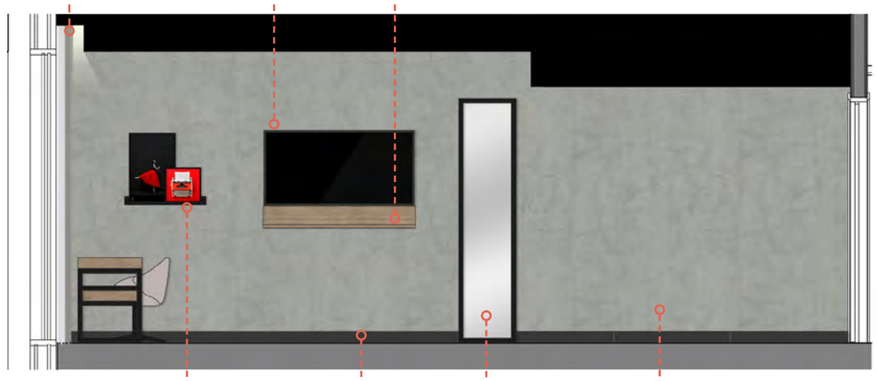

Elevation 3

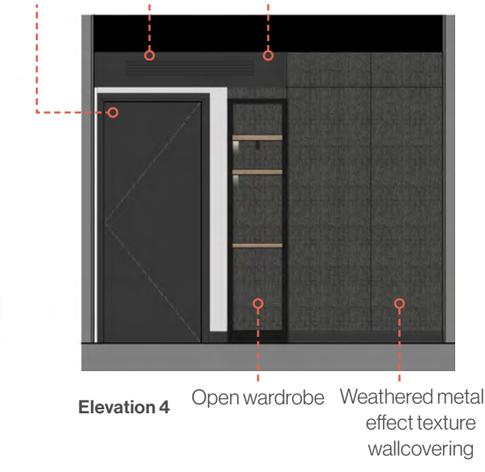

Elevation 4

AHR Architects Ltd
Alpha Tower
Suffolk Street Queensway
Birmingham
B1 1TT
T 0121 456 1951

www.ahr.co.uk

Feature Lighting and Styling





















All products, colours and finishes are indicative only

Local Artist - Glen Williams