Note: Drawings based off survey information carried out by Morris Infastructure, provided by GMI Construction

Demolition Notes

Note: drawings to be read in conjunction with all the relevant packages.

- Existing Plans
- Proposed Plans
- Heritage Scoping Plans
- Refurbishment Strategy Drawings
- LBC Details

Demolition works generally:

Extent of demolition subject to further review and clarification on site during Stage 4 technical design

Elements shown in red dashed lines are to be demolished. All demolished materials and associated elements are to be taken down / removed from site completely (where applicable) and interfaces to be made good to match the existing.

All elements of existing Block B & C to be demolished and removed from site, unless noted otherwise. Demolition works to elements in block A to be carried out with care due to the Grade 2* listing status.

Existing John William Street facade to be recorded, documented, carefully deconstructed and reconstructed. Deconstruction proposals to be submitted by specialist sub-contractor.

Where possible, cornicing, skirtings and other ornate details are to be retained and repaired. Where not possible, due to the proposed layouts, these are to be removed and replaced with new to match existing.

Allow for careful removal of any remaining existing doors. Where decorative frames are to be retained & installed with a new door, frame to be made good following removal of existing door & repaired / refurbished prior to the installation of new doors.

The following hierarchy of repair is to be applied to all existing plaster work on walls that are proposed to be retained:**Whole skims as required** - Gypsum Multiskim. ***Light cracking*** - local scabble, skirm and gypsum.***Deep crack and former elec chases*** - remove all gypsum, infill to 45mm with lime plaster, skirm and Gypsum Multiskim.

Existing floor finishes to be removed from all areas of the building.

Demolition Key

Red Hatch / Line indiactes elements for removal / demolition

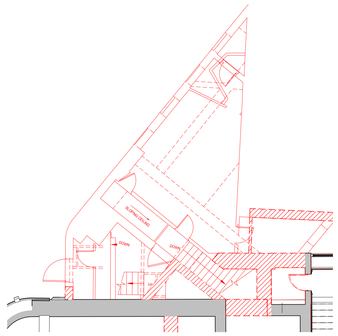

MZ **Level MZ - Mezzanine Demolition Plan**
1 : 100

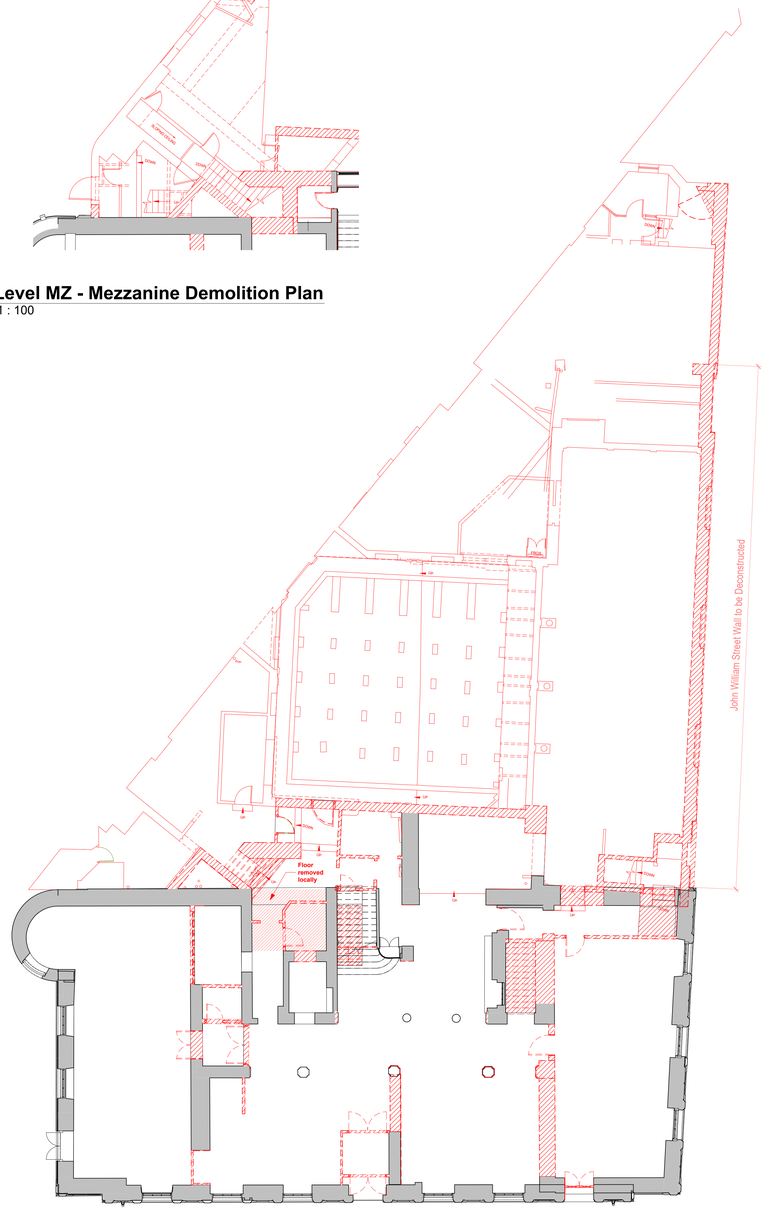

00 **Level 00 - Ground Floor Demolition Plan**
1 : 100

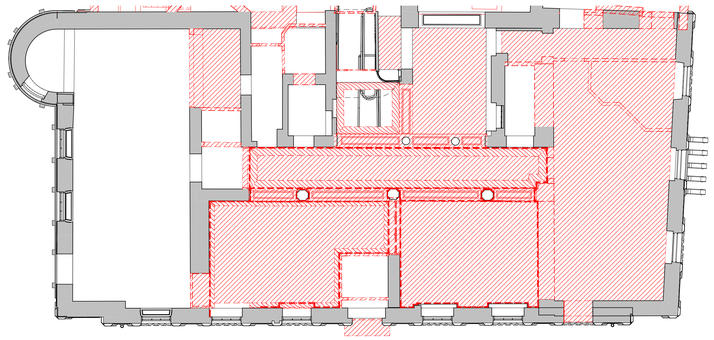

1 **Level 00 - Demolition Reflected Ceiling Plan**
1 : 100

Rev	Description	Date	Dr by	App by
P2	Issued for Planning	22.04.2025	DR	MS
P1	Issued for Client Approval	16.04.2025	DR	MS

original by	date created	Approved by
DR	02/01/2025	MS

AHR Architects Ltd
No.1 Aire Street
Leeds
LS1 4PR
United Kingdom

T +44(0)113 3858787
E leeds@ahr.co.uk
www.ahr.co.uk

client name
GMI Construction Group

project
George Hotel Refurbishment

drawing
Ground & Mezzanine Floor Demolition Plan

computer file
1/0.32.1.1/DDM_Profiles_Folder_redirection/daniel.rhom/Documents/Revit
Files/Local Files/Revit
2024.00373.000 - 02-01-XX-XX-A-20001_daniel.rhom.rvt

plot date

project number
2024.00373.000

scale
1 : 100 @A0

drawing number
L054-AHR-20-ZZ-ZZ-D-A-20010

rev
P2

issue status
S2

This drawing is to be read in conjunction with all related drawings. All dimensions must be checked and verified on site before commencing any work or producing shop drawings. The originator should be notified immediately of any discrepancy.
This drawing is copyright and remains the property of AHR.

N

SCALE 1 : 100
0 2 4 6