
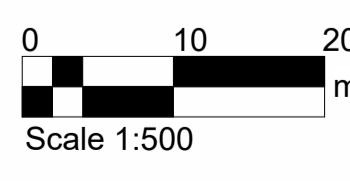


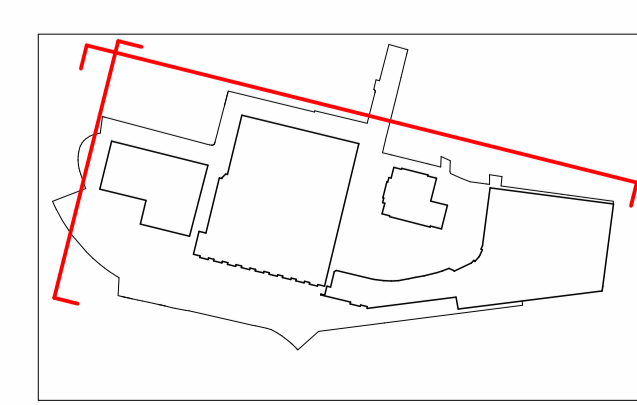
1 Elevation 4 - South Existing
1 : 500



2 Elevation 5 - West Existing
1 : 500



- Notes:
- Dimensions are not to be scaled from this drawing.
 - Drawing only to be used for the purposes it was issued for.
 - Landscape, public realm and neighbouring buildings shown indicatively.
 - Existing locations and footprints of surrounding buildings are taken from: (OS Map - Promap-1634985-1735589-720-0.dwg) received 2021.10.27; (21359-100-Topo-Millimetres.dwg) received from Matby Surveys on 2022.02.23
 - Existing building plans and elevations are based on Matby Surveys drawings received on 2022.02.18 and 2022.03.15



FeildenCleggBradleyStudios
LLP

London Office
Tottenham Street
London
W1T 4RG

t +44 20 7323 5737
e london@fcbstudios.com

Rev	Status	Date
P01	S2 Issued for Planning and Listed Building Consent	30.09.22

Job/Drawing No	Revision
CDT430201-FCB-XX-A-020131	P01

Kirklees Cultural Heart
Huddersfield Masterplan - Existing Elevations South and West

Scale	Date	Drawn	Checked	London Studio	AW Group	FCBS project no
As indicated@A1	Not For Issue					CDT430201

Do not scale All dimensions to be checked on site