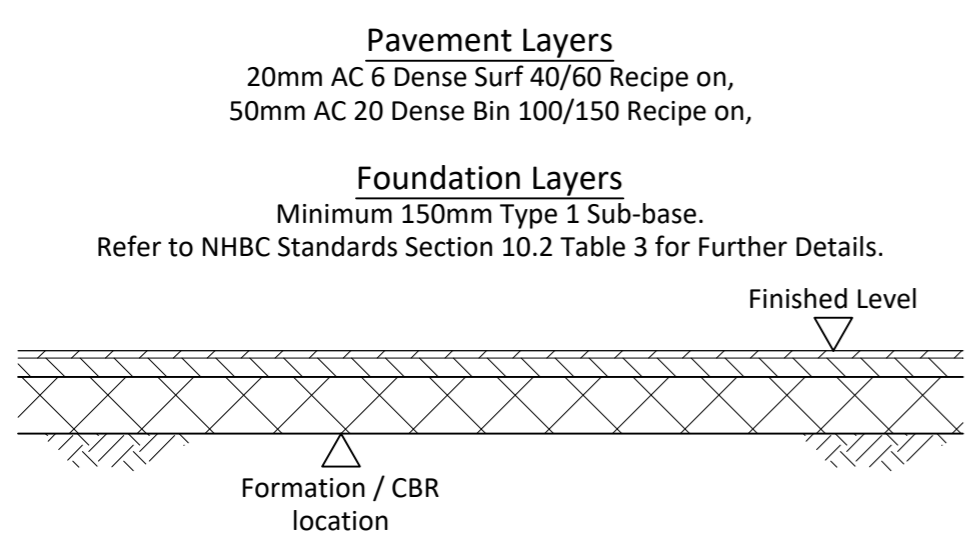


**Domestic Driveway Multiple Dwelling**  
Asphalt - Private  
Scale 1:20

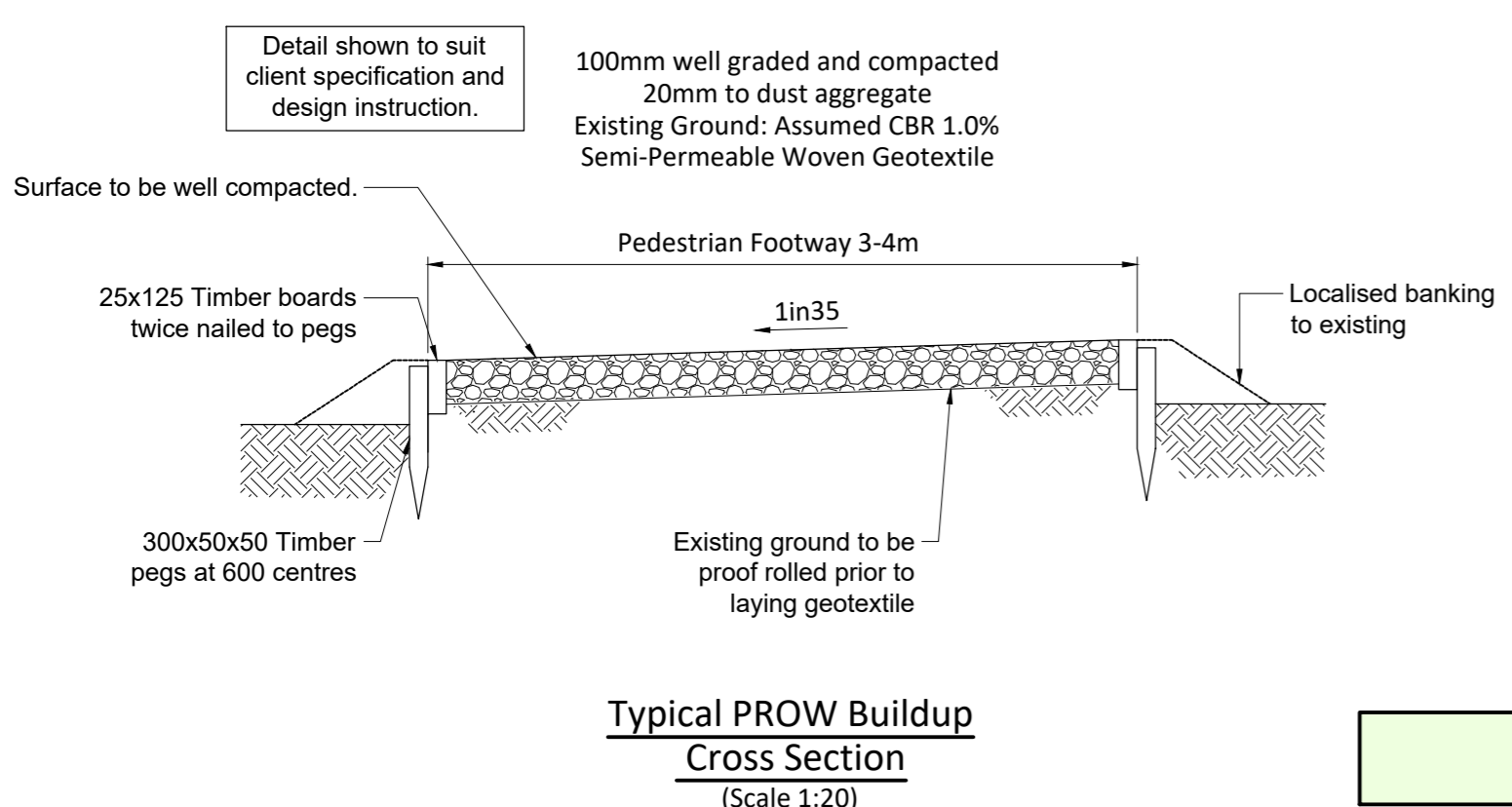
**Domestic Driveway Single Dwelling**  
Asphalt - Private  
Scale 1:20



**Landscaped Banking to existing**

**S38 Highway Build up**  
Refer to S38 drawing package

**Footpath Light Duty Pedestrian only**  
Asphalt - Private  
Scale 1:20



Landscaping not shown, refer to architects drawings

External Patio/Flagged pathway not shown, refer to architects drawings

Do Not Scale

DESIGN REVIEW

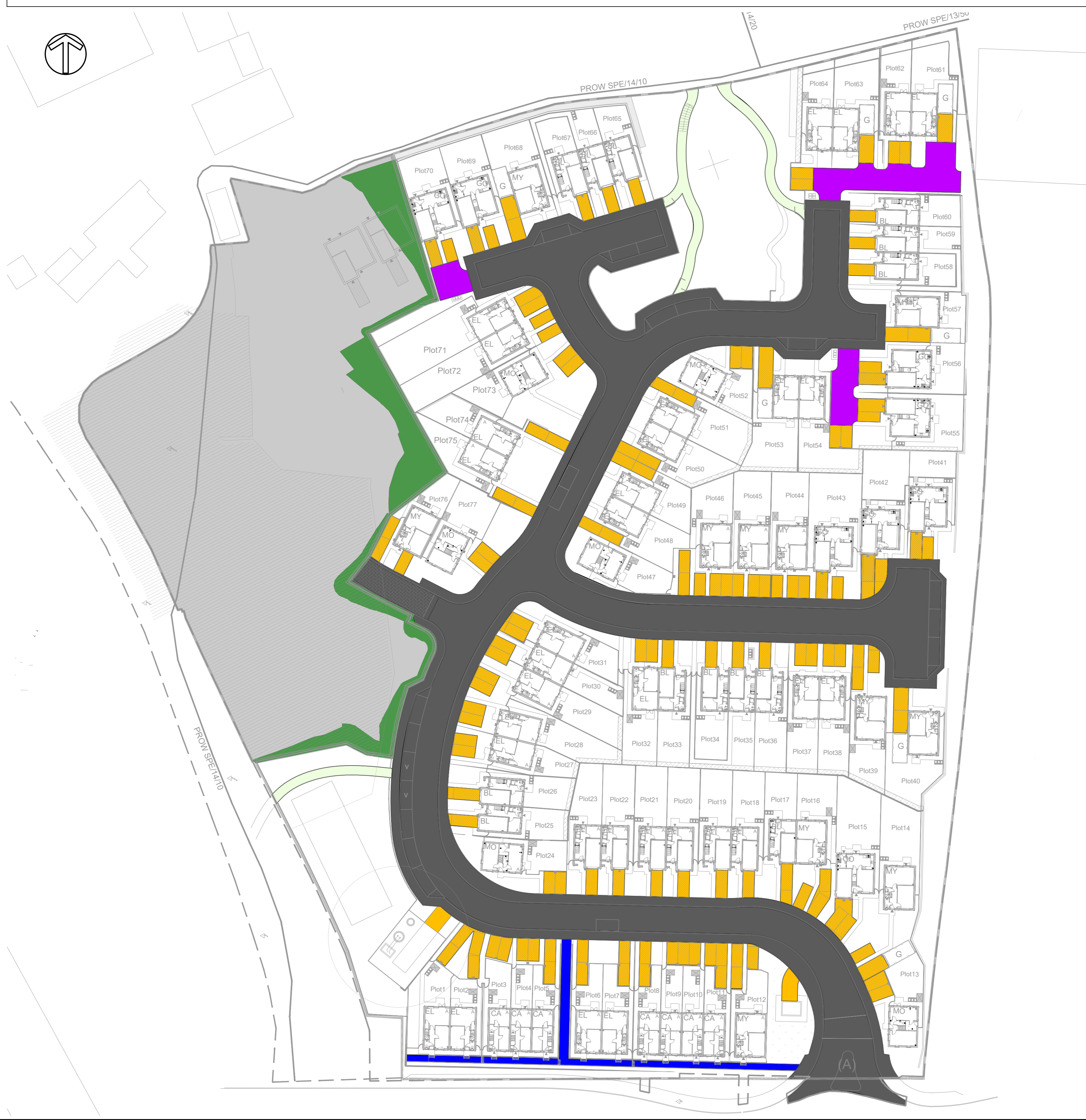
Design review by: **	Checked by: **
----------------------	----------------

Residual hazards:

Health, Safety & Environmental Notes

NOTES

- Drawing Ref:
- Architectural Master Plan
- Acanthus WSM
  - 4035-20-AWSM-XX-XX-DR-A-1000-P12 - Site Layout
- Topographical Survey
- A.M.I.C.E.S
  - Blue Hills topo survey 3D
1. All Coordinates relate to Topographical Survey coordination
  2. All Dimensions in mm unless notified otherwise
  3. All levels in mAOD in relation to Topographical Survey coordination unless notified otherwise



28.02.24	Drawing revised to clients comments 20.02.24	BHB	OCB	P3
12.10.22	Drawing updated to suit new site layout	OCB	AL	P2
19.08.22	Initial Issue	RLP	JS	P1
Date	Description	By	Chk	Rev

**ADEPT**  
CIVIL AND STRUCTURAL CONSULTING ENGINEERS

Web: [www.adeptsce.com](http://www.adeptsce.com) 1912 Mills, Sunny Bank Mills, Farsley, Leeds, LS28 5UJ  
Email: [inbox@adeptsce.com](mailto:inbox@adeptsce.com)  
Tel: 0113 239 4518 (Head Office)

Project  
**Blue Hills Farm, Birkenshaw**

Title  
**Private General Arrangement Phase 1**

Client  
**Vistry Partnerships**

Scale @ A1	Initial author	Initial checker	Approver	Initial Date
1:500	RLP	JS	RP	Aug 22
Status	Purpose	Adapt Ref		
S2	Preliminary	09.21011		

Project Number	Originator	Volume	Level	Type	Role	Dwg. No.	Rev.
09.21011-ACE-00-ZZ-DR-C-3400							P3