SECTION C-C - AS BUILT
1:50

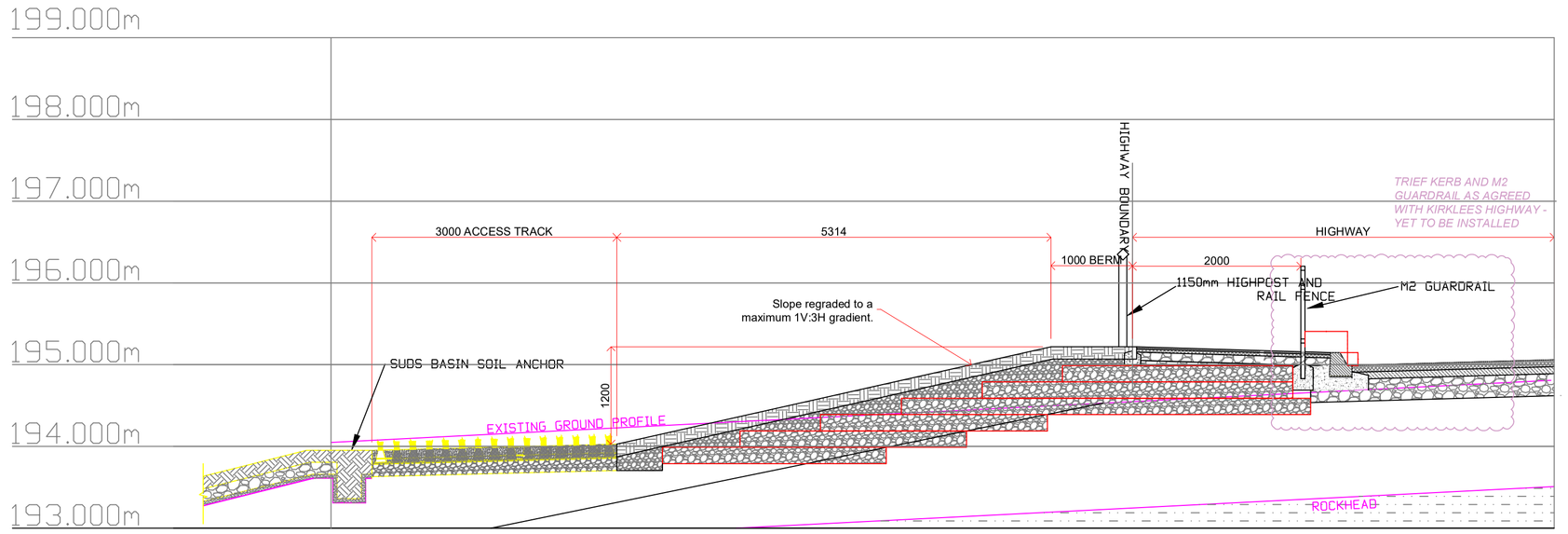

SECTION C-C

SECTION D-D - AS BUILT
1:50

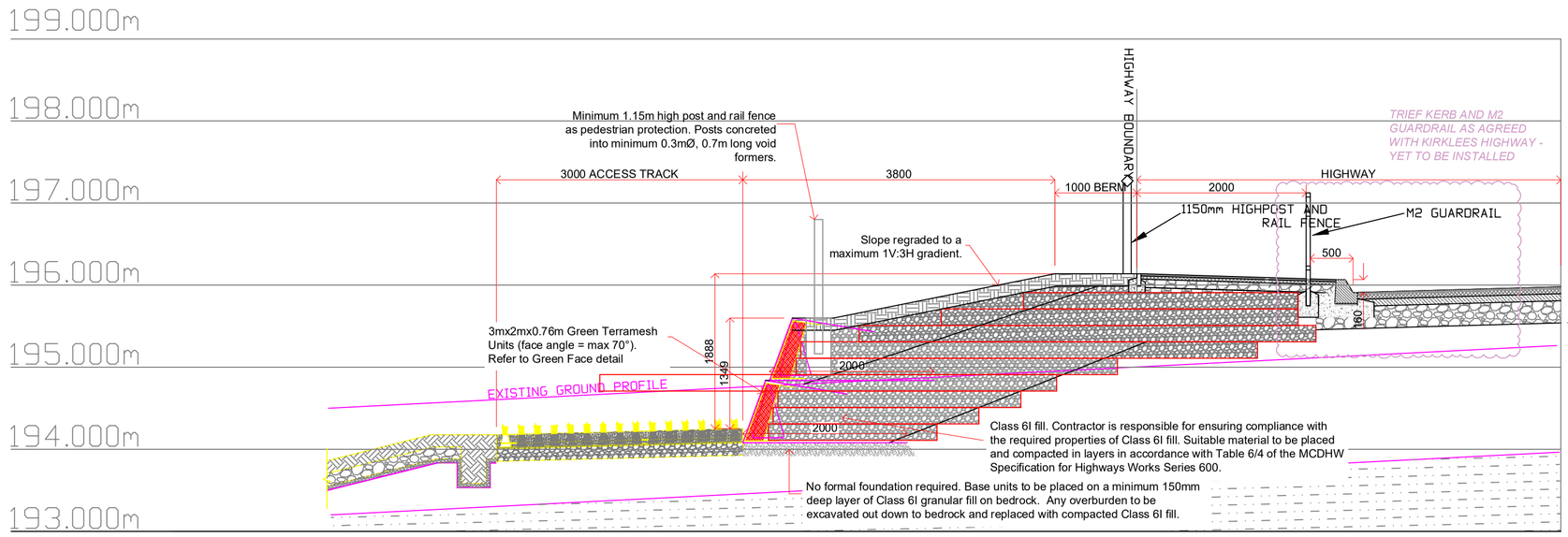

SECTION D-D

SECTION E-E - PROPOSED
1:50

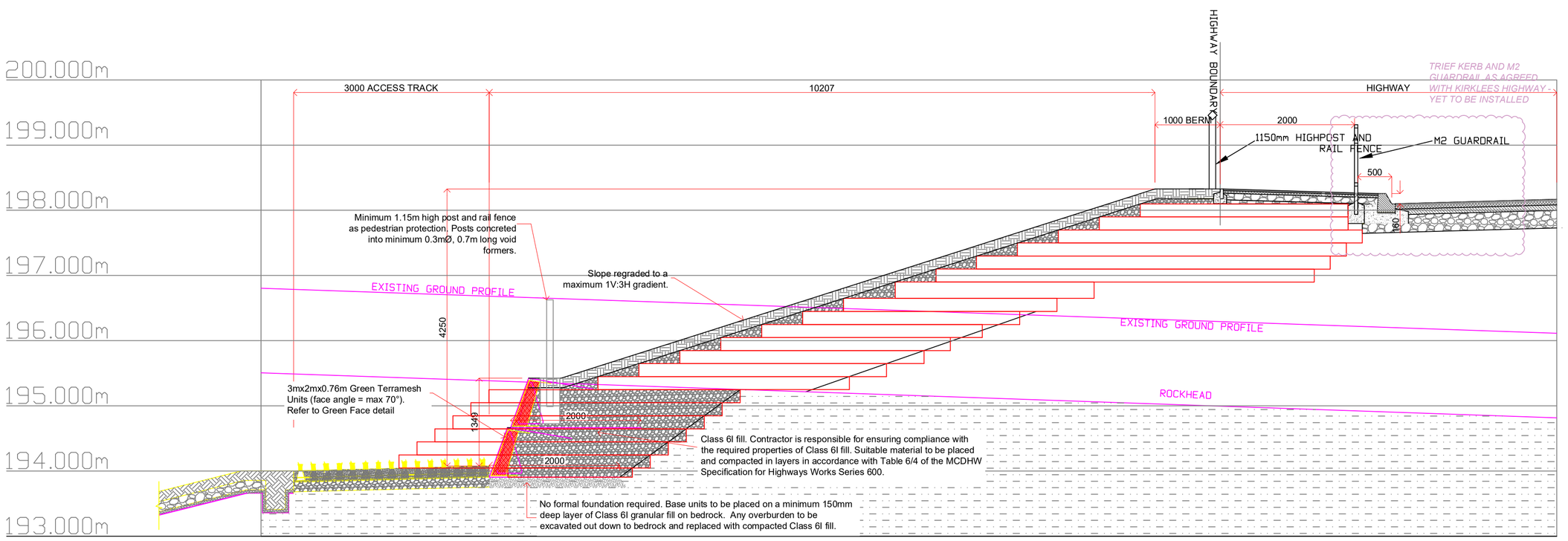

SECTION E-E

NOTES:

1) DIMENSIONS IN mm's UNLESS OTHERWISE SPECIFIED.
This drawing is based on the information shown on the supplied information and drawings.

2) REINFORCED SLOPE SPECIFICATION:
• Maccaferri 3.0x2.0x0.76m Green Terramesh Units.

3) INSTALLATION:
Please refer to standard Maccaferri installation guidelines. A specialist installer, experienced with Green Terramesh system, should be employed to install the reinforced slope.

4) FILL FOR GREEN TERRAMESH UNITS:
The fill to be used in the reinforced earth zone of the GTM slope must comply with Class 6I granular material as defined by Series 600 of the Specification for Highway Works (SFHW).

This material must be placed and compacted in accordance with the SFHW, Series 600, Table 6/4 - Method 2.

The Principal Contractor is responsible for the selection of this material to ensure compliance with the geotechnical characteristics specified in 'Series 600' of the MCHW Specification for Highway Works, as shown on the relevant drawings and in the design documents/calculations namely;

ϕ' = 35°, γ = 19kN/m³, c' = 0kPa

5) FOUNDATION FOR GREEN TERRAMESH UNITS:
To achieve a suitable foundation for the GTM units, excavation must take place down to the levels indicated on the drawing and allow for the placement and compaction of a minimum 150mm thickness of selected granular material (e.g. 6I with assumed properties of Phi' = 35°, γ = 19kN/m³ and c' = 0kPa).

The proposed formation level should be carefully inspected by a representative of Geoman prior to construction. Any overburden encountered at or below formation level must be excavated out down to SANDSTONE BEDROCK (HUDDSERSFIELD WHITE ROCK FORMATION) and replaced with compacted granular fill (Class 6F2).

6) SITE / IN-SITU SOILS :
Foundation soil
SANDSTONE BEDROCK (HUDDERSFIELD WHITE ROCK FORMATION); this material is assumed to have the following minimum properties:
Φ' = 32°, γ = 19kN/m³, c' = 0kPa

Retained soil
medium dense to dense silty sandy GRAVEL (HUDDERSFIELD WHITE ROCK FORMATION); this material is assumed to have the following minimum properties:
Φ' = 30°, γ = 19kN/m³, c' = 0kPa

7) TYPICAL FRONT FACE STEP:
The Green Terramesh units have a front face angle of 70° to the horizontal. °. SFHW, Series 600 Cl. 622 (7) advice concerning restriction of compaction plant within 2m of the front face shall be followed. If face movement should occur, the next course shall be set back as necessary to ensure that overall face batter remains at or below 67°.

8) TEMPORARY STABILITY AND DESIGN OF TEMPORARY WORKS:
Temporary excavations can collapse rapidly and without warning. This solution is for the permanent works only, and is issued on the basis that a safe system of works is provided for construction. The Principal Contractor/ Green Terramesh installer must produce a method statement and risk assessment for the works, including consideration of any existing services. Temporary stability and design of any temporary works is outside our scope.

9) HEAVY CONSTRUCTION TRAFFIC OPERATING CLOSE TO THE GTM
It should be ensured that the face batter is not compromised by the use of heavy compaction plant or other machinery too close to the front face of the GTM. If construction plant is to traffic the crest area of the slope, a suitable haul road design must be undertaken and be set back an adequate distance from the rear of the slope (designed by others). If construction plant operates on the unprotected retained material, distortion/ bulging of the face may occur.

10) VEGETATION ESTABLISHMENT
Seeded topsoil should be placed in the face to achieve rapid vegetation. It should be ensured that the front face does not dry out in the first few months by watering as necessary. The front face should be kept moist until vegetation establishes.The Principal Contractor must accept it will be their responsibility to ensure successful vegetation achieved by careful construction, inclusion of suitable topsoil on face, appropriate planting and irrigation if this becomes necessary. Should, three months after completing construction, no significant vegetation be visible we recommend that the face of the Green Terramesh slope is hydro-seeded.

11) PEDESTRIAN PROTECTION
It is assumed a maximum 1.15m post and rail fence as pedestrian protection (designed by others) will be installed behind the GTM. Fence posts are to be fully concreted into minimum 0.7m long, 0.3mØ sleeves installed within the upper Green Terramesh unit.

Item	Material	Finish / Location
Green Terramesh unit	3mx2mx0.76m Green Terramesh Units (face angle = max 70°). Green Terramesh Light units shall be heavily galvanized with Galmac (Zn-5%Al alloy) in compliance with EN 10244-2. Approx. 300mm specified selected bagged topsoil, placed and lightly tamped in. Steel wire mesh of Light Green Terramesh has a minimum tensile strength of 35kN/m, test carried out according to EN10223-3:2013.	The face of the structure will be hydroseeded to achieve a "green face". See SK22-5482-P11-01, -02 & -03 for details.
Compacted granular fill	Compacted granular fill material which complies with Class 6I.	To be used as the levelling pad for the Green Terramesh and as the backfill to the Green Terramesh units, as well as partially making up the embankment above.
Pedestrian rail at the top of the Green Terramesh Units	A minimum 1.15m high post and rail fence is to be installed at the crest of the GTM slope. The posts are to be fully concreted into minimum 0.7m deep, 0.3m diameter void formers pre-installed into the backfill of the upper GTM unit during construction.	Timber post and rail fence (DMRB H15) located behind crest of GTM slope

GREEN FACE DETAIL
NTS

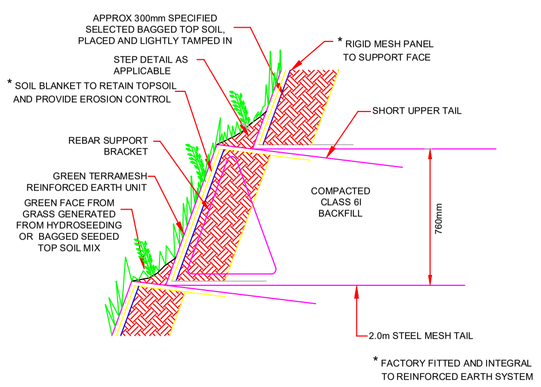

Status/Rev:	Description:	Drawn:	App.:	Date:
C		AMCK		06.05.25
B		AMCK		03.12.24
A		AMCK		27.11.24
0		AMCK		12.11.24

Drawing Title: AS BUILT GTM SLOPE SECTION C-C, D-D, & E-E			Designed: AC	06/05/25	BROAD OAK, LINTHWAITE
Scale @ A1: AS SHOWN	Unit: MM	Project Number: 22-5482-P11	Drawn: AMCK	Date: 06/05/25	Client: CASEY
Drawing Number: SK22-5482-P11-02	Revision: C		Approved: GM	Date: 06/05/25	Drawing Status: CONCEPT/PRELIMINARY ONLY ☐ FOR APPROVAL ☐ FOR CONSTRUCTION ☐ AS BUILT ☒

GEOMAN
T: +44 (0)2890 664 941
E: geoman@geoman.co.uk