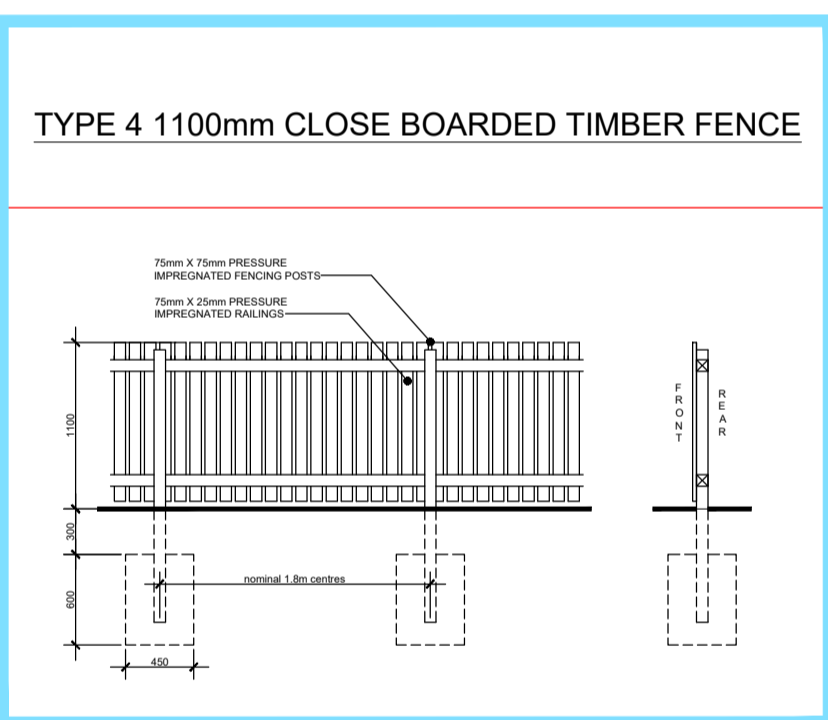
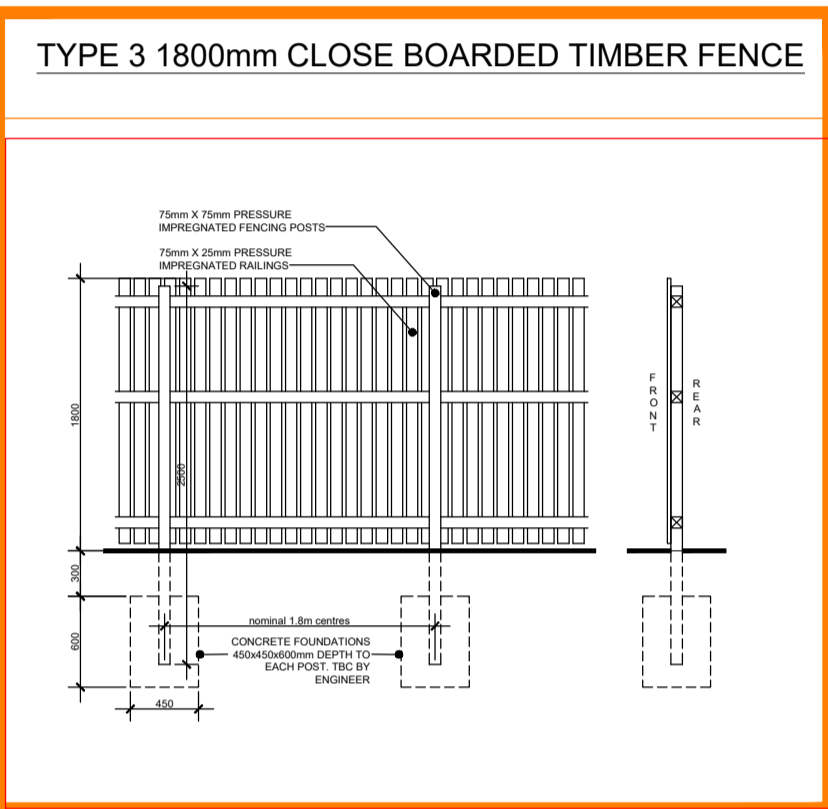
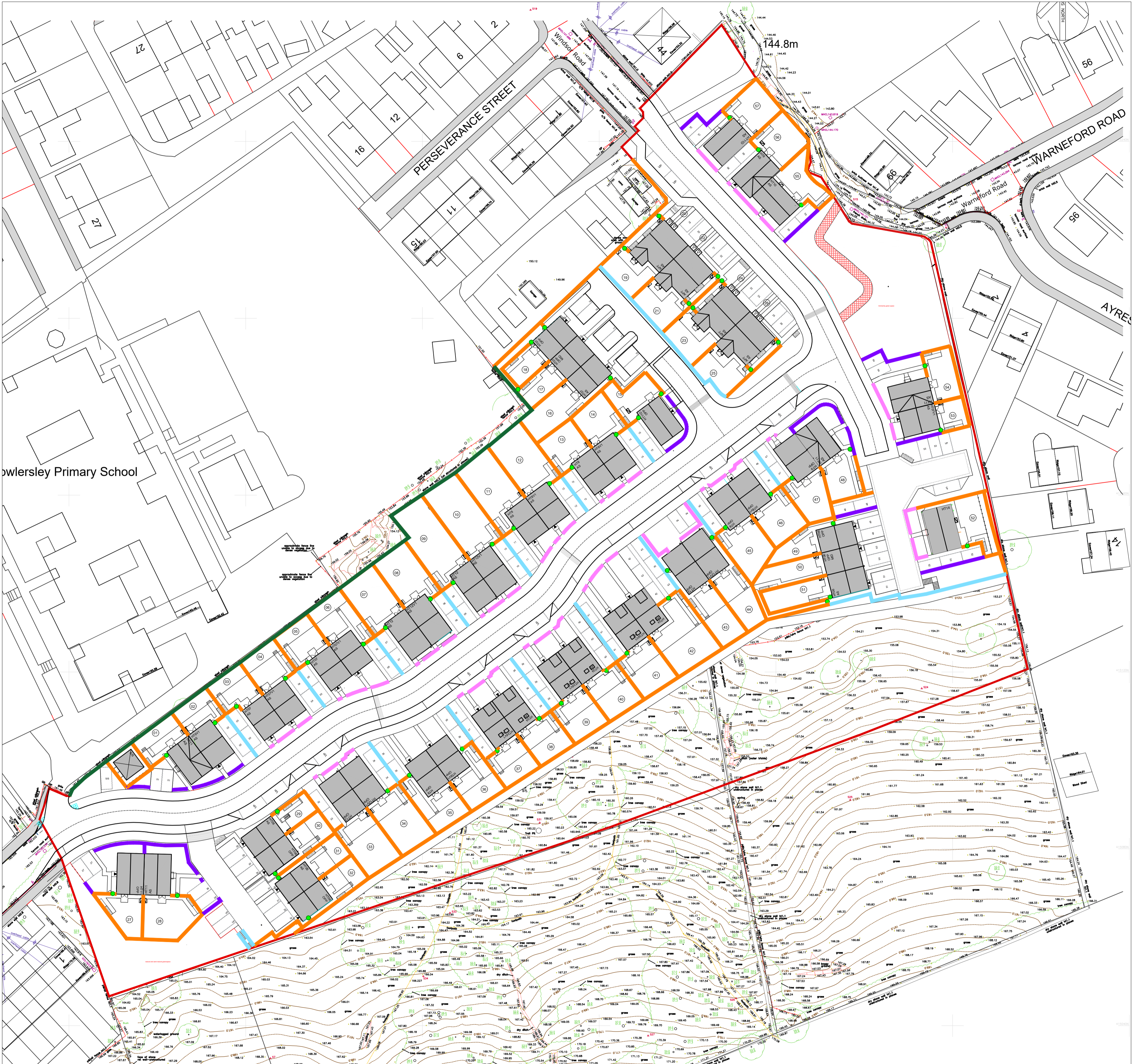


TYPE 2 DENSE HEDGE - 900-1100mm
 Native planting providing natural boundary with trainer post and wire fence within



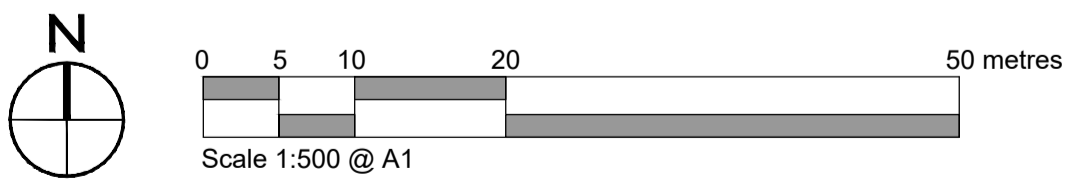
TYPE 5 2200mm CLOSE BOARDED TIMBER FENCE
 Refer to Noise Assessment for final details, double thickness solid timber fence specified with no gaps or holes and be fully sealed to the ground.
 (See noise report for specification)



DO NOT SCALE
 All dimensions to be checked on site and Architect to be notified of any discrepancies prior to commencement

DESIGNERS RISK ASSESSMENT
 Construction (Design and Management) Regulations 2015
 RESIDUAL RISKS

REF	DATE	DESCRIPTION
P3	28.03.25	Updated due to the layout change to the raised tables
P4	09.07.25	Updated due to the layout change
P5	15.09.25	Updated due to the layout change



PROJECT / CLIENT Kirklees Cluster Sites Main Avenue, Cowlesley		PROJECT NO. N81-3084	
DRAWING TITLE Proposed Boundary Treatment Plan		DRAWING STATUS Planning	
PROJECT LEADER GP		DRAWING NO. 105	
DRAWN BY GP		CHECKED BY IDP	
DATE 22.10.2024		DRAWING REVISION P5	
SCALE 1:500 @ A1		DATE 22.10.2024	



idp Partnership Northern, St. Jude's, Barker Street, Sheffield, Newcastle Upon Tyne, NE2 1AS T: 0113 2645442
 E: info@idpurban.com | W: idpurban.com