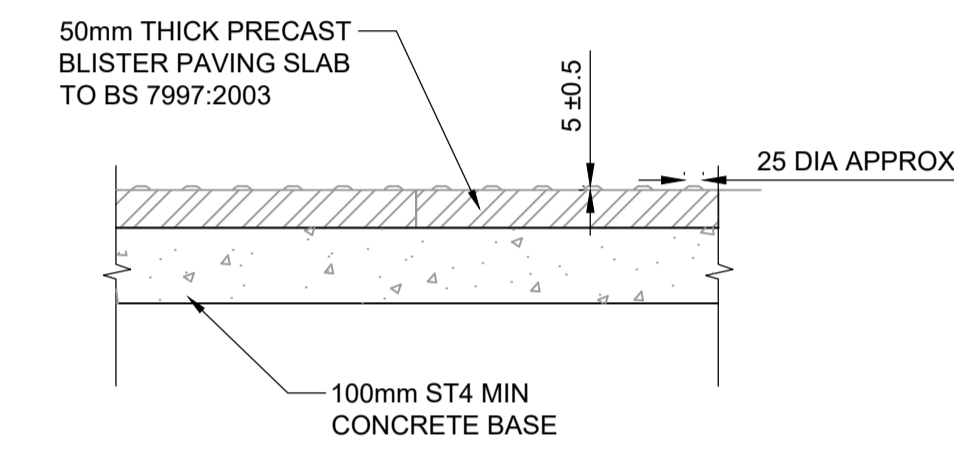
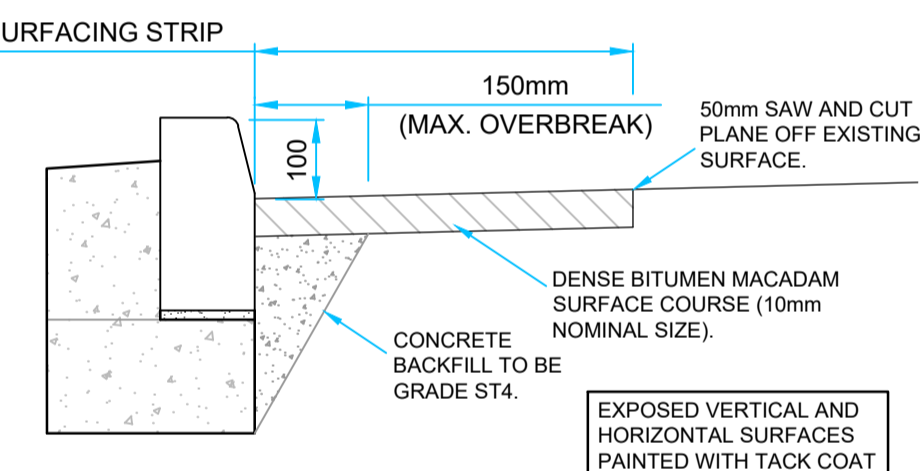


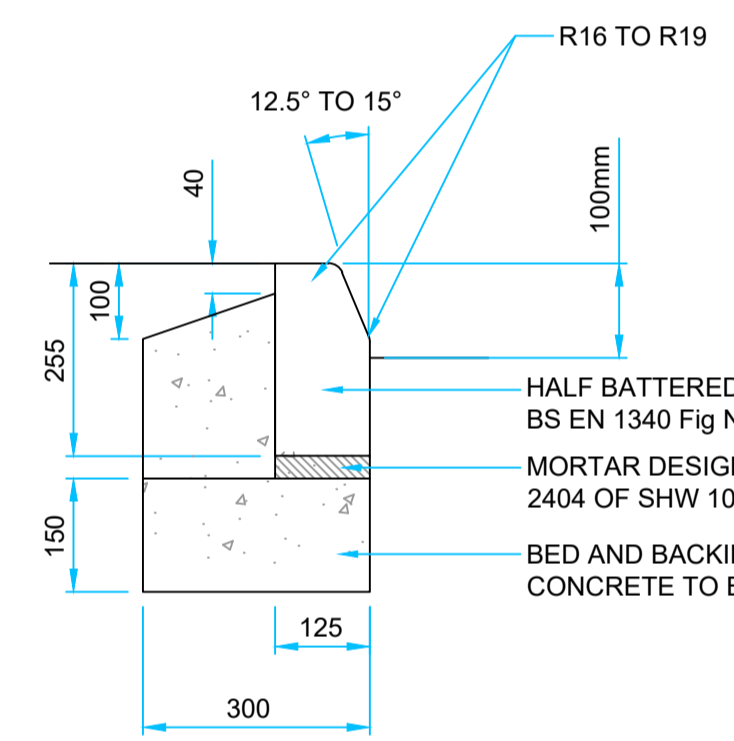
UNCONTROLLED CROSSING ARRANGEMENT
SCALE - 1:25



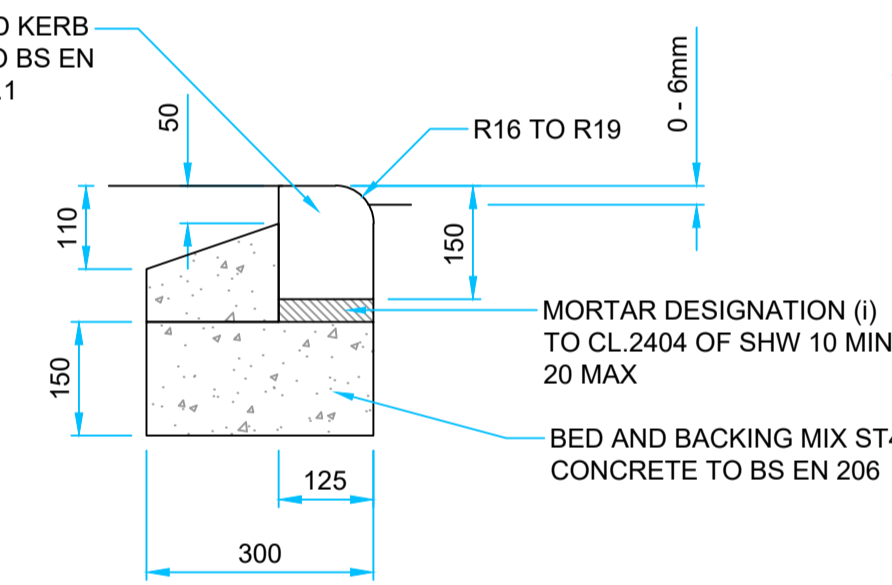
TACTILE PAVING
SCALE - 1:10



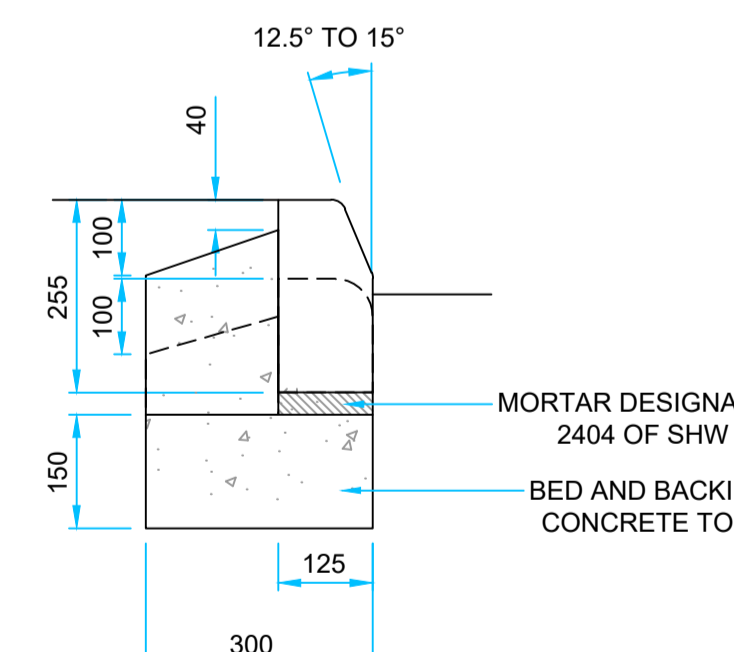
TYPICAL OVERBREAK DETAIL
SCALE 1:10



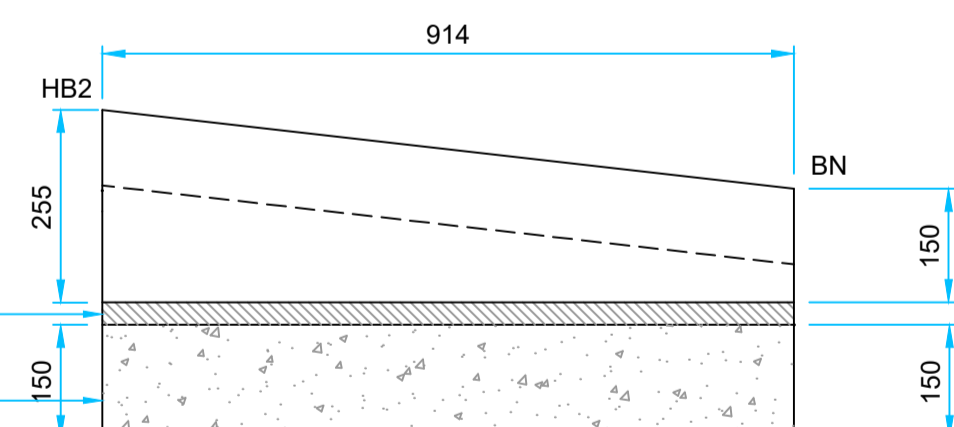
HALF BATTERED KERB (TYPE HB2)
SCALE - 1:10



BULL NOSED KERB (TYPE BN)
SCALE - 1:10



DROPPED TRANSITION KERB
SCALE - 1:10



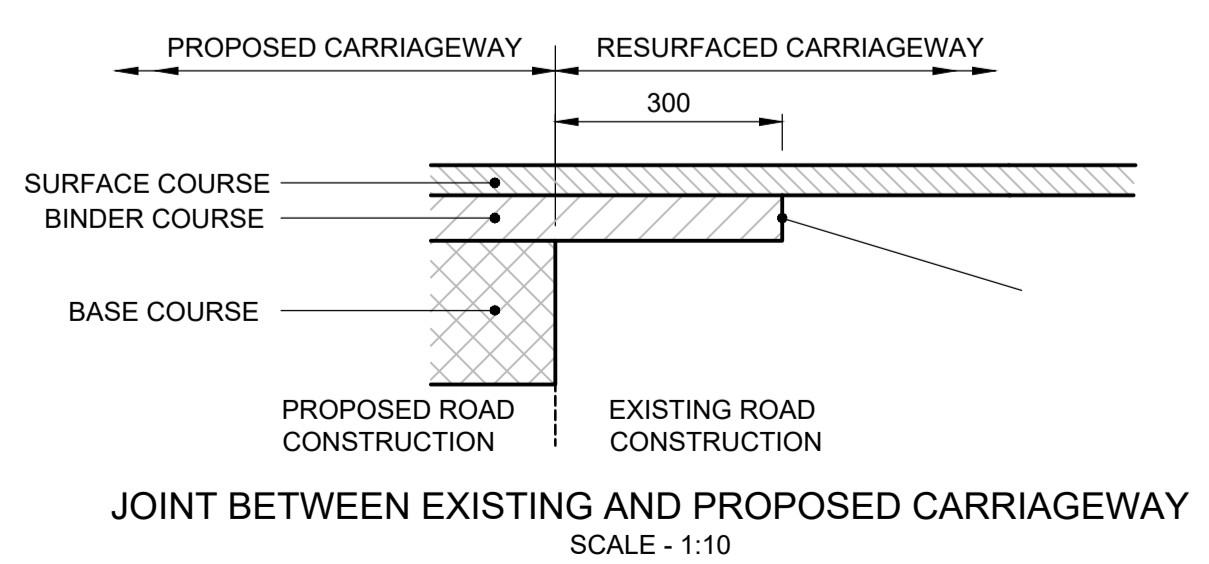
FLAT TOP EDGING (TYPE EF)
SCALE - 1:10

PAVEMENT TYPE P1 CARRIAGEWAY CONSTRUCTION >1m WIDE				
LAYER	SHW CLAUSE	MATERIAL	THICKNESS	SPECIAL REQUIREMENTS
SURFACE	906	AC10 DENSE SURF 100/150	30mm	10mm N.S. AGGREGATE MINIMUM PSV 65. BS EN 13108, PD 6691.
BINDER	906	AC20 DENSE BIN 100/150	55mm	BS EN 13108-1
BASE	906	AC32 DENSE BASE/BIN 100/150	85mm	BS EN 13108-1
SUB BASE*	803	GRANULAR MATERIAL TYPE 1	450mm	BASED ON 2.5% CBR

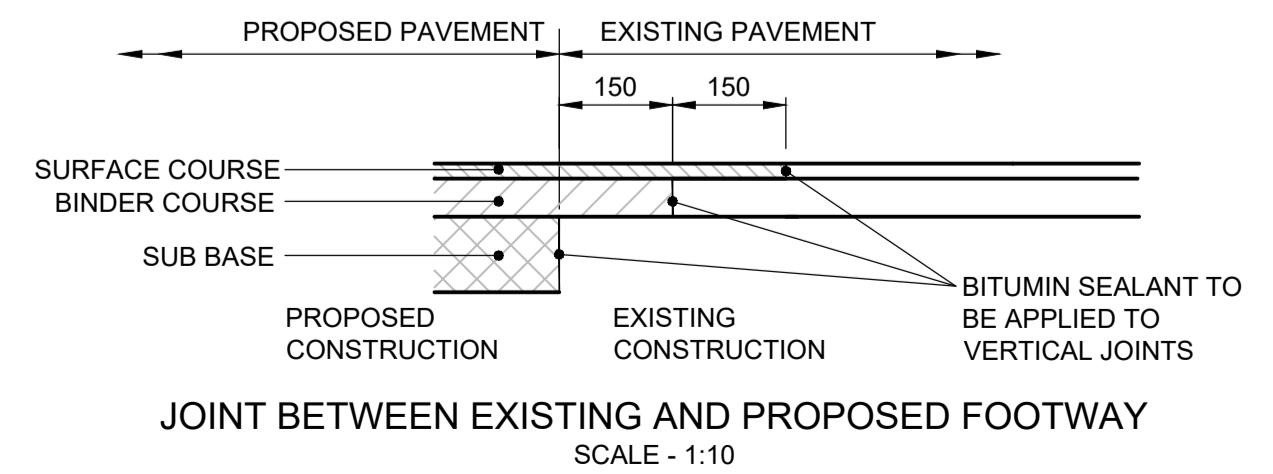
PAVEMENT TYPE P2 CARRIAGEWAY CONSTRUCTION <1m WIDE				
LAYER	SHW CLAUSE	MATERIAL	THICKNESS	SPECIAL REQUIREMENTS
SURFACE	942 AR	AC10 DENSE SURF 100/150	30mm	10mm N.S. AGGREGATE MINIMUM PSV 65. BS EN 13108, PD 6691.
BINDER	906	AC20 DENSE BIN 100/150	55mm	BS EN 13108-1
BASE	-	ST4 CONCRETE	450mm	

PAVEMENT TYPE P3 CARRIAGEWAY RESURFACING				
LAYER	SHW CLAUSE	MATERIAL	THICKNESS	SPECIAL REQUIREMENTS
PLANE OFF 30mm EXISTING				
SURFACE	942 AR	AC10 DENSE SURF 100/150	30mm	10mm N.S. AGGREGATE MINIMUM PSV 65. BS EN 13108, PD 6691.

PAVEMENT TYPE F1 FULL FOOTWAY CONSTRUCTION				
LAYER	SHW CLAUSE	MATERIAL	THICKNESS	SPECIAL REQUIREMENTS
SURFACE	1105	AC6 DENSE SURF 100/150	25mm	BS EN 13108-1
BINDER	1105	AC20 DENSE BIN 100/150	40mm	BS EN 13108-1
SUB BASE	803	GRANULAR MATERIAL TYPE 1	100mm	



JOINT BETWEEN EXISTING AND PROPOSED CARRIAGEWAY
SCALE - 1:10



JOINT BETWEEN EXISTING AND PROPOSED FOOTWAY
SCALE - 1:10

NOTES

- This drawing is to be read in conjunction with all relevant architect's and engineer's drawings.
- It is assumed that all works will be carried out by a competent contractor working, where appropriate, to an approved method statement.
- Where Kerbs are proposed and existing dropped kerbs are to be replaced with full height half battered kerbs please see Overbreak detail on the construction details

KEY

- Planning boundary
- Pavement Ref P1 Full Carriageway Construction (>1m wide)
- Pavement Ref P2 Full Carriageway Construction (<1m wide)
- Pavement Ref P3 Carriageway Resurfacing
- Pavement Ref F1 Full Footway Construction
- Carriageway Tie in Refer to 21312/D/703 for details New footway construction
- 450 x 450 x 65 buff coloured blister tactile pavers refer to AMA-21312-D-703 for details
- Half Battered Kerb Type HB2 100mm Upstand
- Bullnosed Kerb Type BN2 0 - 6mm Upstand
- Dropped Transition Kerb
- Flat Top Edging Type EF Laid Flush

AMA
ANDREW MOSELEY ASSOCIATES

Project: FENAY BRIDGE
Client: NEWETT HOMES
Drawing: S278 WORKS PAVEMENT CONSTRUCTION, KERBS & EDGING
Drawn By: AJA Date: AUG 2023
Checked: GS Scale: 1:200 A1
Drawing No: AMA/21312/D/722 Rev: -