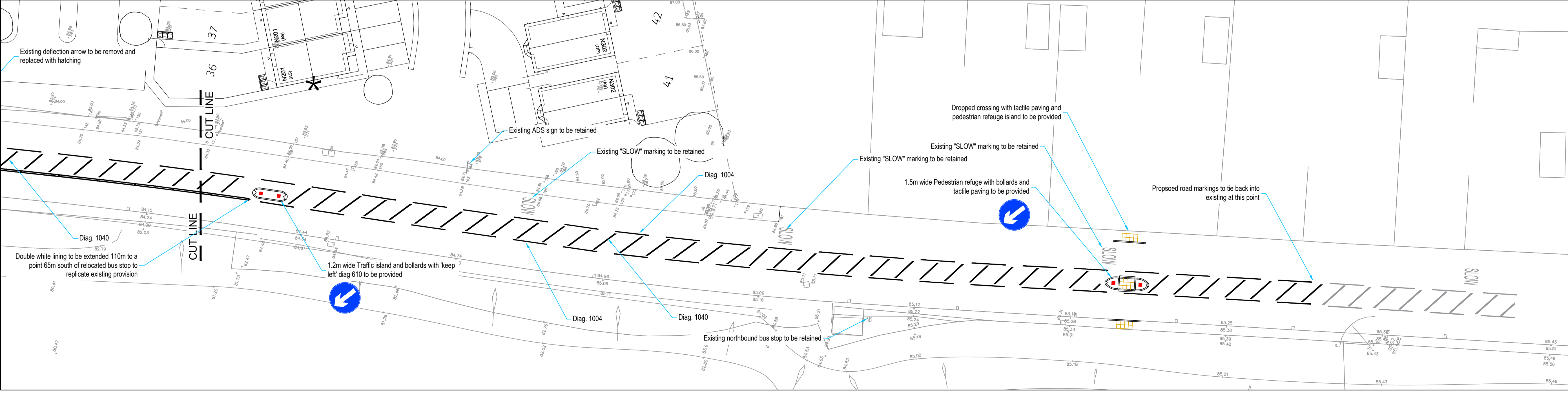
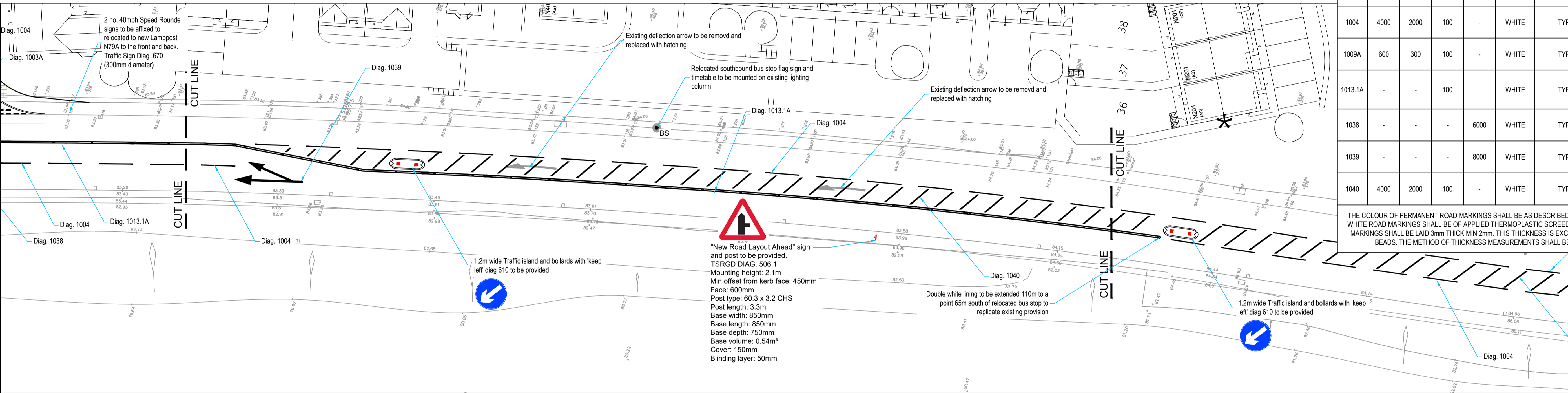
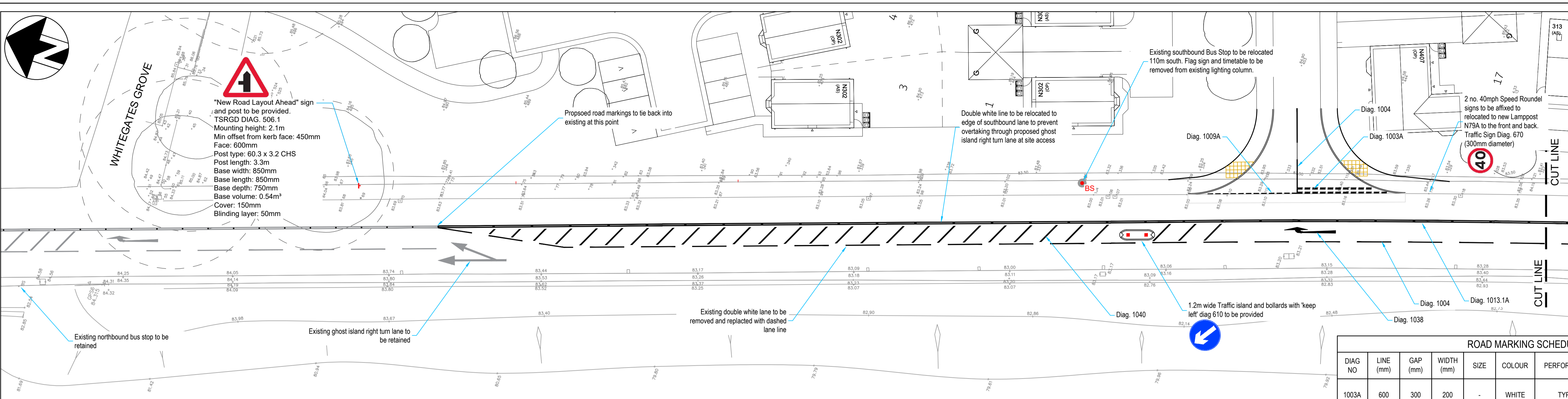


"New Road Layout Ahead" sign and post to be provided.
 TSRGD DIAG. 506.1
 Mounting height: 2.1m
 Min offset from kerb face: 450mm
 Face: 600mm
 Post type: 60.3 x 3.2 CHS
 Post length: 3.3m
 Base width: 850mm
 Base length: 750mm
 Base volume: 0.54m³
 Cover: 150mm
 Blinding layer: 50mm



- NOTES**
1. This drawing is to be read in conjunction with all relevant architect's and engineer's drawings.
 2. It is assumed that all works will be carried out by a competent contractor working, where appropriate, to an approved method statement.
 3. See Drawing AMA-21312-D-703 for Construction details
 4. All road markings shall be in accordance with the Traffic Signs Regulations and General Directions 2016.

- KEY**
- Planning boundary
 - BS Existing bus stop to be relocated
 - BS Relocated bus stop

ROAD MARKING SCHEDULE							
DIAG NO	LINE (mm)	GAP (mm)	WIDTH (mm)	SIZE	COLOUR	PERFORMANCE	COMMENTS
1003A	600	300	200	-	WHITE	TYPE 1	JUNCTION GIVE WAY MARKING. 300mm BETWEEN ROWS.
1004	4000	2000	100	-	WHITE	TYPE 1	LANE OR CENTRE OF CARRIAGEWAY MARKING (LESS THAN 40mph)
1009A	600	300	100	-	WHITE	TYPE 1	EDGE OF CARRIAGEWAY AT ROAD JUNCTION
1013.1A	-	-	100	-	WHITE	TYPE 1	NO OVERTAKING PERMITTED CENTRELINE - WHITE BI-DIRECTIONAL ROAD STUDS TO BE PROVIDED AT 4.5m SPACINGS
1038	-	-	-	6000	WHITE	TYPE 1	LANE DIRECTION ARROW
1039	-	-	-	8000	WHITE	TYPE 1	BIFURCATION ARROW
1040	4000	2000	100	-	WHITE	TYPE 1	HATCHING WHICH VEHICLE SHOULD NOT ENTER

THE COLOUR OF PERMANENT ROAD MARKINGS SHALL BE AS DESCRIBED IN THE SCHEDULE ABOVE. ALL PERMANENT WHITE ROAD MARKINGS SHALL BE OF APPLIED THERMOPLASTIC SCREED MATERIAL TO BS EN 1436. APPLIED SCREED MARKINGS SHALL BE LAID 3mm THICK MIN 2mm. THIS THICKNESS IS EXCLUSIVE OF SURFACE APPLIED SOLID GLASS BEADS. THE METHOD OF THICKNESS MEASUREMENTS SHALL BE IN ACCORDANCE WITH BS EN 1436

NEW ROAD LAYOUT AHEAD

SIGN TO DIAG 7014 TO BE PROVIDED IN ADVANCE OF NEW JUNCTION FOR A PERIOD OF 3 MONTHS FROM COMPLETION OF WORKS.
 LOCATION AND NUMBER OF SIGNS TO BE AGREED ON SITE WITH HIGHWAY OFFICER. SIGNS TO BE MOUNTED ON EXISTING LIGHTING COLUMNS

REV	DESCRIPTION	DATE	BY
P3	New Road Layout Ahead Sign added	10/09/24	AJA
P2	40mph speed sign number added	31/07/24	GS
P1	Traffic island with reduced to 1.2m	27/07/24	AJA
-	Preliminary - Initial Issue	10/02/23	AJA



Project: FENAY BRIDGE	
Client: NEWETT HOMES	
Drawing: S278 WORKS ROAD MARKINGS	
Drawn By: AJA	Date: MAY 2023
Checked: GS	Scale: 1:200
Drawing No: AMA/21312/D/1200	Rev: P3