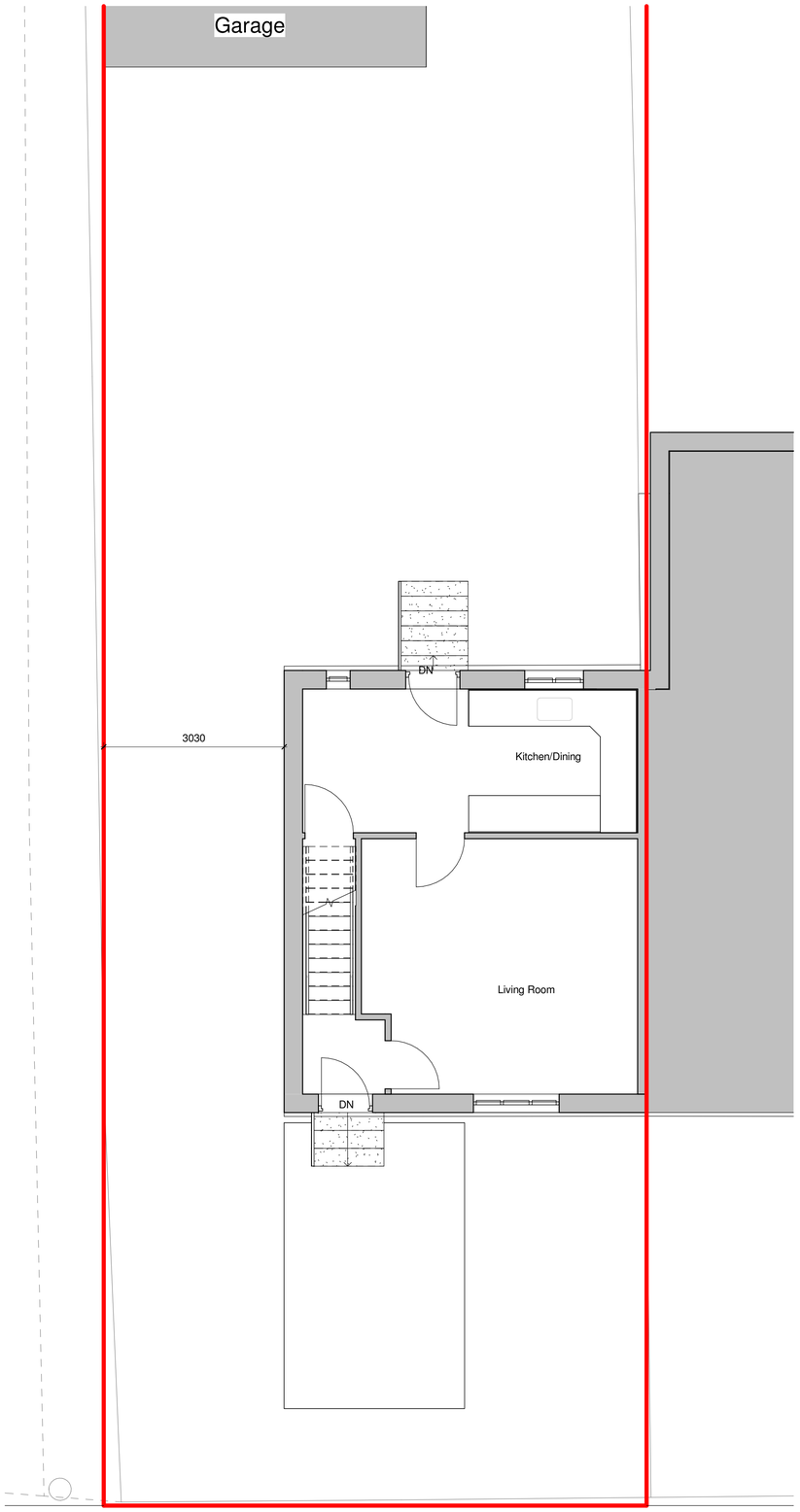

1 Level 0 Floor Plan
1 : 50

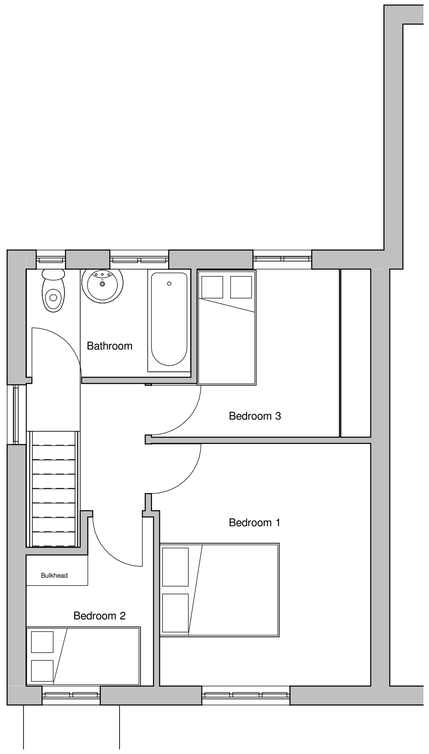

2 Level 1 Floor Plan
1 : 50

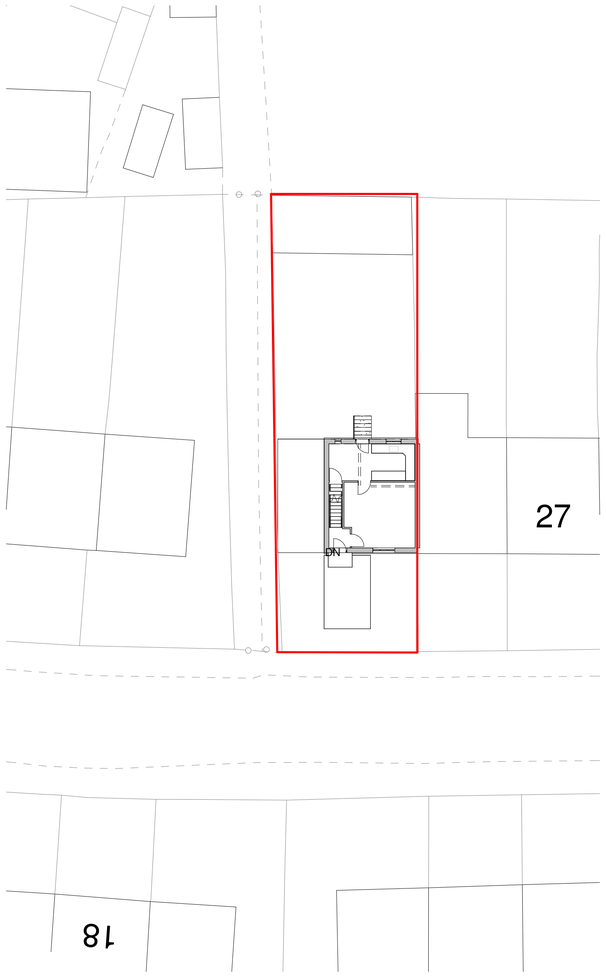

3 Site Plan
1 : 200

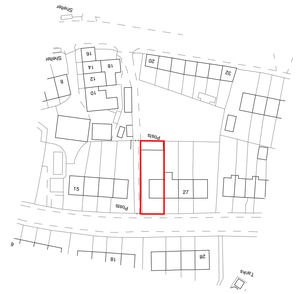

4 Location Plan
1 : 1250

Location Plan

North Point

The contractor must verify all dimensions on site before commencing any work orfabrication drawings. If this drawing exceeds the quantities taken in any way Unite Designs are to be informed before the work is initiated. Only figured dimensions are to be taken from this drawing. Do not scale off this drawing. Drawings are based on Ordnance Survey and / or existing record drawings - design and drawing content issubject to detailed Site Survey, Structural Survey, Site Investigations, Planning and Statutory Requirements and Approvals. Authorised reproduction from Ordnance Survey Map with permission of the Controller of Her Majesty's Stationery Office.Crown Copyright reserved. Unite Designs Copyright.

Drawing
Notes:

Rev:	Description	Revised By:	Issue Date:

Project:
23 Victory Ave

Drawing
Existing Floor Plans

Scale: As indicated@A1 | Original Issue Date:

Original Drawn MI | Original Checked

Drawing
UD-580-02

Revision:

Reason For Issue:
PLANNING

Unite Designs

T: 01484 501108
Mannan_i@hotmail.co.uk