
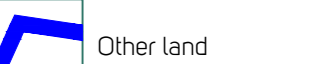
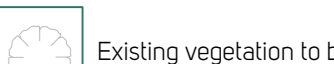
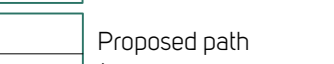




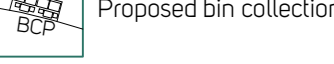
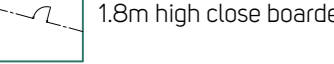
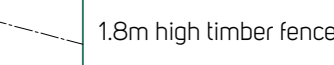
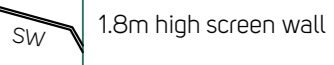
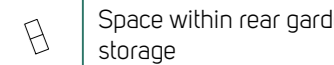

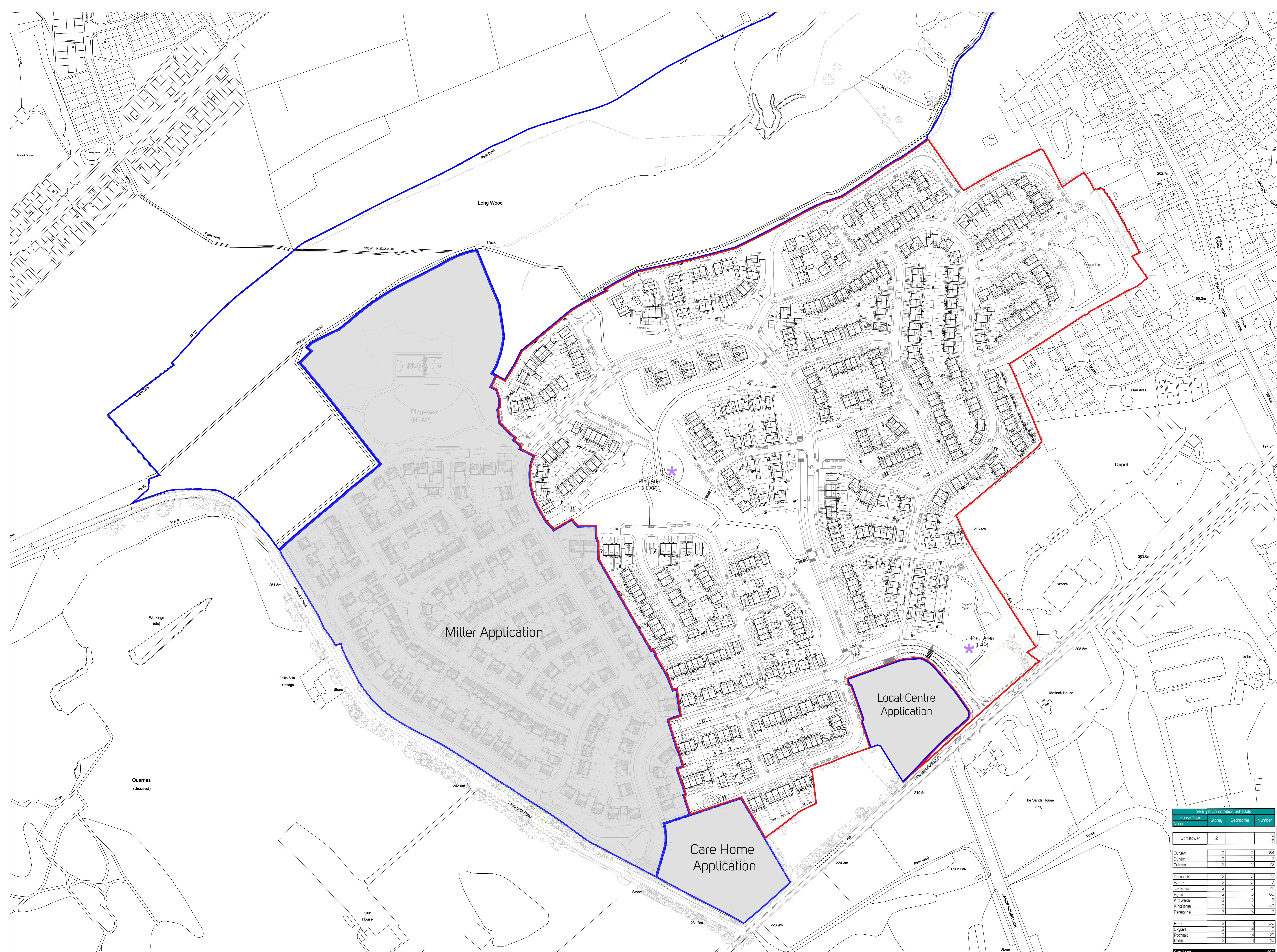


- Key
-  Application boundary
  -  Other land
  -  Existing vegetation to be retained
  -  Proposed path (refer to detailed landscape plan)
  -  TPO
  -  Existing stone walls
  -  Proposed bin storage point
  -  Proposed bin collection point
  -  1.8m high close boarded timber gate
  -  1.8m high timber fence
  -  1.8m high screen wall
  -  Space within rear garden for cycle storage
  -  Storage tanks
  -  LAP / LEAP



Vistry Accommodation Schedule

House Name	Type	Storey	Bedrooms	Number
Corrillower		2	1	15
Curlew		2	2	64
Dunlin		2	2	7
Fulmar		2	2	72
Dunrack		2	3	41
Eagle		2	3	7
Jackdaw		2	3	41
Egret		2	3	65
Killwake		2	3	3
Kingfisher		2	3	49
Pheasantry		3	3	9
<b>Site Total</b>				<b>469</b>