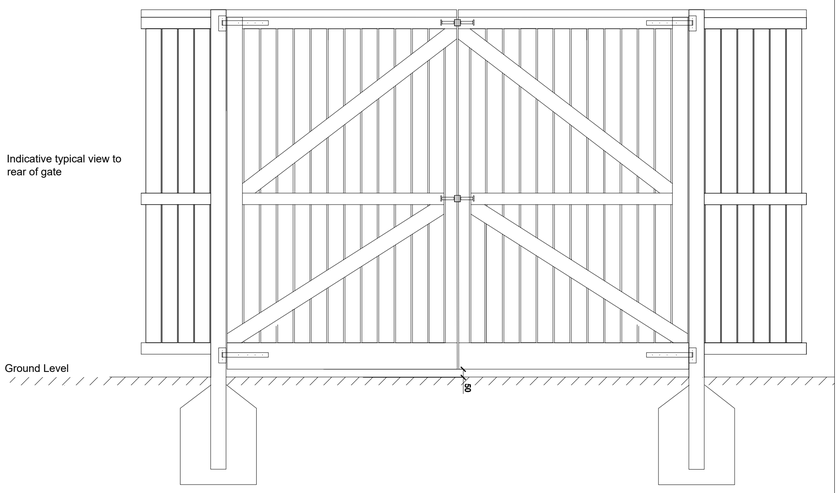

A GATE - Rear View Elevation
Scale 1:20

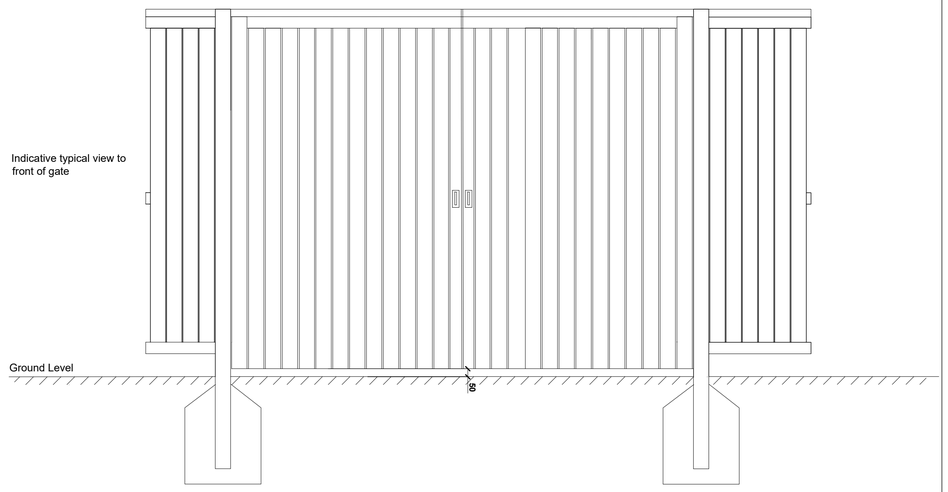

B GATE - Front View Elevation
Scale 1:20

GENERAL NOTES

- Drawing for Planning purposes only
- Ecus drawing/ document references:
HBS-ECS-Z0-SL-DR-L-00001 General Arrangement
HBS-ECS-Z0-SL-DR-L-00002 Planting Plan sheet
HBS-ECS-Z0-SL-DR-L-00003 Outline Soft Specification & Maintenance Schedule
- Refer to Arboriculture Report "XXXX" for details of existing vegetation to be retained and protection measures. All works within the vicinity of the existing trees to be overseen by an appointed qualified Arboricultural consultant acting as ECoW in accordance with the Arboricultural Method Statement.
- Site Layout provided by BGH Ltd on drawing no: HBS-BGH-Z0-XX-DR-C-0021 P01
- Building foundations to be confirmed by Engineer with reference to planting proposals and NHBC guidance (or alternative where applicable). Tree locations to be fully co-ordinated once building foundation depth are confirmed. Requirements for root barriers to be confirmed by an engineer.
- Refer to Engineer's details for level and drainage information
-Levels to be confirmed following coordination with the design team.
-Levels to be verified by the contractor with any variations to be reported to the drainage engineer
- For lighting proposals, see "HBS-KCE-XX-XX-D-E-6310" produced by Kaizen Consulting Engineers
- Setting out on site to be agreed with Landscape Architect
- Check all dimensions on site.
- Do not scale from this drawing
- Report any discrepancies and omissions to Ecus Ltd
- This drawing is Copyright
- All levels indicative only. Extrapolated from site levels. All require to be checked.
- All details subject to approval by the local authority for the discharge of relevant planning conditions.

3RD-PARTY INFORMATION
NB This drawing includes information provided by independent surveyors and / or consultants, to whom all queries shall be made. Ecus Ltd can accept no liability for its context or accuracy.

DESIGN
Unless stated otherwise, the designs shown are subject to detailed site survey, investigations, and legal definition, the CDM regulations and the comments and / or approval of the various relevant Local Authority Officers, Statutory Undertakers, Fire Officers, Engineers and the like. They are copyright, project specific and confidential. No part is to be used or copied in anyway without the express prior consent of Ecus ltd.

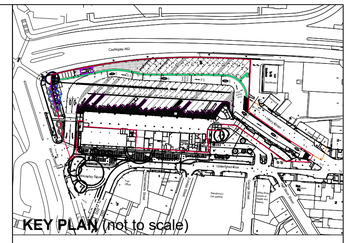

TREE NOTES:
Note that all tree and shrub locations are subject to coordination with services, to be undertaken by others. **The requirement for root barriers is to be confirmed by an engineer.**
Note that it is best practice that root barriers are required to extend 2m beyond the mature canopy spread of new trees to protect all structures and hard landscape elements, such as highways, services and buildings. In addition, root barriers are required for all new trees within 5m of highways - e.g. GreenBlue Urban 'Reroot 2000' or similar. Depth of tree root barrier to be confirmed by an engineer once services design has been produced at construction detail. Install to manufacturer's and engineer's guidance.

CDM - Risks / Hazards

1. Proposed locations of landscape elements shown are subject to the presence of below ground services. A detailed survey is to be undertaken and necessary method statements prepared and approved prior to undertaking any excavations / work within this area.
2. Care to be taken when working in proximity to the surrounding existing roads.
3. Care to be taken when clearing the existing site due to the potential presence of needles, litter etc.

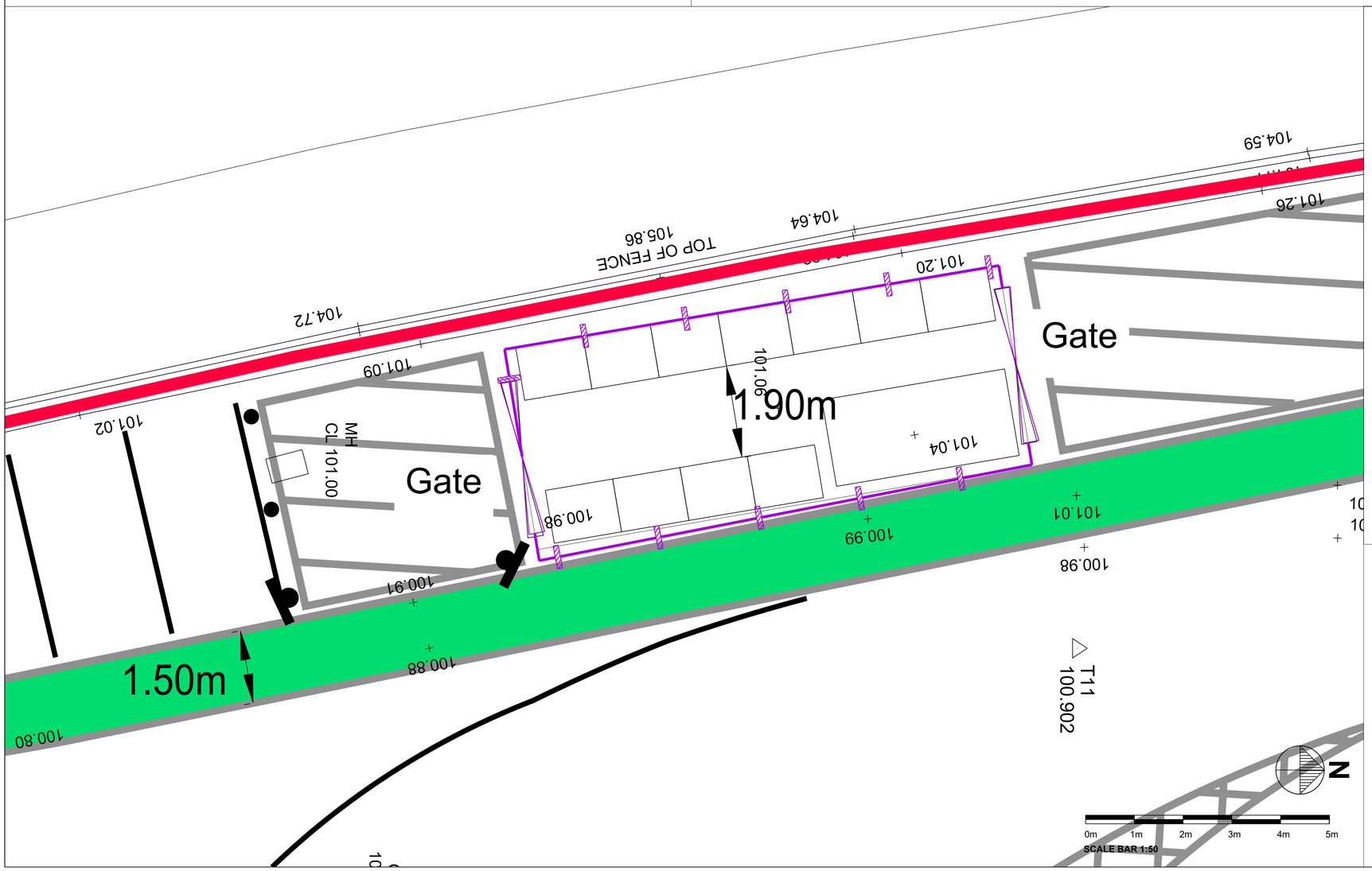

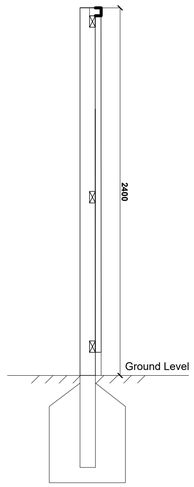

C CLOSE BOARDED FENCE - section
Scale 1:20

ID	RISK	MITIGATION	DATE OF MITIGATION
RESIDUAL PROJECT RISKS			

REV	DATE	DRAWN BY	CHECKED BY	REVISION COMMENT
P02	25.06.24	JS	Ecus	Bin store layout updated
P01	17.06.24	TAB	Ecus	Preliminary

DRAWING STATUS: Preliminary

ecus
Brook Holt
Blackburn Road
Sheffield S61 2DW
Tel. (0114) 2669292
www.ecusltd.co.uk

Job
HUDDERSFIELD BUS STATION, UPPERHEAD ROW, HUDDERSFIELD

Title
Typical Details - Bin Store

Drawn by	Date	Scale
JS	Mar 24	As shown at A1

Drg. no.	Revision
HBS-ECS-Z0-SL-DR-L-00004	P02