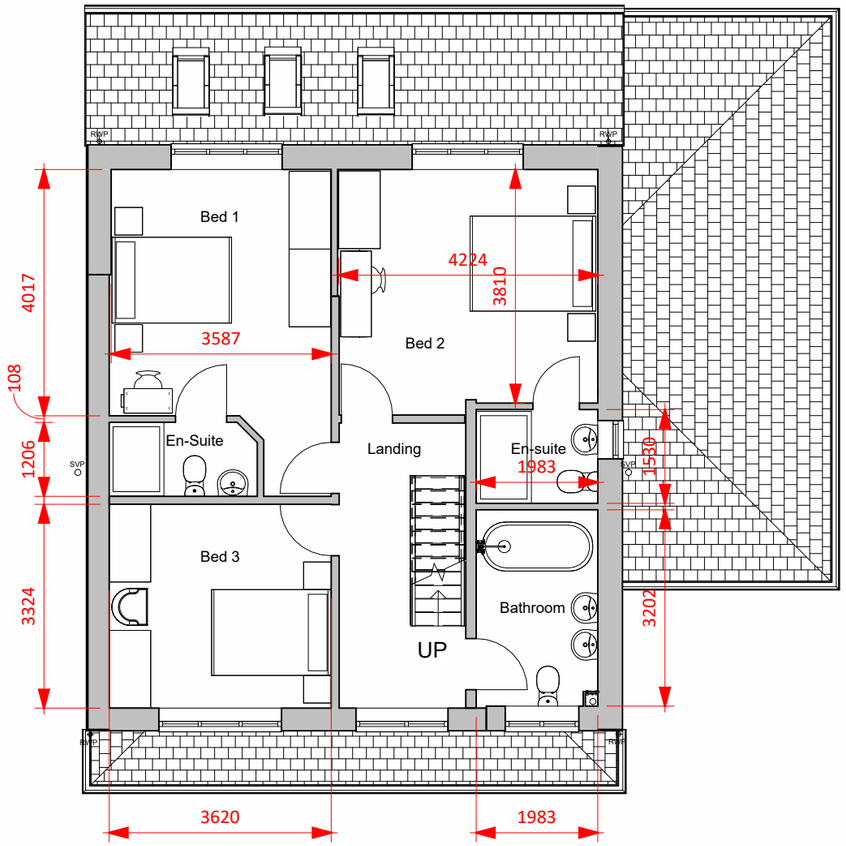

1 03b FF Proposed

1 : 100





NOTES

- Do not scale from this drawing.
- Due the nature of the project (existing property) dimensions may vary on site to those shown.
- The contractor and any specialist designers are responsible for checking all dimensions, tolerances etc before works commence or any materials are ordered / manafactured
- Any discrepancies to be reffered to the designer.
- Refer to structural engineers drawings for all structural elements. Structural elements denoted on this drawing are for information only.
- All dimensions are structural i.e. before plaster or other finishes unless stated therwise

-This drawing is copywright of Stonehouse Architectural Ltd and must not be reproduced without authorisation.

STONEHOUSE & CO
ARCHITECTURAL DESIGN

T:07745 806369
E:ben@stonehouseandco.co.uk
W:www.stonehouseandco.co.uk

No.	Description	Date
1	updated with client comments	04.06.24

PURPOSE OF ISSUE
Planning

PROJECT
8 Roman Ave

SHEET
Proposed Sheet 3

CLIENT
Mr & Mrs Conroy

Date	Project number	Scale (@ A3)
16.05.24	J24-051	1 : 100

Drawn by	DRAWING NUMBER	REV
bl	P12	1