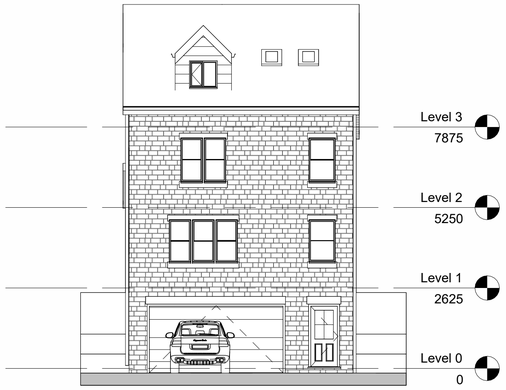

Front Elevation - East

1 : 100

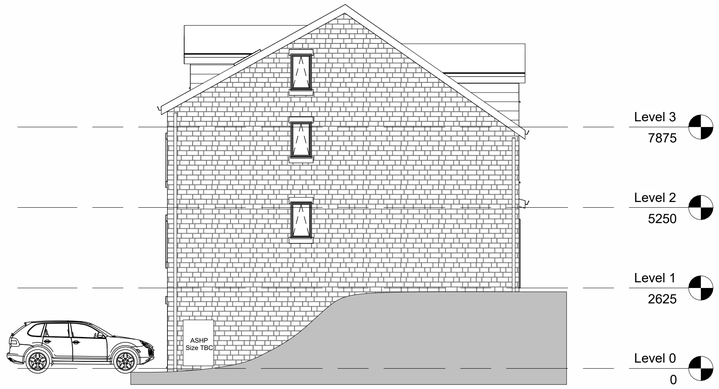

Side Elevation - North

1 : 100

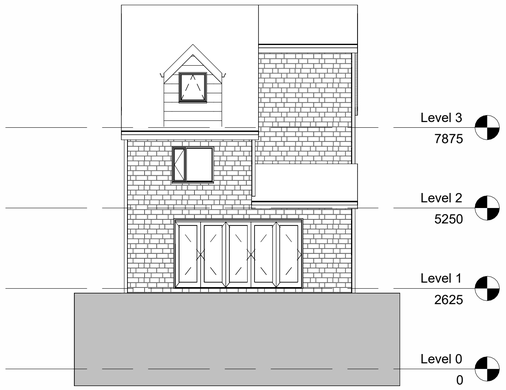

Rear Elevation - West

1 : 100

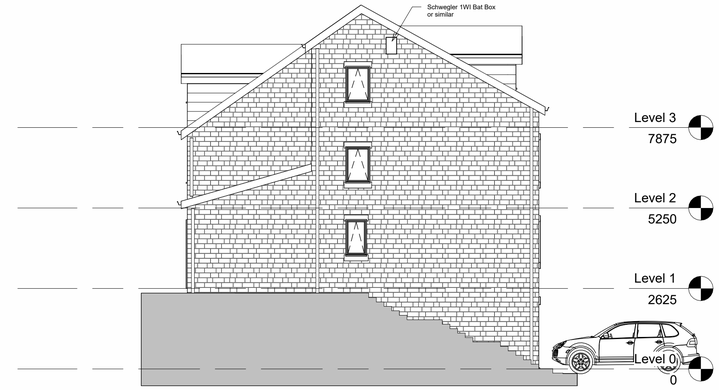

Side Elevation - South

1 : 100



3D View 1



3D View 2



3D View 3



3D View 4

THIS DRAWING AND ALL INFORMATION WITHIN IS COPYRIGHT OF STUDIO J ARCHITECTS LTD.

IT IS NOT TO BE USED BY ANY THIRD PARTIES FOR ANY PURPOSES WITHOUT THE EXPRESS PERMISSION OF STUDIO J ARCHITECTS LTD.

NOTES

PLEASE DO NOT SCALE DIRECTLY FROM THIS DRAWING

MAIN CONTRACTOR TO CHECK ALL MEASUREMENTS ON SITE PRIOR TO CONSTRUCTION.

THE SITE PLAN IS BASED ON THE INFORMATION PROVIDED VIA THE ORDNANCE SURVEY PLAN AND SUBJECT TO A DETAILED SITE SURVEY.

THE LAYOUT OF THE GARDEN IS AN INDICATION ONLY, ALL MEASUREMENTS (POSITIONS OF WALLS, PATHS, MANHOLES.) MUST BE CHECKED ON SITE AND NOT TAKEN FROM THIS DRAWING.

STRUCTURAL ENGINEER TO PROVIDE ALL STRUCTURAL DETAIL DESIGN AND CALCULATIONS, WHERE REQUIRED.

MAIN CONTRACTOR TO ENSURE ALL MECHANICAL AND ELECTRICAL SPECIFICATIONS ARE IN LINE WITH APPROVED DOCUMENTS PARTS B, L, F & P AND INSTALLED BY COMPETENT PERSONS.

ALL NEW LIGHTING TO USE ENERGY EFFICIENT BULBS (WITH APPROPRIATE IP RATINGS FOR BATHROOMS & EXTERNAL USE).

MATERIALS KEY

WALLS TO BE NATURAL STONE

STONE HEADS & CILLS TO BE NATURAL STONE

ROOF TO BE NATURAL GREY SLATE

UPVC FACIAS, SOFFITS & RWPS TO BE ANTHRACITE GREY

DORMER CLADDING TO BE GREY COMPOSIT

WINDOWS / DOORS TBC

FOR BUILDING REGULATIONS

Revisions:

Rev. A: 29.04.24 - Amends after video call with client
Rev. B: 08.05.24 - Minor amends to L2 windows and added ASHP
Rev. C: 10.06.24 - Changed rear walls from render to stone
Rev. D: 01.08.24 - Bat box noted
Rev. E: 12.09.24 - Amends as per comments from planning officer

PROJECT

150 SOMERSET ROAD

DRAWING TITLE

PROPOSED ELEVATIONS

DRAWING NO	SCALE
772 - 002 - REV E	As indicated @ A1

DRAWN BY	Date
T.B	19.04.24

Studio J Architects
The Junction
Charles Street
Horbury
Wakefield
WF4 5FD

Tel: 0113 2449905

www.studio-j.co.uk

Studio J Architects