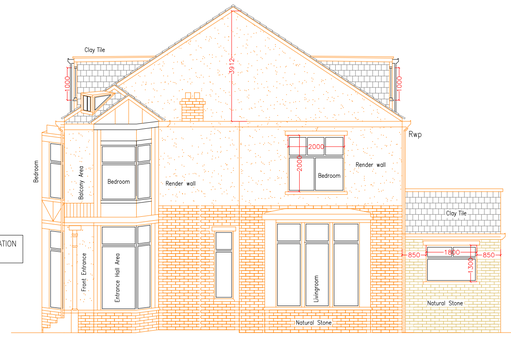

PROPOSED FRONT SOUTH ELEVATION
SCALE 1:100

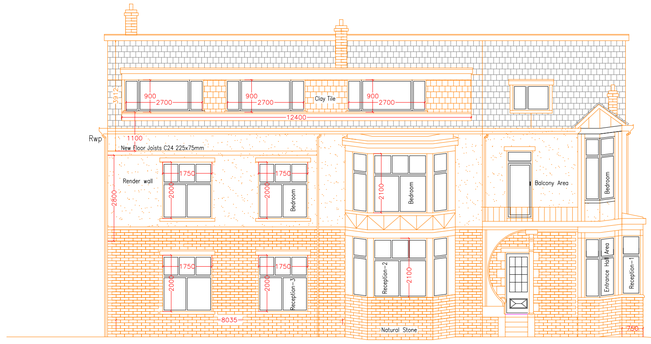

PROPOSED WEST ELEVATION
SCALE 1:100

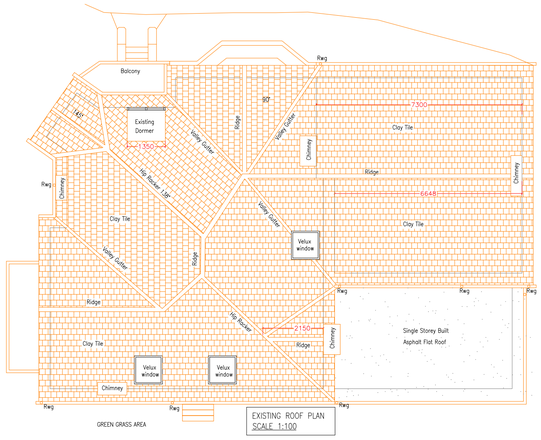

EXISTING ROOF PLAN
SCALE 1:100

EXISTING FRONT SOUTH ELEVATION
SCALE 1:100

EXISTING WEST ELEVATION
SCALE 1:100

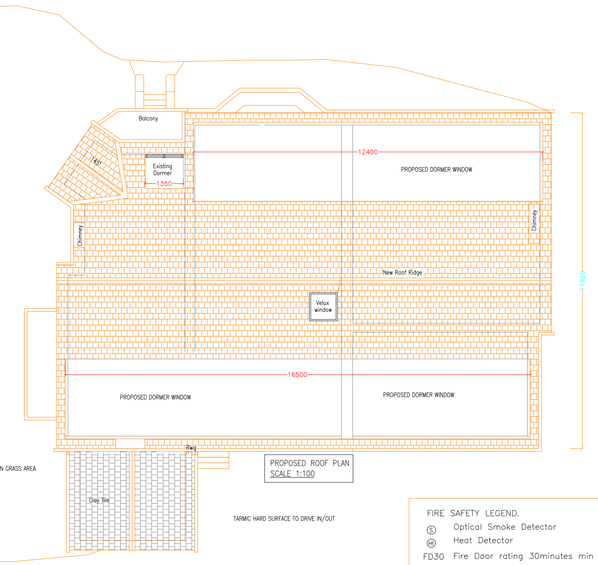

PROPOSED ROOF PLAN
SCALE 1:100

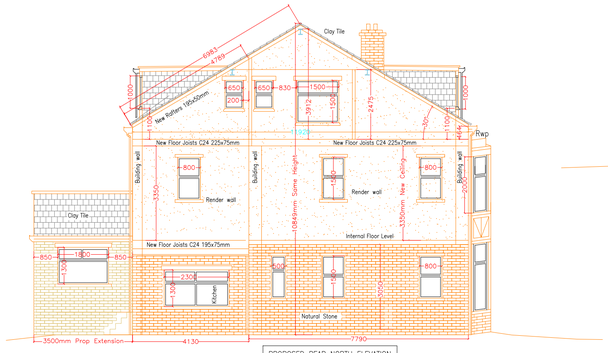

PROPOSED REAR NORTH ELEVATION
SCALE 1:100

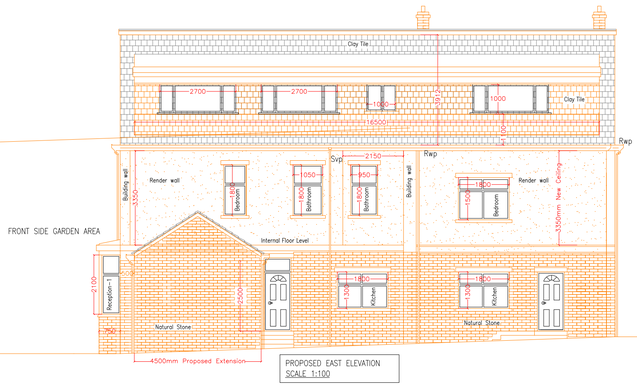

PROPOSED EAST ELEVATION
SCALE 1:100

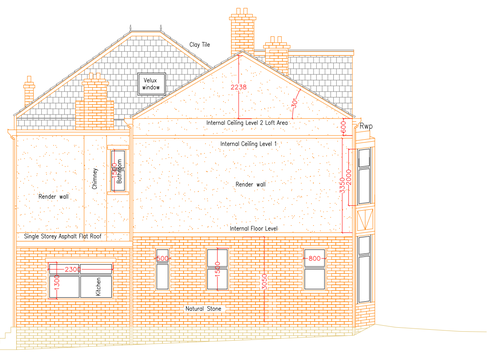

EXISTING REAR NORTH ELEVATION
SCALE 1:100

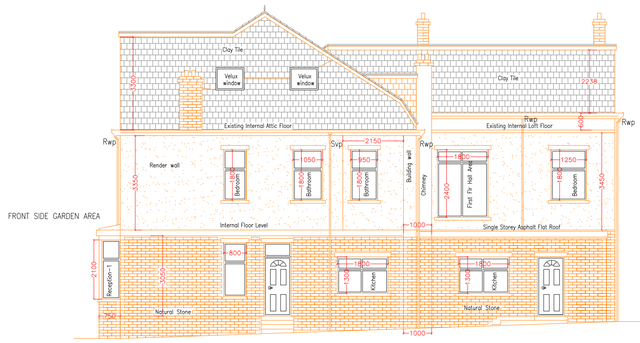

FRONT SIDE GARDEN AREA

EXISTING EAST ELEVATION
SCALE 1:100

DORMER CONSTRUCTION(WARM ROOF) FALL 150mins
NURALITE SHEET OR CHIPPING BEDDED IN BETUMEN ON 3 LAYER HIGH PERFORMANCE ROOFING MEMBRANE TO EXCEED BS–747 ON 18mm EXTERIOR GRADE SHEATHING PLYWOOD DECK ON 50x50mm COUNTER BATTENS AT 400mm c/c ON 50x175mm JOISTS AT 400mm c/c WITH TR21 135mm KINGSPAN INSULATION FITTED IN BETWEEN THE RAFTER AND 10mm PLASTERBOARD AND SKIM CEILING. FASCIA STOOD OFF 25mm ALL AROUND WITH FLYSCREEN TO ALLOW VENTILATION OVER INSULATION. FELT CARRIED UP 300mm UNDER SLATES. ROOF TO FALL TO FRONT. 100x100mm CORNER POSTS, 100mm PVC HALF ROUND GUTTER, 63 PVC RWP. THE WHOLE OF THE ATTIC TO BE INSULATED WITH 150mm INSULATION KINGSPAN.
SPIKE TO JOISTS 100x250@400mm c/c. SPIKE TO PURLIN SPANING 4.0Metre AND HEAD.
RELOCATED LOWER PURLIN & BOLTED TO TOP PURLIN HEAD & CORNER POSTS 150x100mm. EXTERNAL GRADE 10mm PLYWOOD TO CHEEKS LATERAL RESTRAINT.
SLATES AS EXISTING TO CHEEKS ON BATTENS & SARKIN FELT.
RACKER 250x100. VERTICAL HUNG SLATES ON BATTENS ON SARKING FELT TO BS–747 ON CHEEK STUDS 50x100 @ SUPALUX FIRE RESISTANCE BOND ON STUDDING STRUCTURAL 400c/c WITH 100mm INSULATION BETWEEN 10mm EXTERNAL GRADE SHEATHING PLYWOOD STIFFENER AND 10mm PLASTERBOARD AND SKIN INTERNALLY. BLACK FINISH SVP ABOVE EAVES LEVEL. LEAD FLASHING AND SOAKERS ALL ROUND DORMER. STUB PURLINS 100x275. 100mm TP10 KINGSPAN INSULATION 100mm BETWEEN JOISTS STUDS ON VISQUEEN MEMBRANE. FASCIA BOARD 25x150. 2700x1000mm DOUBLE GLAZED WINDOWS (UPVC) WITH 500mm BOTH ENDS OPENING.

Dormer Kingspan Thermaroof TR21 135mm in between Roof Joists for Flat Roof.

Thermawall TP10 100mm Kingspan Insulation in Dormer wall and Kooltherm K7 150mm

Pitchroof to attain U–value .16W/m2K

FLOOR JOISTS
18mm Floor Deck on 195 x 75mm at 400mm c/cl C16 Timber with 100mm kingspan TP100 insulation Laid between + Fixed on Battens. Ensure a 150mm minimum Air space/Gap between the joists and 10mm oversite concrete oversite on 150mm inert and compact Hardcore at Damp proof membrane. U–value 0.020w/sp.m/deg.k

LIGHTING AND SOCKETS.
1 in 4 Energy efficient light fittings (Non–interchargeable) to be provided to BS5266.
All lighting and wiring work done commence certificate Regulation Act2005
Switches and plugs to be provided, number and position to clients choise. Height of the plugs and switches to be between 450mm and 1200mm from finished floor level.
All Electrical work required to meet the Requirements of Part P (Electrical Safety) must be designed, installed, inspected and test by a person competent to do so, and Certificate to be provided on completion.

FIRE SAFETY LEGEND.
S Optical Smoke Detector
H Heat Detector
FD30 Fire Door rating 30minutes min

AI_CAD_DESIGN
BRADFORD WEST YORKSHIRE

CONSTRUCTION CONSULTANTS AND
BUILDING SURVEYORS
582 GREAT HORTON ROAD
BRADFORD BD7 3EU
TEL (01274) 447699 MOBILE : 07727182285
E-mail : amjidm130@gmail.com

CLIENT/PROJECT

Mr HASSAN AKHTAR

583 BRADFORD ROAD, OAKENSHAW,
WEST YORKSHIRE, BD12 7EJ

TITLE

ALL SIDES EXISTING AND PROPOSED ELEVATIONS

DRAWING STATUS		DRAWING No
FOR APPROVAL		A1-CAD/03
DRAWN	M.AMJID	Sheet 3 of 3
DATE	02/01/2024	
SCALE	1:100 @ A1	REVISION /