

LOCATION PLAN  
1:1250@A3



This drawing is the property of Concept - Architecture & Planning Ltd. This drawing should not be reproduced without receiving their written permission.

Concept - Architecture & Planning Ltd. can not be responsible for the accuracy or scale of base plans submitted to them.

Contractors must verify all dimensions and levels on site prior to the commencement of any works or making shop drawings. If any discrepancies are found, they are to be reported to Concept - Architecture & Planning Ltd. before any work commences.

Where applicable, dimensions and details to be read in conjunction with specialist consultant drawings. Any discrepancies to be reported to the contractor before any works commence.

Do not scale off drawing, work to figured dimensions only.

The owner and or main contractor are responsible for obtaining all necessary services information for; water supply pipes & water mains, foul & surface water drains & sewage pipes, gas supply & main pipes, electricity supply & cables underground/above ground & all telecoms & I.T. equipment on/immediately around the site and which might be effected by the proposed building works.

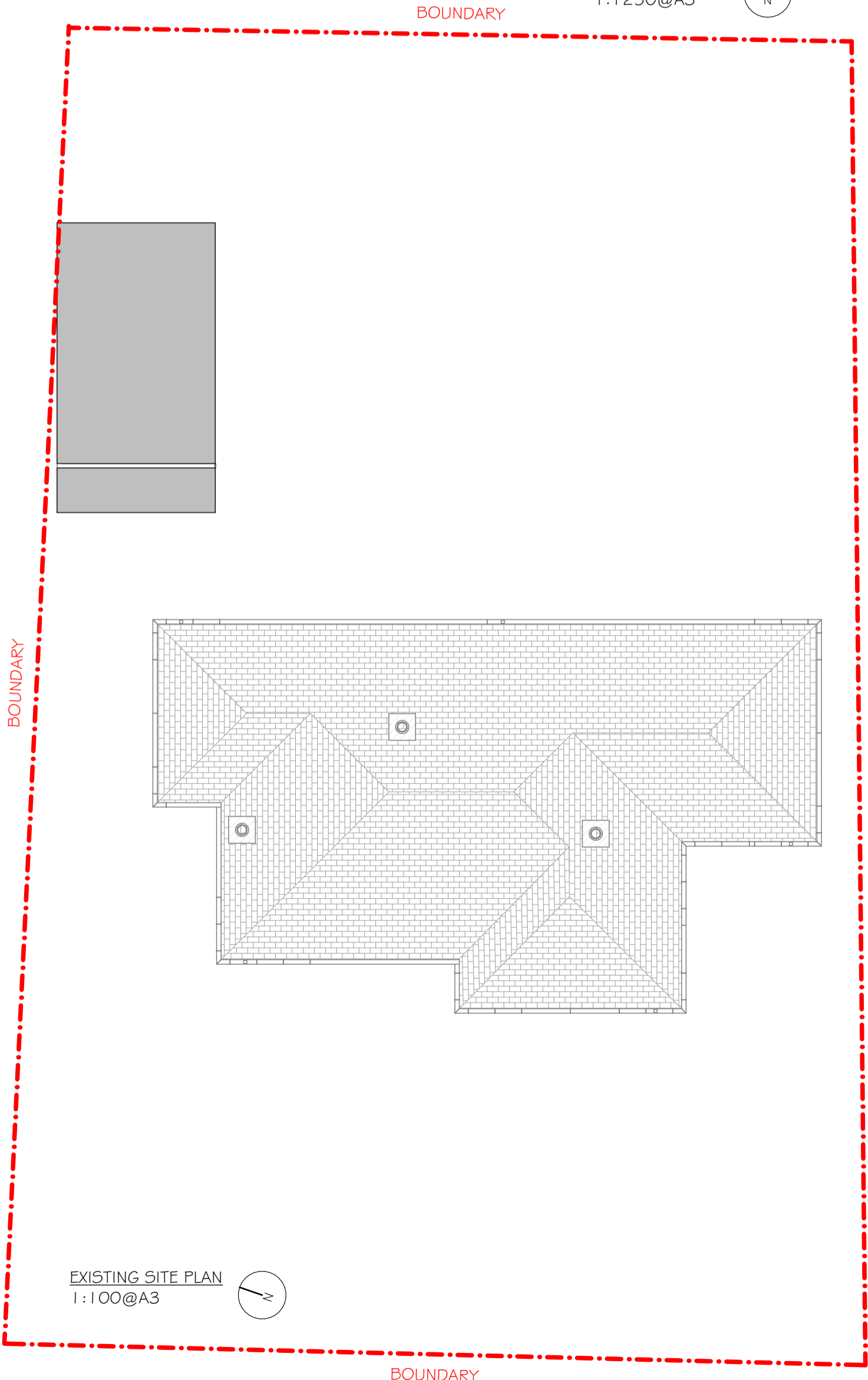
Any services indicated on the drawings & their position & size etc. must be checked & established by the main contractor. The contractor must either allow a contingency for the possible moving of services or note exclusions in their tender.

CDM 2015 Regulations

The construction and Design Management (CDM) Regulations 2015 apply in full to all construction works.

The client must now appoint and instruct a principle Designer and Principle Contractor.

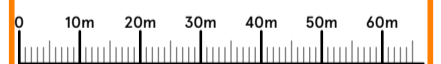
Concept Architecture and Planning Ltd can act as the Principle Designer under the instruction and appointment from the client.



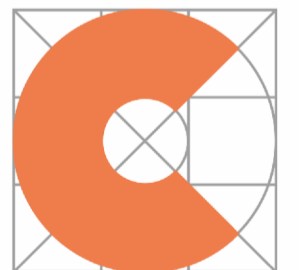
EXISTING SITE PLAN  
1:100@A3



Rev No.	Date	Revisions	Dr	Ch



Scale - 1:1250 @ A3



**CONCEPT**  
ARCHITECTURE & PLANNING LTD

www.concept-design-ltd.com

E-mail: info@concept-design-ltd.com

Project - LOFT CONVERSION WITH REAR DORMER AND SINGLE STOREY REAR EXTENSION

Client - 6 LATHAM LANE, GOMERSAL, BD19 4RX, Mr. T. Barker

Title - EXISTING SITE & LOCATION PLAN

Drawn/Checked - J.W. Dwg. Status - PLANNING

First Issue - APRIL 2024 Scale - 1:1250-100@A3

Job No.	Drawing No.	Revision No.
23-245	01	