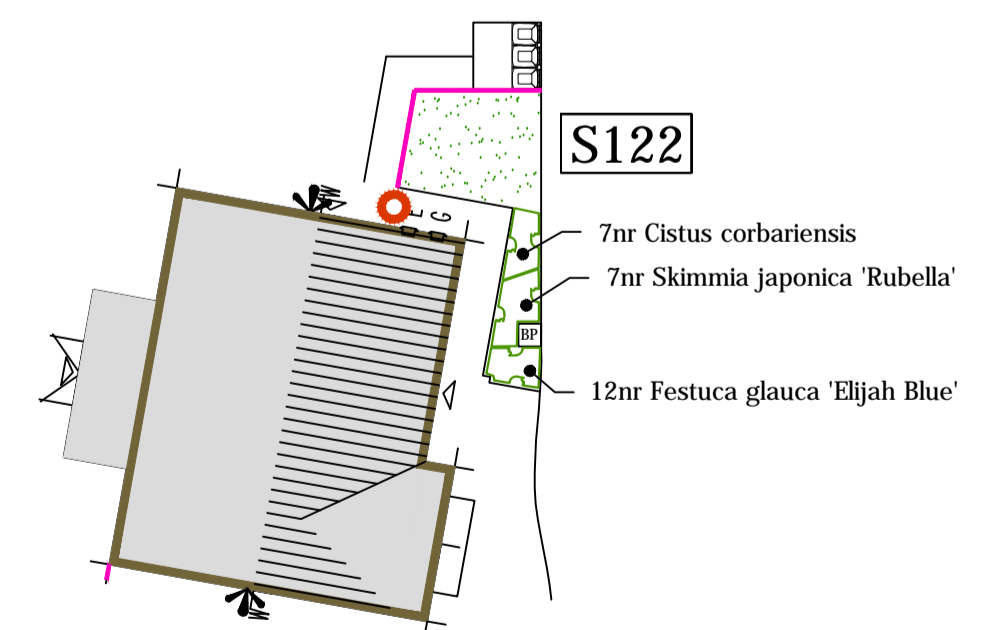


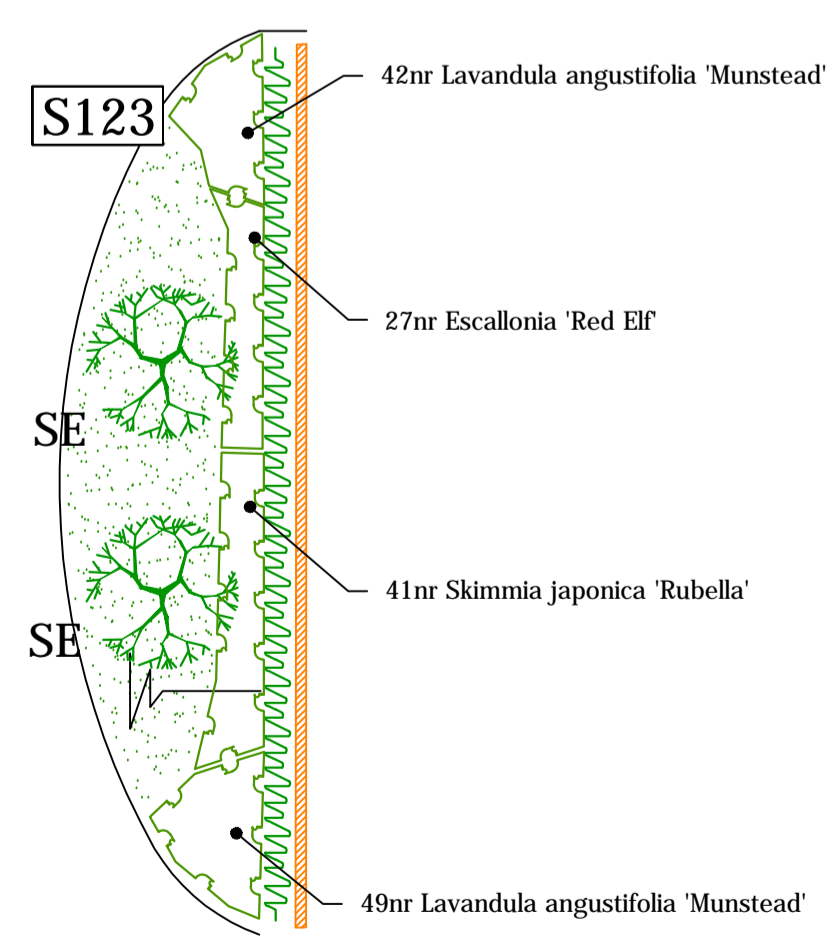
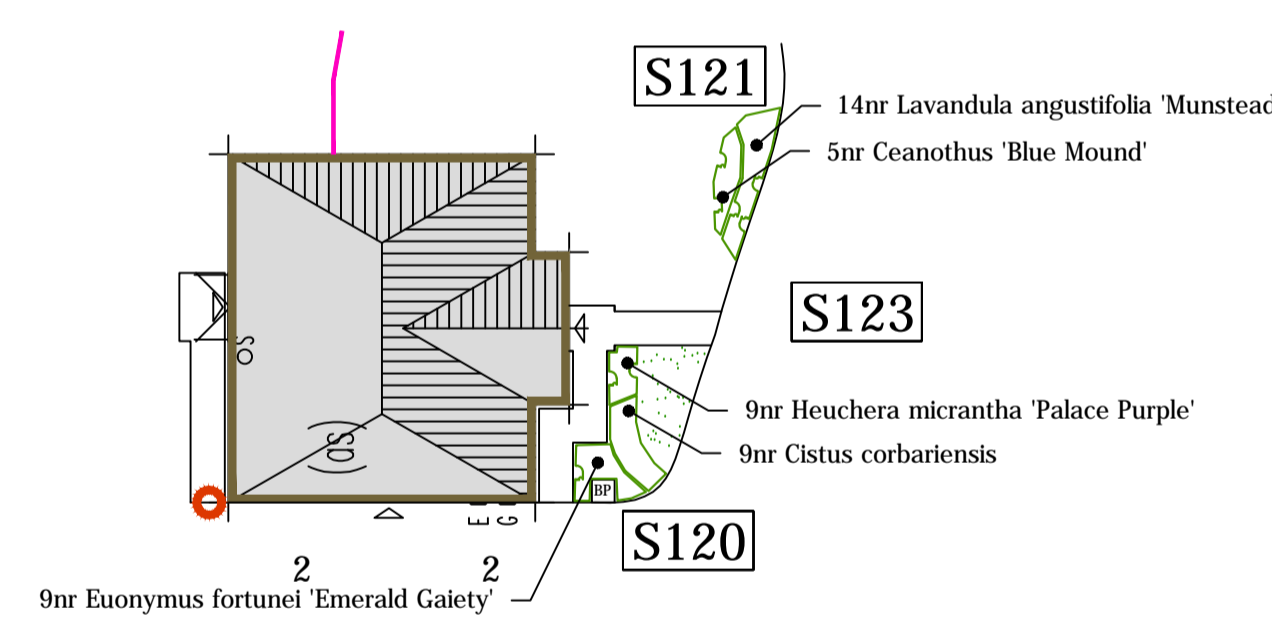
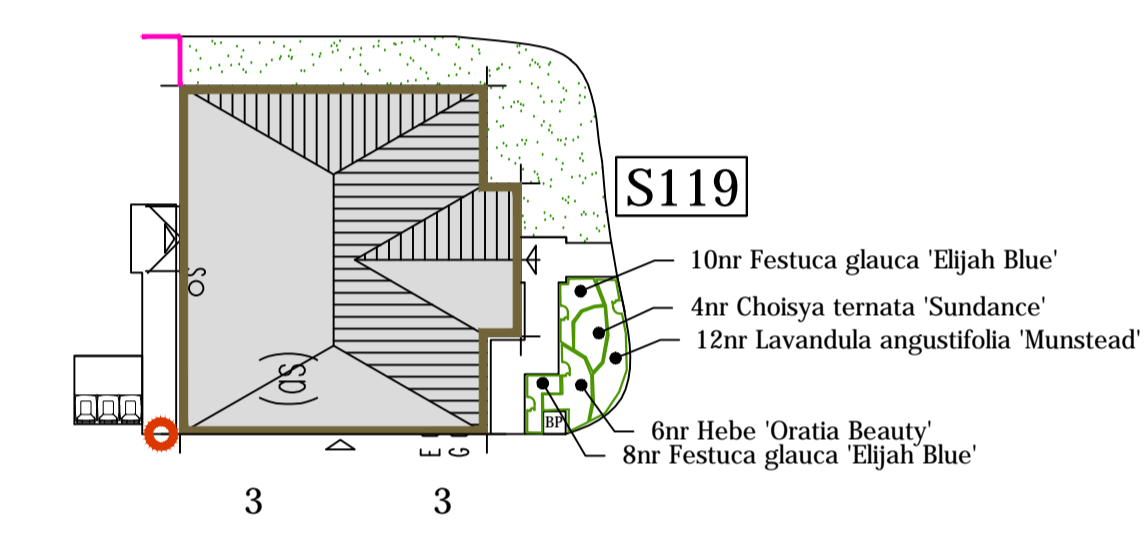
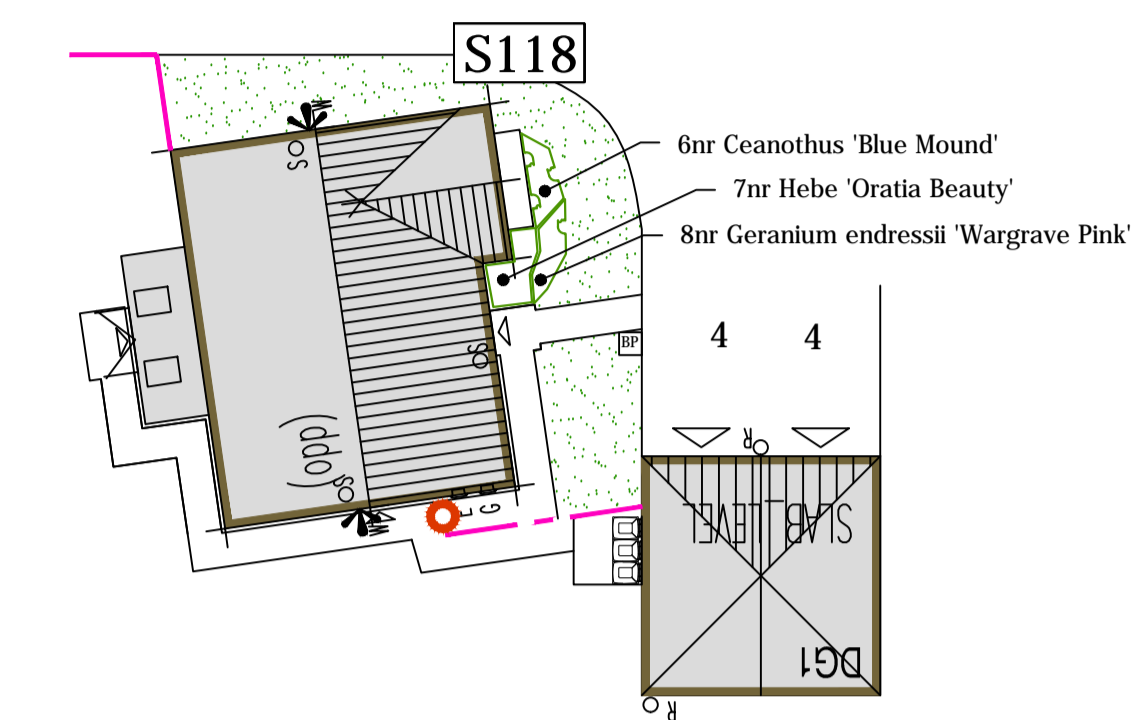
1:250 SITE LAYOUT



- KEY**
- Existing trees & hedges to be retained with root protection area - RPA in brown
  - Existing trees & hedges to be removed.
  - Proposed heavy standard (12-14cm girth) tree
  - Proposed Beech hedging
  - Proposed ornamental shrub planting
  - Proposed turf
  - Rear gardens



1:200 PLANTING DETAILS



PLANTING SCHEDULES

SHRUB SCHEDULE

| ORNAMENTAL PLANTING SCHEDULE |   |            |        |         |
|------------------------------|---|------------|--------|---------|
| Herbaceous                   |   |            |        |         |
| Nr                           | Name                                      | Ht in cm   | Pot(L) | Density |
| 30                           | <i>Festuca glauca</i> 'Elijah Blue'       |            | 3L     | 9.00    |
| 8                            | <i>Geranium endressii</i> 'Wargrave Pink' |            | 3L     | 6.00    |
| 9                            | <i>Heuchera micrantha</i> 'Palace Purple' |            | 3L     | 9.00    |
| Shrub                        |   |            |        |         |
| Nr                           | Name                                      | Ht in cm   | Pot(L) | Density |
| 11                           | <i>Ceanothus</i> 'Blue Mound'             | 30-40cm    | 3L     | 4.00    |
| 4                            | <i>Choisya ternata</i> 'Sundance'         | 30-40cm    | 3L     | 4.00    |
| 16                           | <i>Cistus corbariensis</i>                | 30-40cm    | 3L     | 5.00    |
| 27                           | <i>Escallonia</i> 'Red Elf'               | 50-60cm    | 3L     | 4.00    |
| 9                            | <i>Euonymus fortunei</i> 'Emerald Gaiety' | 20-30cm(D) | 3L     | 6.00    |
| 13                           | <i>Hebe 'Oratia Beauty'</i>               | 30-40cm    | 3L     | 4.00    |
| 117                          | <i>Lavandula angustifolia</i> 'Munstead'  | 25-30cm    | 3L     | 6.00    |
| 48                           | <i>Skimmia japonica</i> 'Rubella'         | 30-40cm    | 3L     | 4.00    |

All shrub material shall be first quality, sturdy, well rooted non-refrigerated stock with well branched heads and fibrous root systems. Shrubs shall be planted into 450mm good quality fibrous topsoil incorporating organic compost and slow release fertiliser in accordance with all good horticultural practice. All plant material shall be a minimum of 3L pot size unless otherwise specified and conform to BS3936 Part 1 and BS 4428. Finished beds shall be lightly forked over and dressed with 50mm coarse forest bark amenity mulch to an approved sample.

TREE SCHEDULE

| SPECIES                      | Ht in m | NUMBERS REQUIRED |          |         |
|------------------------------|---------|------------------|----------|---------|
|                              |         | 3.5-4.25         | 4.25 min | 4.5 min |
| <i>Carpinus betulus</i> (Cb) |         | 3                | -        | -       |
| <i>Prunus avium</i> (Pa)     |         | 3                | -        | -       |
| <i>Quercus robur</i> (Qr)    |         | 2                | -        | -       |
| <i>Sorbus 'Embley'</i> (SE)  |         | 2                | -        | -       |

All trees to have clear stems to 1.8m above ground level with well developed branching heads with a single, central leader and healthy, fibrous root systems. Trees shall be planted into pits of an appropriate size to accommodate the root system without restriction, backfilled with a 3:1 topsoil:compost mix and shall be secured to a machine rounded stake using 1 no. biodegradable tree tie. Finished height of stake shall not exceed 1/3 height of staked tree above ground. Foundation design of new buildings shall accommodate proposed tree planting in accordance with NHBC guidelines.

BEECH HEDGE

| Species                | Size in cm | Nos Req'd |
|------------------------|------------|-----------|
| <i>Fagus sylvatica</i> | 60-80      | 275       |

Hedge to be planted as a double staggered row 300mm apart with 200mm between rows (5/1mm). Hedge plants to be first class quality with branching stems and a vigorous root system.

TURFING TO FRONTAGES

The topsoiled area to be turfed, is to be grade and cross-graded to even running falls, to allow the finished levels of the turf to be 40mm above the adjoining paved areas. The surface should be lightly and uniformly firmed by rolling or treading and reduced to a fine till up to 25mm in depth. All rubbish, stones greater than 50mm in diameter etc, shall be removed from the surface. Apply an even application of approved fertiliser at a rate of 70g/m<sup>2</sup> and rake in. No turves shall be laid in exceptionally frosty weather or in other unsuitable weather conditions. The turves shall be laid in a stretcher bond pattern, closely butted and firmed into position, to the correct levels. The turves should be laid off planks, working over turves previously laid. A dressing of fine, sifted topsoil (complying with BS 3882) should be applied to the laid turf and brushed well into the joints. Turves shall be watered regularly to prevent them drying out before they establish.

|   |  |
|---|--|
| <p>Sue Farmer as MLD MLI<br/>Landscape Architect</p> <p><b>fdalandscape</b></p> <p>Westleigh Hall<br/>Wakefield Road<br/>Denby Dale<br/>Huddersfield HD8 8QJ<br/>telephone 01484 861611<br/>fax 01484 861616<br/>isdh 01484 866900<br/>email info@fdalandscape.co.uk<br/>www.fdalandscape.co.uk</p> | client<br><b>Miller Homes</b>  |
|   | project<br>Residential Development<br><b>WOODHEAD ROAD,<br/>BROCKHOLES,<br/>HONLEY</b><br>4 ADDITIONAL PLOTS |
|   | drawing title<br><b>LANDSCAPE DETAILS</b>  |
| scale<br>1:250/200<br>@A1   | date<br>March<br>24  |
| drwn by<br>SF   | drawing no<br>R/2491/11  |