Site Boundary Treatment 1
Vehicle Barrier

1 Mild Steel Guarding (1.1m High),
Designed to resist vehicle impact,
Painted Finish

2 Concrete foundation structure
with fair faced finish

3 Ground Level,
Battered down to existing,
Soft landscaping (low maintenance planting)

4 Mild Steel Kickplate
(to 150mm above external finished level)
Painted Finish to match guarding

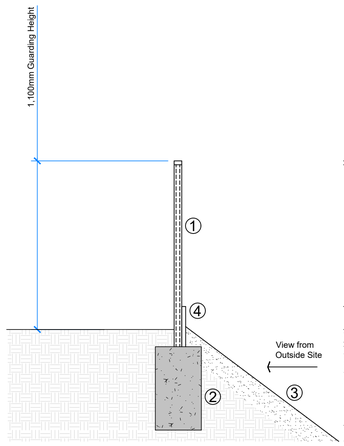

Section AA

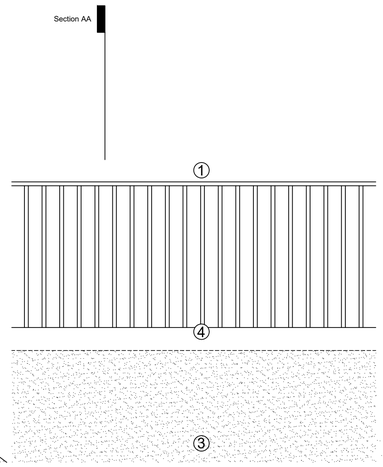

View from Outside Site

Site Boundary Treatment 2
Acoustic Fencing

To Retaining Structure 1a & 1b

1 Jakcure pressure treated 34 x 143mm
planed boards with a uniquely deep
interlocking 'V' tongue and groove joint

2 'Gravel board' / 'base board' to be
treated for in-ground use, with 50mm
to be 'bedded' into the ground line

3 Foundation for acoustic fence to
be formed in accordance with the
manufacturers details to ensure a seal
is made at the junction with the ground

4 Concrete retaining wall structure

5 Facing Stonework

6 Ground Level,
Build up / finish varies by location

7 Mild Steel Kickplate
(to 150mm above external finished level)
Painted Finish to match guarding

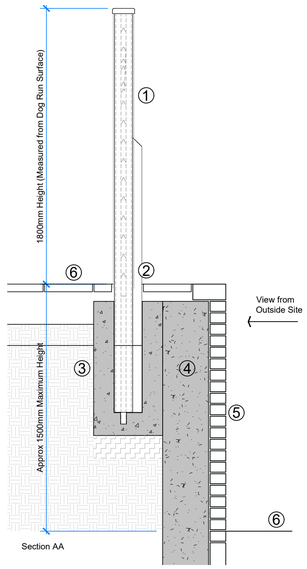

Section AA



Plan



View from Outside Site

Site Boundary Treatment 3
Retaining Wall (Vehicle Barrier)

1 Mild Steel Guarding (1.1m High),
Designed to resist vehicle impact,
Painted Finish

2 Concrete retaining wall structure
with fair faced finish

3 Ground Level,
Build up / finish varies by location

4 Mild Steel Kickplate
(to 150mm above external finished level)
Painted Finish to match guarding

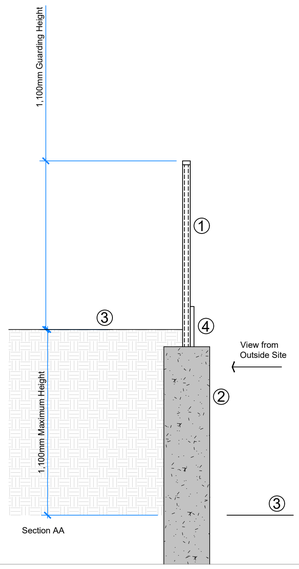

Section AA

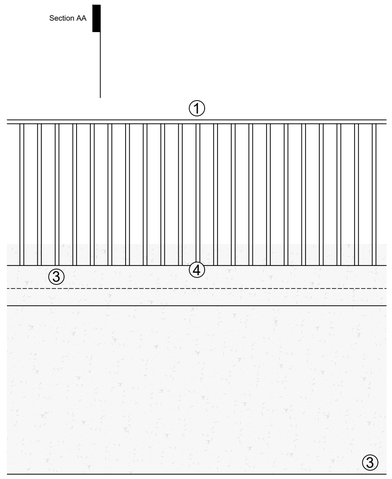

View from Outside Site

DO NOT SCALE FROM THIS DRAWING

Notes

All dimensions to be checked on site

Any discrepancies to be reported immediately to the Architect

Drawing to be read in conjunction with all relevant design information, including Architects, Services, Civil and Structural Engineers drawings

All existing site, tree, building and survey information has been compiled from different sources, including information supplied by third parties

NOT FOR CONSTRUCTION

Note:
Drawing to be read in conjunction with Dawson Williamson Architects Drawing Reference: C1098 102 which identifies the locations of the boundary treatment types

Rev 1 2025.05.16	Boundary treatments updated following receipt of updated design information from the Project Engineer (JPG)

C1098 103 Rev 1

TITLE PROPOSED DRAWING
TYPICAL ELEVATIONS
BOUNDARY TREATMENTS

SCALE 1:20 @ A1

PLANNING

PROJECT VETERINARY SURGERY

RIVERSIDE WORKS
WOODHEAD ROAD, HONLEY
HUDDERSFIELD
HD9 6PW

CLIENT DONALDSON'S PROPERTIES LTD

DAWSON WILLIAMSON
ARCHITECTS
Bradford Edinburgh
01274 551 300
info@dawsonwilliamson.co.uk
CIAT
RIBA

THE DETAILS SHOWN ON THIS DRAWING ARE CONFIDENTIAL & THE DRAWING IS THE EXCLUSIVE PROPERTY OF DAWSON WILLIAMSON LTD. NO USE, COPY OR DISCLOSURE OF THE DRAWING MAY BE MADE WITHOUT OUR PERMISSION & THE DRAWING MUST BE RETURNED TO DAWSON WILLIAMSON LTD WHEN REQUIRED.
© Dawson Williamson Ltd 2022