Site Boundary Treatment 1
Retaining Wall (Vehicle Barrier)

1 Mild Steel Guarding (1.1m High),
Designed to resist vehicle impact,
Painted Finish

2 Concrete retaining wall structure
with fairfaced finish

3 Ground Level,
Build up / finish varies by location

4 Mild Steel Kickplate
(to 150mm above external finished level)
Painted Finish to match guarding

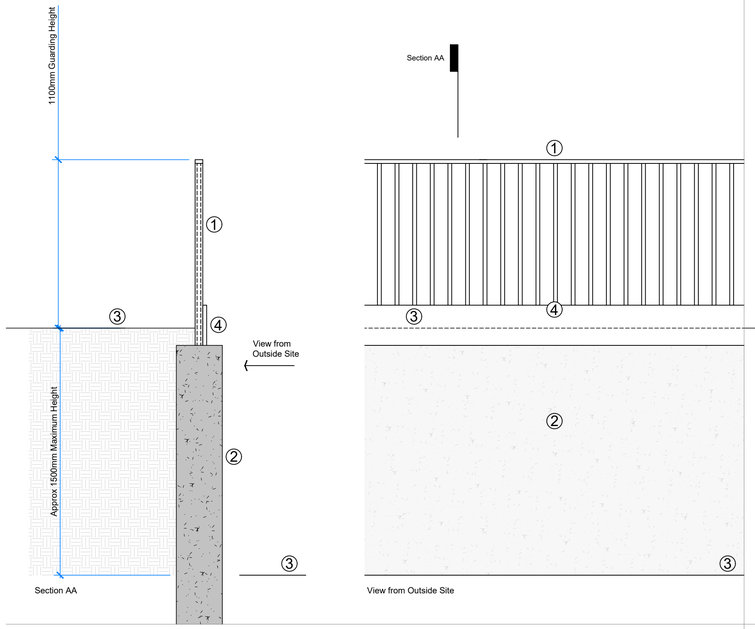

Site Boundary Treatment 2
Retaining Wall (Pedestrian Barrier)

1 Mild Steel Guarding (1.1m High),
Designed to resist vehicle impact,
Painted Finish

2 Concrete retaining wall structure
with fairfaced finish

3 Ground Level,
Build up / finish varies by location

4 Mild Steel Kickplate
(to 150mm above external finished level)
Painted Finish to match guarding

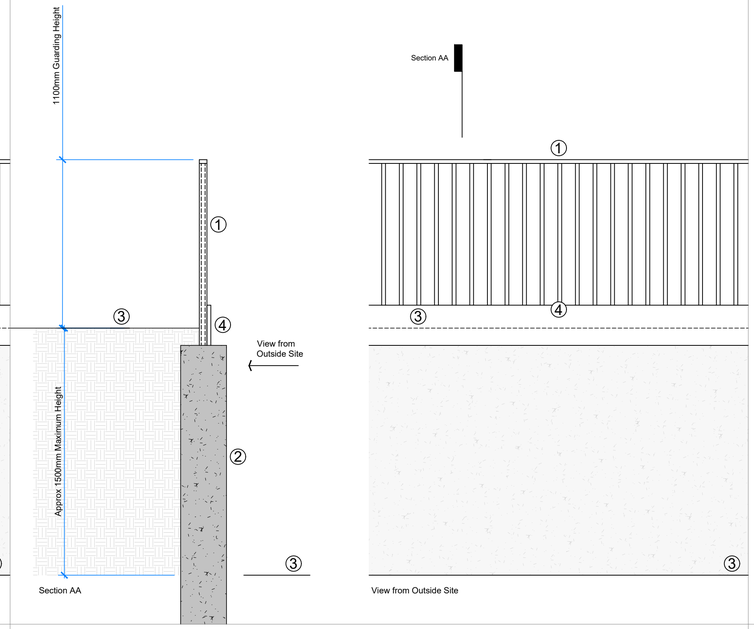

Site Boundary Treatment 3
Retaining Wall (Pedestrian Barrier)

1 Mild Steel Guarding (1.1m High),
Designed to resist vehicle impact,
Painted Finish

2 Concrete retaining wall structure

3 Facing Brickwork

4 Ground Level,
Build up / finish varies by location

5 Mild Steel Kickplate
(to 150mm above external finished level)
Painted Finish to match guarding

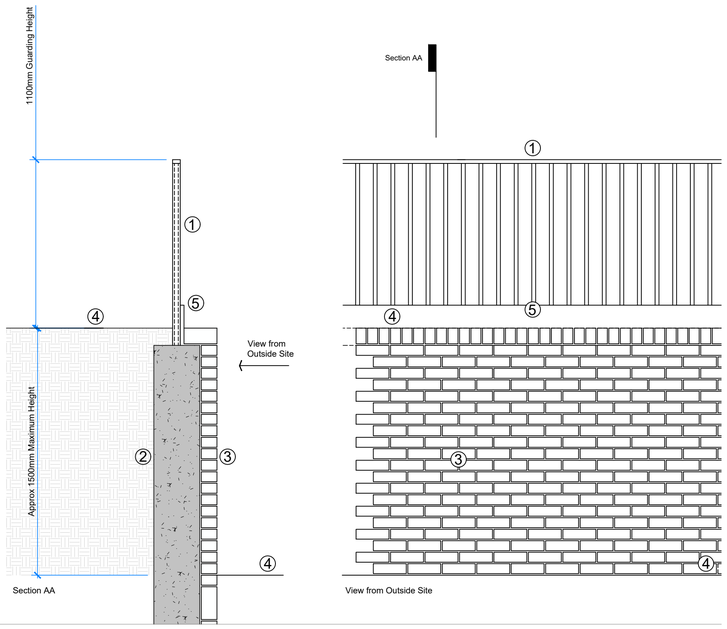

Site Boundary Treatment 4
Retaining Wall (Existing)

No design information shown as this treatment involves utilising the existing retaining wall without proposing any alterations

Site Boundary Treatment 5
Timber Rail / Battered Banking

1 225 x 225mm Timber railing (external grade)

2 200 x 200mm Timber posts (external grade)
at 1,500mm centres

3 Concrete foundation

4 Kerb to car park locations

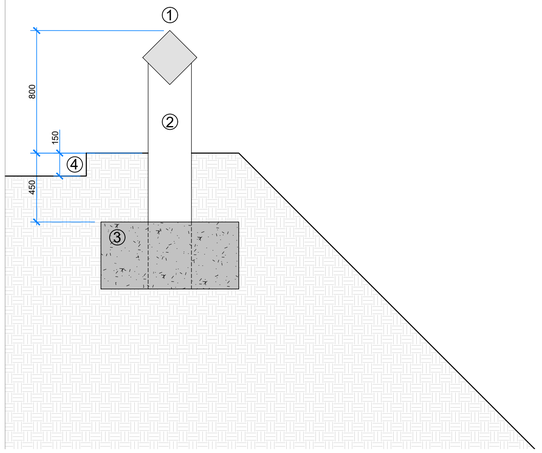

Site Boundary Treatment 6
Acoustic Fencing

1 Jakcure pressure treated 34 x 143mm
planed boards with a uniquely deep
interlocking 'V' tongue and groove joint

2 'Gravel board' / 'base board' to be
treated for in-ground use, with 50mm
to be 'bedded' into the ground line

3 Foundation for acoustic fence to
be formed in accordance with the
manufacturers details to ensure a seal
is made at the junction with the ground

4 Concrete retaining wall structure

5 Facing Brickwork

6 Ground Level,
Build up / finish varies by location

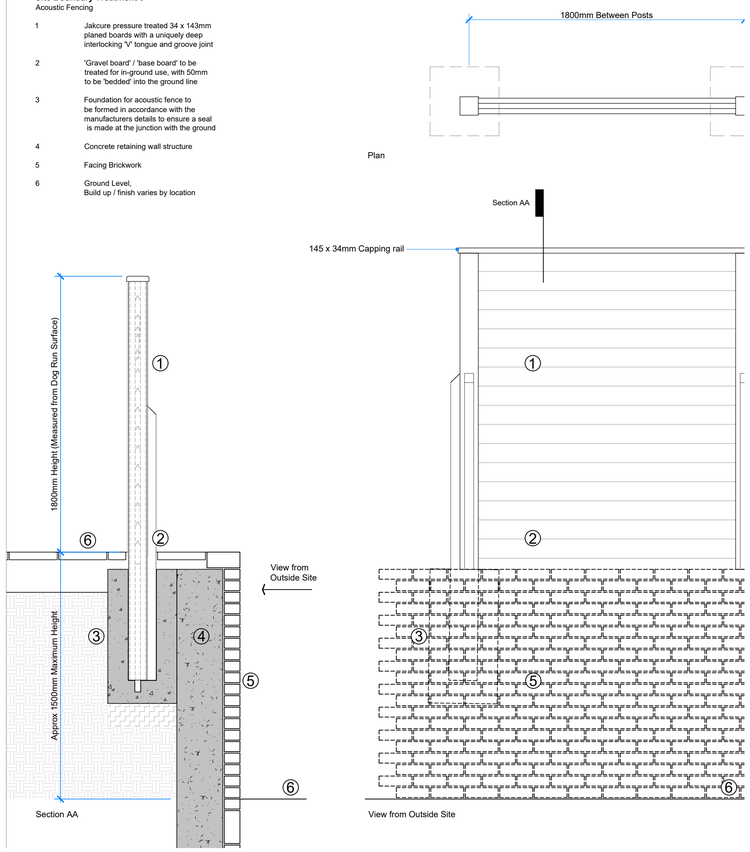

DO NOT SCALE FROM THIS DRAWING

Notes

All dimensions to be checked on site

Any discrepancies to be reported immediately to the Architect

Drawing to be read in conjunction with all relevant design information, including Architects, Services, Civil and Structural Engineers drawings

All existing site, tree, building and survey information has been compiled from different sources, including information supplied by third parties

N O T F O R C O N S T R U C T I O N

KEY:

Site Boundary Treatment 1
Retaining Wall (Vehicle Barrier), Concrete Faced (Height Varies),
Mild Steel Guarding (1.1m High), Painted Finish

To be designed by the Project Structural / Civil Engineer to resist the horizontal forces of a vehicle

Site Boundary Treatment 2
Retaining Wall, Concrete Faced (Height Varies)
Mild Steel Guarding (1.1m High), Painted Finish

To be designed by the Project Structural / Civil Engineer to resist the horizontal forces of a pedestrian

Site Boundary Treatment 3
Retaining Wall, Faced in Masonry (Height Varies)
Mild Steel Guarding (1.1m High), Painted Finish

To be designed by the Project Structural / Civil Engineer to resist the horizontal forces of a pedestrian

Site Boundary Treatment 4
Retaining Wall, Existing
To remain unaltered

Site Boundary Treatment 5
Timber Rail (225 x 255mm), 800mm High
Soft Landscaping battered down away from kerb edge

Site Boundary Treatment 6
Acoustic Fencing, 1,800mm High
To enclose Dog Runs

Note:
Drawing to be read in conjunction with Dawson Williamson Architects Drawing Reference: C1098 102 which identifies the locations of the boundary treatment types

C1098 103 Rev 0

TITLE SITE DRAWINGS
TYPICAL ELEVATIONS
BOUNDARY TREATMENTS

SCALE 1:20 @ A1

PLANNING

PROJECT VETERINARY SURGERY

RIVERSIDE WORKS
WOODHEAD ROAD, HONLEY
HUDDERSFIELD
HD9 6PW

CLIENT DONALDSON'S PROPERTIES LTD

DAWSON WILLIAMSON
A R C H I T E C T S

B r a d f o r d E d i n b u r g h
0 1 2 7 4 5 5 1 3 0 0
i n f o @ d a w s o n w i l l i a m s o n . c o . u k

CIAT

THE DETAILS SHOWN ON THIS DRAWING ARE CONFIDENTIAL & THE DRAWING IS THE EXCLUSIVE PROPERTY OF DAWSON WILLIAMSON LTD. NO USE, COPY OR DISCLOSURE OF THE DRAWING MAY BE MADE WITHOUT OUR PERMISSION & THE DRAWING MUST BE RETURNED TO DAWSON WILLIAMSON LTD WHEN REQUIRED.
© D a w s o n W i l l i a m s o n L t d 2 0 2 2

RIBA