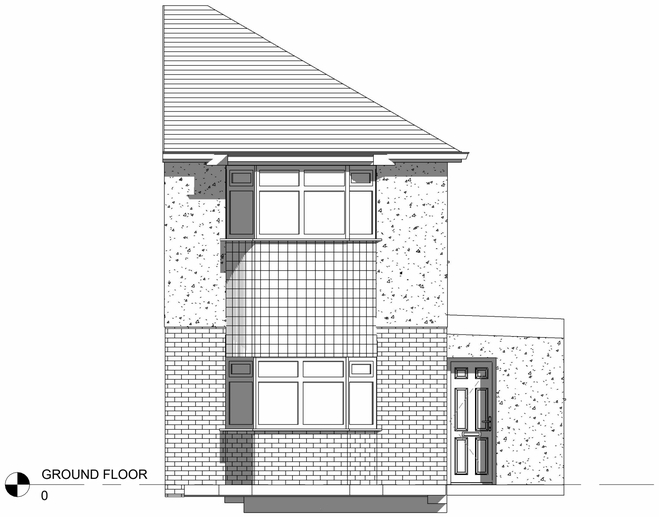

1 PROPOSED FRONT ELEVATION
1 : 50

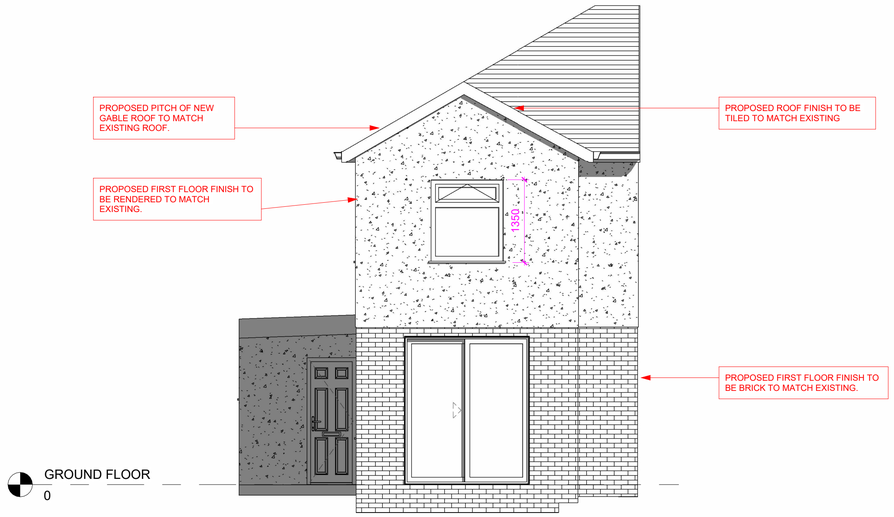

3 PROPOSED REAR ELEVATION
1 : 50

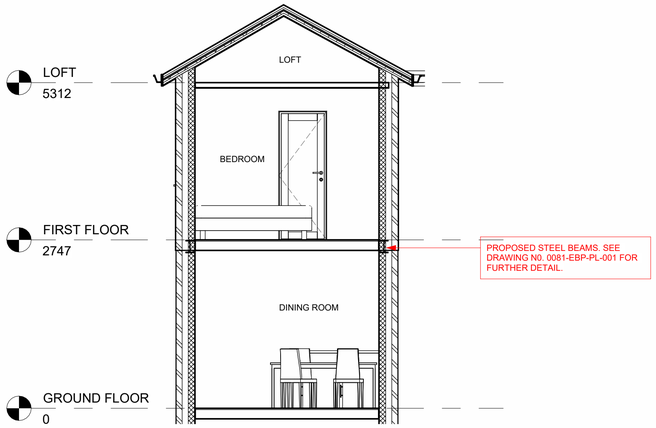

5 PROPOSED SECTION SOUTH FACING
1 : 50

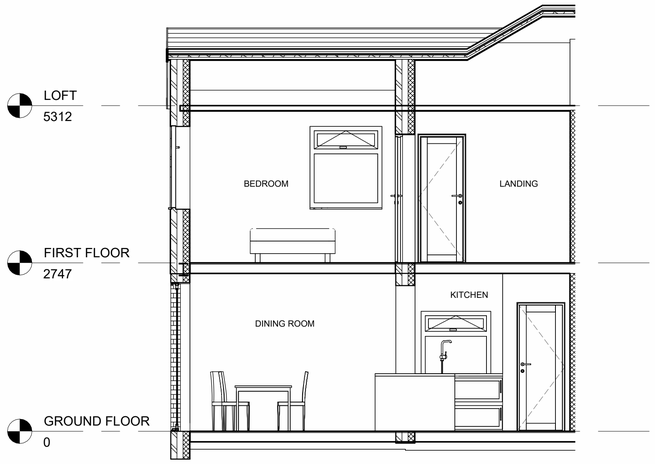

6 PROPOSED SECTION EAST FACING
1 : 50

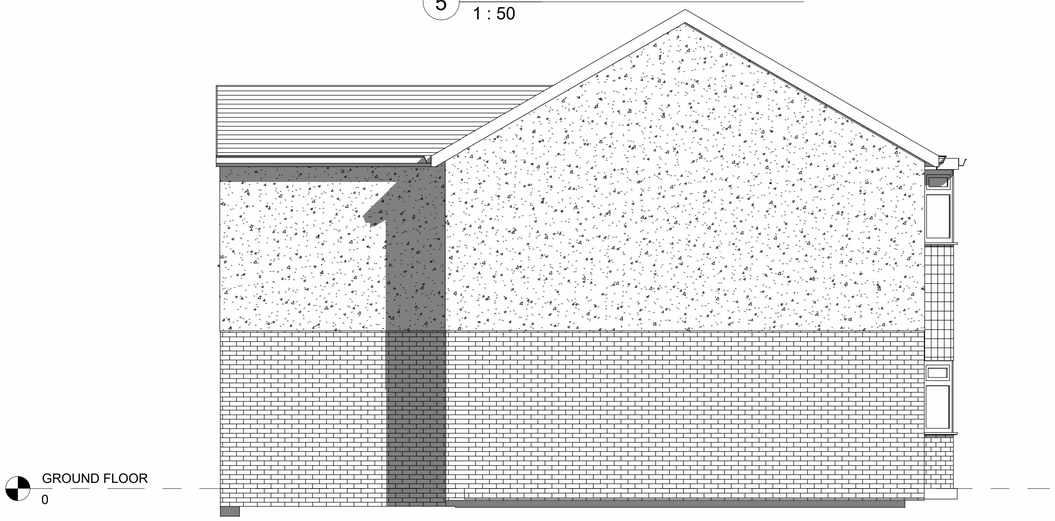

4 PROPOSED RIGHT SIDE ELEVATION
1 : 50

2 PROPOSED LEFT ELEVATION
1 : 50

© PROTECTED BY UK COPYWRIGHT LAW
DO NOT SCALE OFF THIS DRAWING

NOTE

1. ALL BUILDERS WORKS TO BE FULLY CHECKED WITH BUILDING REGULATIONS PRIOR TO CONSTRUCTION.
2. FINAL DRAINAGE POSITIONS TO BE CONFIRMED BETWEEN CLIENT AND BUILDER .
3. THESE PLANS ARE FOR BUILDING REGULATION APPROVAL ONLY, IF ANY DISCREPANCIES ARE FOUND ON SITE THEN THE CLIENT SHOULD CONTACT ENHANCE BUILDING PLANS OR THE ASSIGNED ENGINEER.
4. FINAL POSITION OF DOOR AND WINDOW TO BE AGREED BETWEEN BUILDER AND CLIENT.
5. STEEL BEAM LENGTHS TO BE AGREED ON SITE WITH BUILDER.
6. ALL DIMENSIONS TO BE CHECKED BEFORE CONSTRUCTION COMMENCES.
7. ROOF PITCH TO BE CHECKED ON SITE BEFORE ROOF TRUSS ARE ORDERED.
8. FINAL STAIRS POSITION AND MEASUREMENTS TO BE CONFIRMED BETWEEN CUSTOMER AND BUILDER.

REV	DESCRIPTION	DATE

STATUS

ENHANCED BUILDING PLANS

Address:
95 Church Villas
South Kirkby
Pontefract
West Yorkshire
WF9 3 QR

Mobile:
07730666631

Email:
scott@enhancedbuildingplans.co.uk

PROJECT
13 HEY LANE, HUDDESFIELD, HD5 8JY

TITLE
FIRST FLOOR EXTENSION
PROPOSED ELEVATIONS AND SECTION THROUGH

CLIENT
IAN SHAW

DRAWN BY	CHECKED BY	DATE
SS	SS	12/12/23

SCALE AS INDICATED @ A1	PROJECT NUMBER 0081

DRAWING NUMBER	REV
0081-EBP-PL-003	