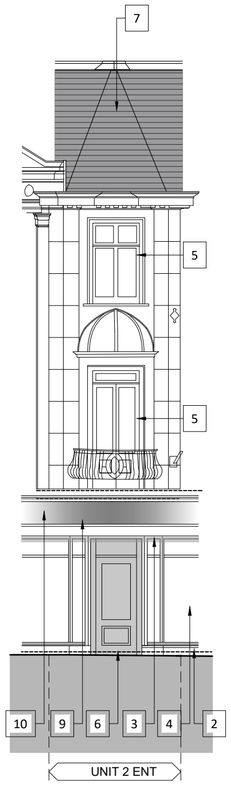

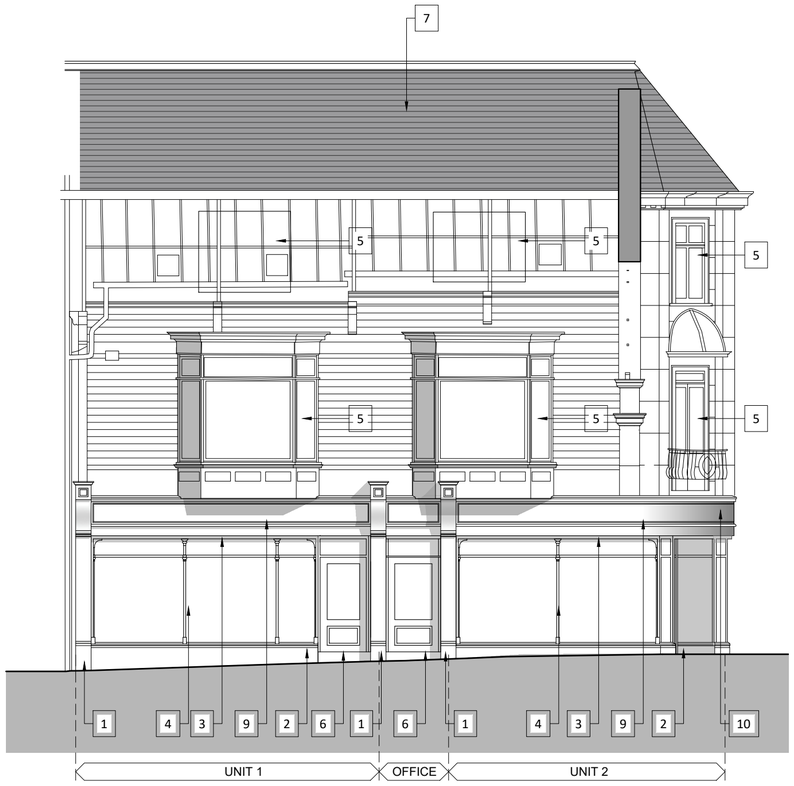

1 Proposed ashlar stone pilaster with stone riser

2 Existing stall riser to be replaces with ashlar stall stall riser

3 Awning box

4 Existing shopfront and signage panel to be removed and construction investigated. Shopfront to be replaced with Sapele hardwood frames accommodating 7.5mm toughened laminated glass.

5 Replacement first and second floor double glazed timber windows to match exiting format. Painted off white RAL 9018. Glazing specification as required to meet thermal and acoustic performance requirements.

6 New timber panelled entrance glazed doors - hardwood 'Sapele' New . Colour scheme to be confirmed. Install solid brass ironmongery to doors, door handles, hinges, escutcheon, kick plates, concealed door closers. Door to have keycode access for postal deliveries

7 Works to roof to be assessed. If re roofing is required existing to be reused or new blue slates selected to match the existing.

8 Metal corner balcony to be repaired and repainted.

9 Remove existing signage panels and replace with new ply fascia panel (painted black) on 50x38 hardwood timber frame.
225mm high metal brass letter on 25mm spacers
Signage specification and Colour scheme to be agreed.
Code 4 lead over shopfront canopy and dressed into stonework.

10 Section of shop front curved to follow the line of the balcony.

KEY PLAN - Not to scale

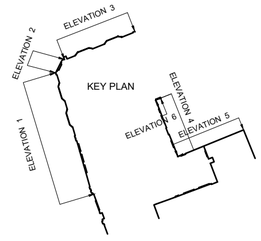

1 ELEVATION 2
Scale: 1:100

2 ELEVATION 3
Scale: 1:100

0 5m
scale at 1:100

N

NOTES:

© AKA ARCHITECTS GROUP LTD.
■ THIS DRAWING IS THE SUBJECT OF COPYRIGHT WHICH VESTS IN AKA ARCHITECTS GROUP LTD.. IT IS AN INFRINGEMENT OF COPYRIGHT TO REPRODUCE THIS DRAWING, BY WHATEVER MEANS, INCLUDING ELECTRONIC, WITHOUT THE EXPRESS WRITTEN CONSENT OF AKA ARCHITECTS GROUP LTD. WHICH RESERVES ALL ITS RIGHTS.

AKA ARCHITECTS GROUP LTD. ASSERTS ITS RIGHTS TO BE IDENTIFIED AS THE AUTHOR OF THIS DESIGN. ALL DRAWINGS, IMAGES AND MODELS ARE SUBJECT TO THE COPYRIGHT, DESIGNS & PATENTS ACT 1988

■ DRAWING NOT TO BE SCALED.
■ REPORT ERRORS & OMISSIONS TO ARCHITECT.
■ CHECK ALL DIMENSIONS ON SITE.
■ DRAWING TO BE READ IN CONJUNCTION WITH HEALTH AND SAFETY PLAN AND ALL RELEVANT RISK ASSESSMENTS.

Residual Risks
In addition to the hazard/risks normally associated with the types of work detailed on this drawing take note of the above. It is assumed that all works on this drawing will be carried out by a competent contractor working, where appropriate, to an appropriate method statement.
Safety Health and Environmental Information Box

Rev	Revision	Date	Drwn	Chkd
A	Issued to Local Planning Authority		RP	DD

Project: The Principal
Dewsbury, WF13 1DT

Client: Ajmal Properties Limited

Layout Title
Proposed Elevations - Sheet 2

Drawing Number

project	number	status / rev	
024	(PL)014	A	P - Preliminary C - Construction R - Record

Project No. 2230060

Scales @ A2 1 to 100

t: Newcastle (head office): 0191 265 7080
e: info@sadlerbrown.co.uk
w: www.architects-group.com
copyright: AKA Architects Group Ltd.

SADLER BROWN®
www.architects-group.com