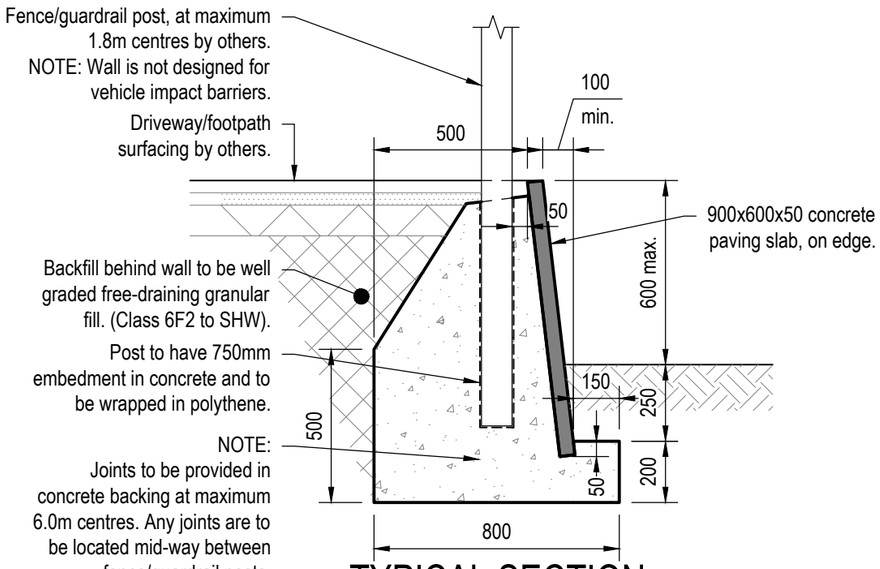

TYPICAL SECTION
WITH FENCE/GUARDRAIL
SCALE 1:20

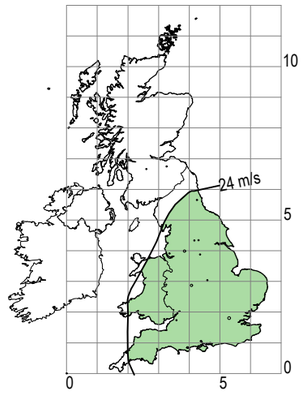

UK BASIC WINDSPEED MAP

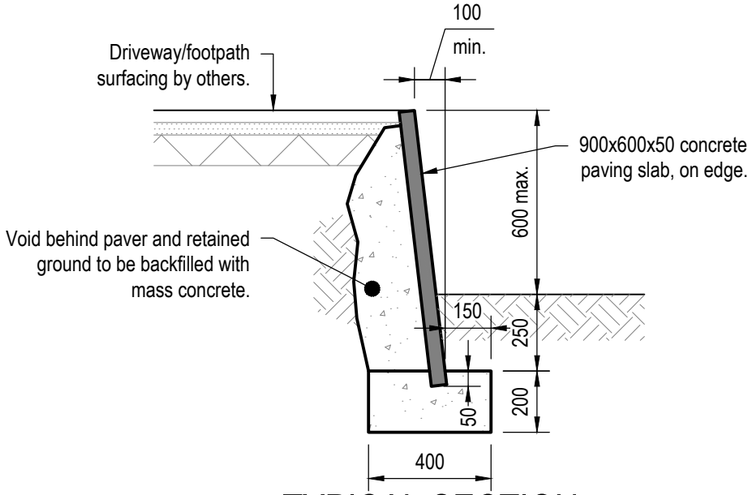

TYPICAL SECTION
WITHOUT FENCE/GUARDRAIL
SCALE 1:20

INFORMATION WITHIN THIS DRAWING IS NOT NECESSARILY PRODUCED TO SCALE.
ALWAYS USE FIGURED DIMENSIONS AND CO-ORDINATES - IF IN DOUBT, ASK.

NOTES

1. This drawing is to be read in conjunction with all relevant external works and foundation layouts.

CONCRETE NOTES

2. Concrete to comply with the National Structural Concrete Specification for Building Construction 4th Edition (NSCS) generally. Project specific elements are highlighted below.

3. Concrete to be designated mix FND2 to BS 8500-2 (see note 6).

FORMATION NOTES

4. The blinding for the structure should be cast on competent natural ground, described as having an allowable bearing pressure of at least 50 kN/m².

5. Where competent ground is not encountered at the proposed formation level, the ground should be replaced with well compacted selected granular fill or mass concrete down to competent ground.

6. The Aggressive Chemical Environment for Concrete assumed is DS-2 AC-2. For more onerous soil conditions, Eastwood and Partners should be consulted.

THE WALLS SHOWN ARE ONLY TO BE USED ON SITE WHERE THE FOLLOWING DESIGN CRITERIA APPLY.

A. The wall has been designed to resist a maximum surcharge of **2.5** kN/m² (i.e. garden or domestic driveway loading). For more onerous loading, e.g. heavy vehicle or highway surcharge, Eastwood and Partners should be consulted.

B. In combination with the surcharge, the wall is designed to support a 1.80m high fence with a wind load of **1.0** kN/m² (peak wind velocity: 32 m/s), which relates to the following criteria:
   a. Sites with a basic wind speed of 24 m/s or less (most of England and Wales).
   b. Sites with a mean altitude of 150m or less.
   c. Site 2.5km or more from the shore.
   d. Sites on the edge or within a town (surrounded by vegetation or buildings).
   e. Sites away from the crests of hills, cliffs and escarpments.
   If any of the above are not satisfied, Eastwood and Partners should be consulted.

C. The natural ground is to have a minimum allowable bearing pressure of 50 kN/m². Where walls are to be constructed on softer ground than assumed - Eastwood and Partners should be consulted.

D. This design will not be applicable in the vicinity of trees, on steeply sloping sites, on sites affected by mining subsidence or where ground strength reduces with depth.

REV	DESCRIPTION	SIG	CHK	DATE
A	First Issue.			

Eastwood & Partners
CONSULTING ENGINEERS
St. Andrew's House
23 Kingfield Road
Sheffield
S11 9AS
Tel 0114 255 4554
Fax 0114 255 4330
mail@eastwoodandpartners.com
www.eastwoodandpartners.com

NEWETT HOMES

STANDARD DETAILS

FLAG ON EDGE RETAINING WALL DETAIL

SCALE WHEN PLOTTED AT A3	DRAWING STATUS
1:20	CONSTRUCTION

DRAWN	CHECKED	DATE	DRAWING NUMBER	REV
RJ	CH	20.07.22	46783/002	A