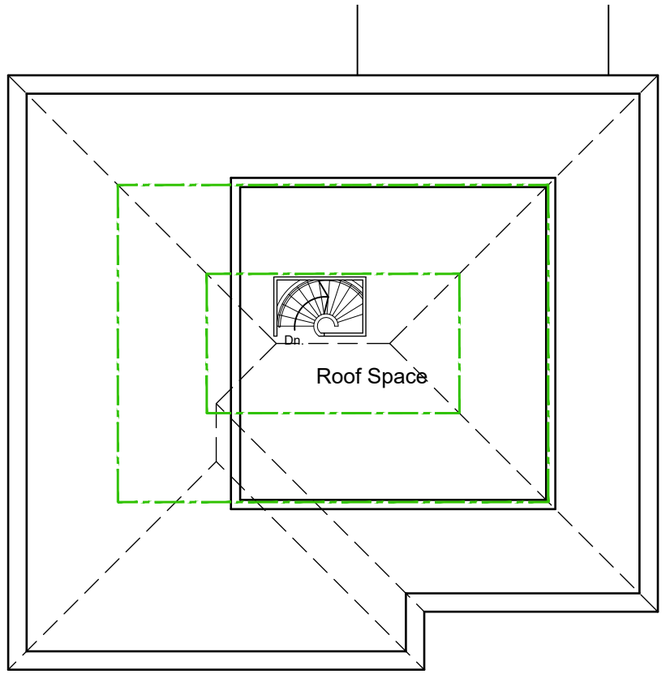

ROOF PLAN

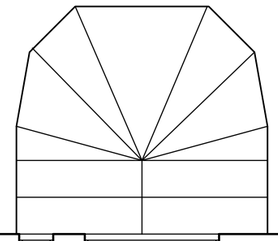

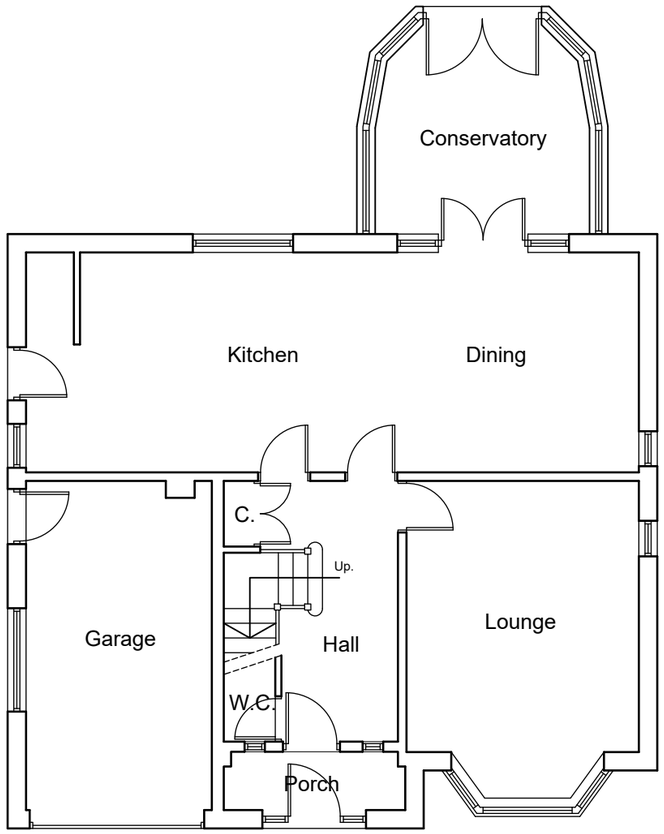

GROUND FLOOR PLAN

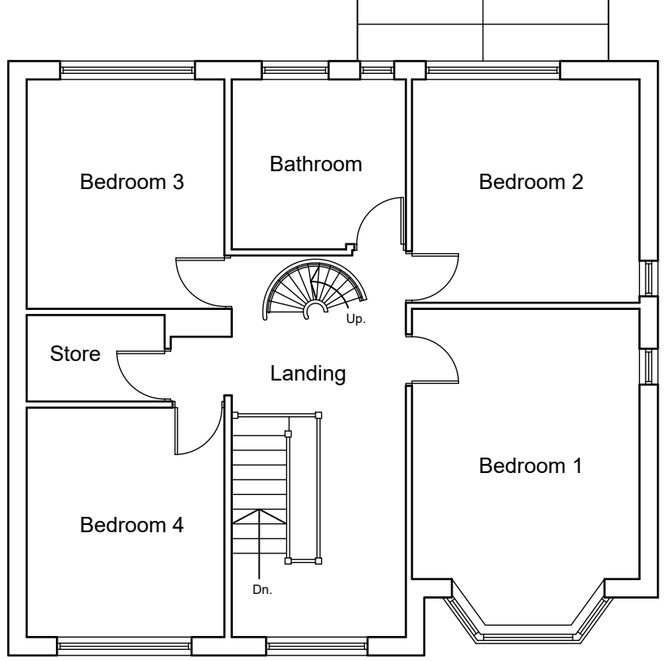

FIRST FLOOR PLAN

Scale 1:100

0 1 2 3 4 5 10 15

NOTES

This drawing has been prepared specifically for the purpose of obtaining Planning and or Building Regulations Approval. Its suitability for other purposes without additional supplementary details and specifications cannot be guaranteed.

All dimensions are to be checked on site, any discrepancies are to be reported to the designer before work commences. Use only figured dimensions.

All structural components shown are indicative only. Details / calculations of structural members are to be provided by the Structural Engineer.

This drawing is not to be copied or divulged to a third party without written permission.

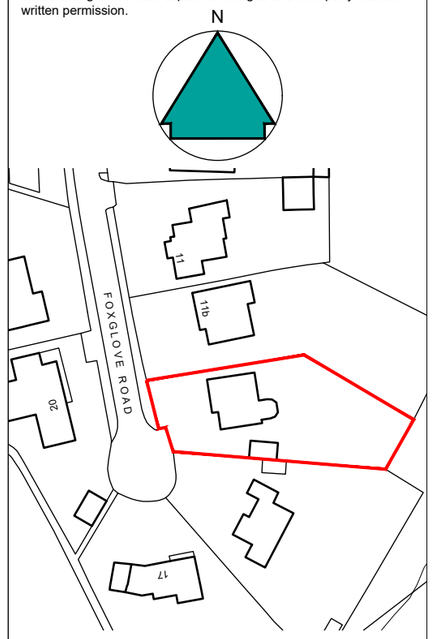

Location Plan - 1:1250

Heneghan ARCHITECTURE
enquiries@heneghanarchitecture.com
www.heneghanarchitecture.com

Revisions
P01 Preliminary Issue 20.04.23

Project:
Two Storey Rear Extension

at 13 Foxglove Road
Almondbury
Huddersfield

for Mr. I. Hirst

Existing Floor Plans and Location Plan

Purpose of issue: PLANNING

Drawn	DRH
Date	April 2023
Scales	1:100 @ A3
Drawing No.	2334 - 0101 - P01