

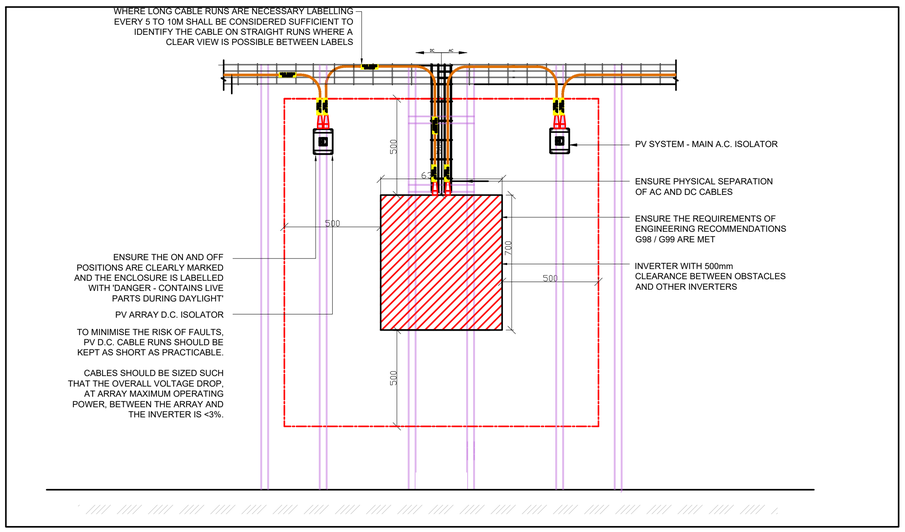

TYPICAL PV INVERTER LAYOUT (NOT TO SCALE)



INVERTER LOCATION



DB LOCATION

PROPOSED PV LAYOUT
SCALE: 1:150@A1
TOTAL CAPACITY: 240 No. PANELS
SIZE OF SYSTEM: 94.8kWp



PROPOSED PV PANEL
TRINA SOLAR DE09
395W WITH 21.1% MAXIMUM EFFICIENCY
PANEL SIZE: 1754mm x 1096mm

DRAWING ISSUE STATUS:
P = PRELIMINARY ISSUE
T = TENDER ISSUE
C = CONSTRUCTION ISSUE

NOTES:

1. ALL DRAWINGS ARE INDICATIVE ONLY, FINAL DESIGI AND CO-ORDINATION BY M&E CONTRACTOR.
2. ALL DRAWINGS SHALL BE READ IN CONJUNCTION WITH THE M&E SPECIFICATIONS.
3. FINAL DESIGNS AND DRAWINGS REQUIRED FOR COMMENT PRIOR TO INSTALLATION.
4. SOLAR PV LAYOUT IS BASED UPON 395W HIGH EFFICIENCY SOLAR PANELS. TOTAL KWP SYSTEM CIR 64.7kWp AS REQUIRED FOR PLANNING AND CARBOI TARGETS
5. THE CONTRACTOR SHALL ENSURE THE SYSTEM PROPOSED ACHIEVES THE PLANNING AND CARBON TARGETS REQUIRED

N

T1

REV	DATE	DRAWN	REVISION NOTES
P1	05/04/23	CT	Preliminary

briar
part of the zenergi family
TEL: 01384 397777
EMAIL: info@briar.zenergi.co.uk
WEB: www.briar.zenergi.co.uk

CLIENT:
YORKSHIRE BUILDING SOCIETY

PROJECT:
SOLAR PV DESIGN - PLOVER ROAD, HUDDERSFIELD

DRAWING:
SOLAR PV LAYOUT

SCALE:	DRAWN BY:	CHECKED BY:	DATE
1:150 @ A1	CT	xx	APR 2

JOB:	DRAWING:	REVISION:	STATU
BD1633	E01	-	P