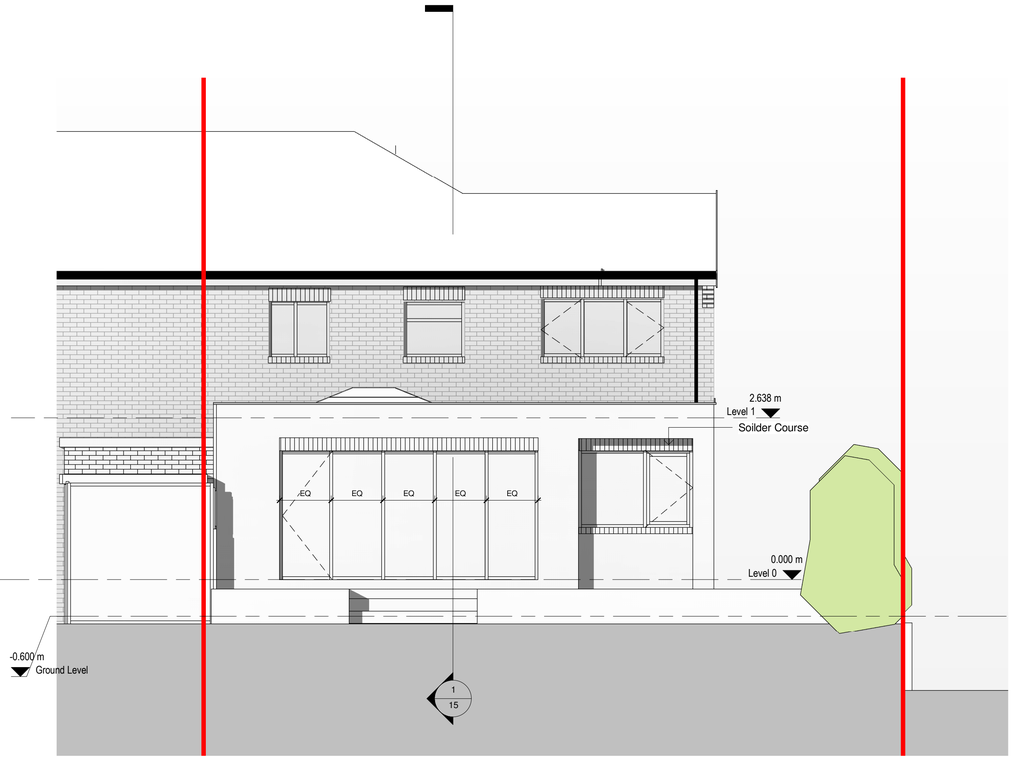

1 Proposed Rear Elevation
1 : 50



2 Proposed Front Elevation
1 : 50

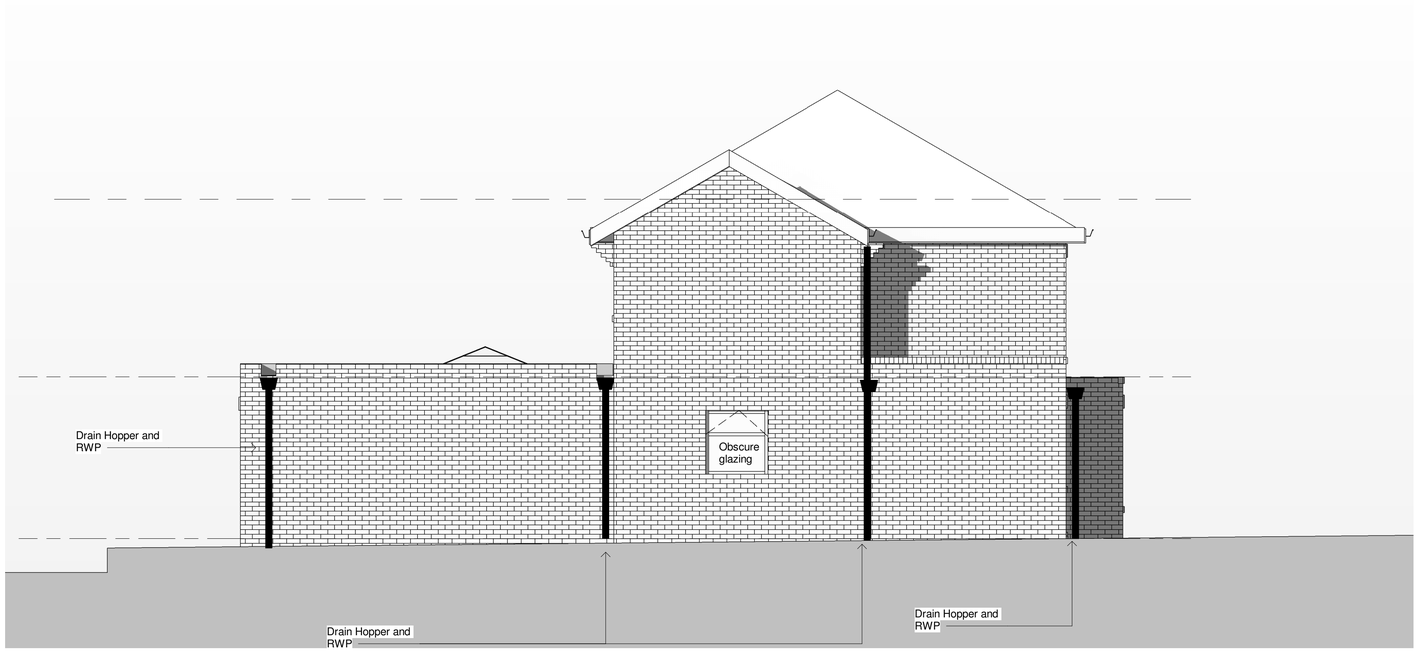

3 Proposed Side Elevation
1 : 50

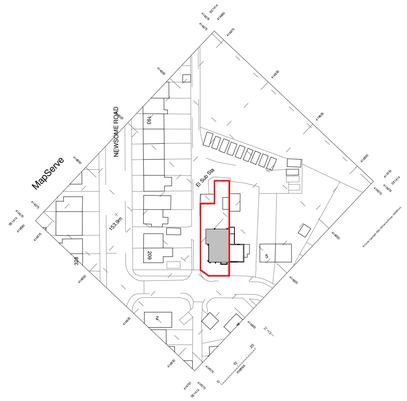

4 Location Plan
1 : 1250

Location Plan

North Point

The contractor must verify all dimensions on site before commencing any work orfabrication drawings. If this drawing exceeds the quantities taken in any way Unite Designs are to be informed before the work is initiated. Only figured dimensions are to be taken from this drawing. Do not scale off this drawing. Drawings are based on Ordnance Survey and / or existing record drawings - design and drawing content issubject to detailed Site Survey, Structural Survey, Site Investigations, Planning and Statutory Requirements and Approvals. Authorised reproduction from Ordnance Survey Map with permission of the Controller of Her Majesty's Stationery Office.Crown Copyright reserved. Unite Designs Copyright.

Drawing
Notes:

Rev:	Description	Revised By:	Issue Date:
a	Changed to planner comments	mi	08.11.22
B	Changed to planner comments	mi	09.11.22
C	Staircase window made larger	mi	09.04.23

Project:
1 Ingleton,Newsome

Drawing
Existing and Proposed Elevations

Scale: As indicated@A1 Original Issue Date:

Original Drawn Mi Original Checked Checker

Drawing Revision:
UD-503

Reason For Issue:
Planning

Unite Designs

T: 07858606182
Mannan_i@hotmail.co.uk