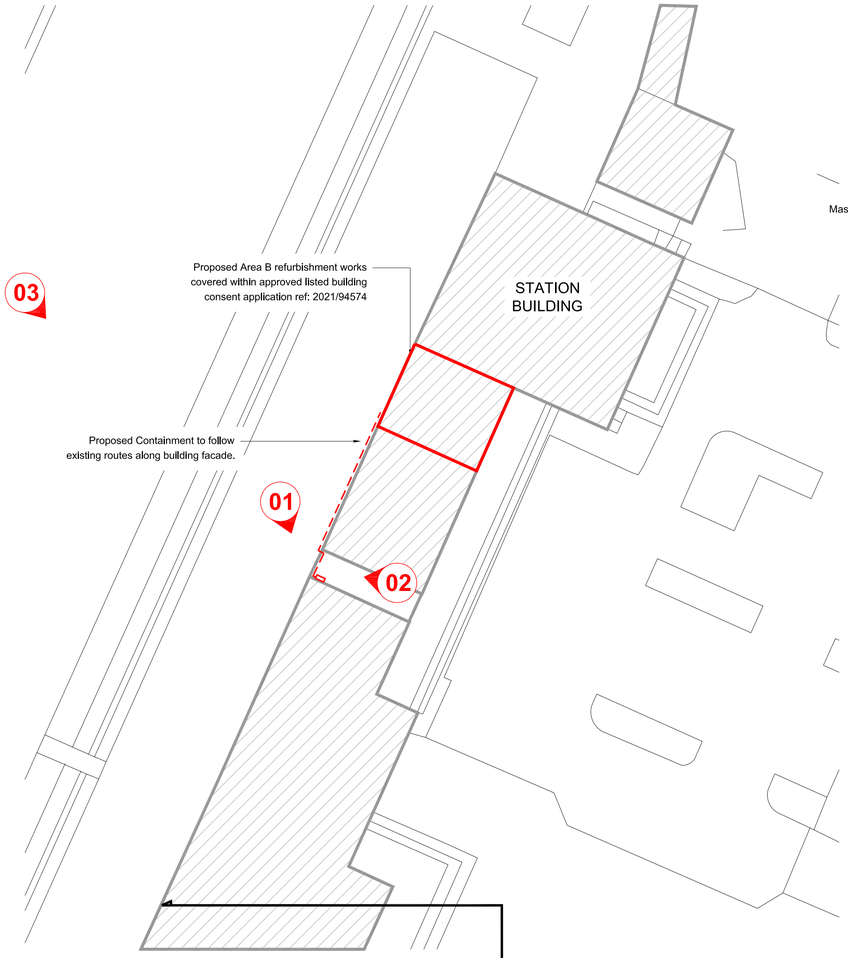

Proposed AC Location Plan
Scale 1 : 250



Existing Precedent

Proposed 1No. AC Condenser
wall mounted at High Level

Masonry Bulkhead shields view
from station frontage



(View 01)
Proposed AC Unit Location

Proposed 1No. AC Condenser
wall mounted at High Level



(View 02)
Proposed AC Unit Location



Proposed Containment to
follow existing routes along
platform elevation

Proposed AC Condenser
located in discreet position and
not visible from platform
elevation

(View 03)
Proposed Containment Route

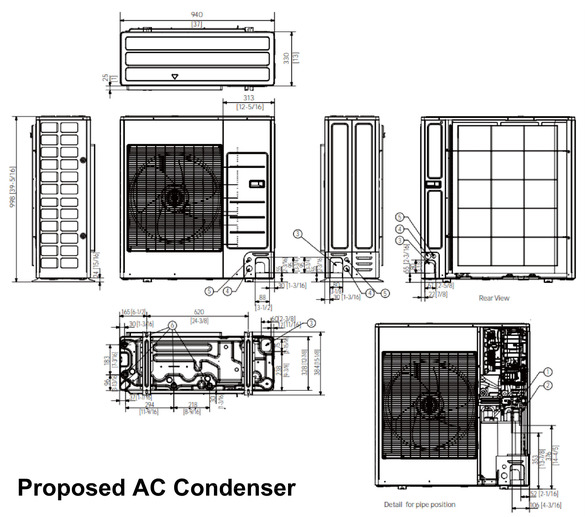

Proposed AC Condenser

©
DO NOT SCALE. Use figured dimensions only. Contractor is to check all dimensions before commencement of works. This drawing is copyright. This data to be used as xref file only - not as live data.
This drawing must only be used for the purpose for which it is supplied.

KEY

Proposed AC Pipework Route

no.	date	by	revision details	Ckd	App
/	28/02/23	CD	FOR LISTED BUILDING CONSENT	AF	RS

STRALA architects
3rd Floor, 9 Stevenson Square
Northern Quarter, Manchester, M1 1DB
Tel: 0161 236 5866
E: office@strzarch.co.uk

client
NORTHERN

NETWORK RAIL TECHNICAL APPROVAL
AUTHORISED FOR ISSUE:
DESIGNER.....
CHECKER.....
AUTHORISER (CRE).....
DATE.....

APPROVED FOR FORM (N/A)
CEM.....
DATE.....

project
ELR: MVL3 MILEAGE: 25m 60ch. OS Ref: SE143169
HUDDERSFIELD
TRAIN STATION

drawing status
FOR LISTED BUILDING CONSENT

drawing title
HUDDERSFIELD
PROPOSED AC
DETAILS

drawn by	date	checked by	date
CD	28/02/23	AF	28/02/23
CRE Approved by	date	CEM Reviewed by	date
RS	28/02/23		

Network Rail dwg no.	revision no.	sht no.
	/	1 of 1

consultant dwg no.	scale	sht size
2955-HUD-LB209	VAR	A1