

DESIGN & ACCESS STATEMENT

Proposed Single Storey Extensions to Bay 9 and Bay 10

At

Cummins Turbo Technologies

St Andrews Road, Huddersfield

HD1 6RA

Farrar Bamforth Associates Ltd

Architectural Consultants

farrarbamforth.co.uk

Farrar
Bamforth
Architecture

February 2023 – 22C37

Farrar Bamforth Architecture

[1] INTRODUCTION

1.1 This Design and Access statement has been prepared on behalf of Cummins Turbo Technologies in support of a Full Planning Application to Kirklees Council seeking approval for a proposed single storey extensions to Bay 9 and Bay 10.

1.2 This statement describes the matters considered in the design of the scheme and the preparation of the planning application. It should be read in conjunction with the drawings and other associated supporting documents.



Aerial Photo of Site

Farrar Bamforth Architecture

[2] LOCATION

2.1 The sites are located on the North side of Turnbridge Road and the West of St Andrews Road. The site is 1.4 miles to Huddersfield Town Centre.

2.2 The site has Cummins Turbo Technologies offices to the North and West, bounded in blue on the location plan. Cummins TT also have further buildings to the East of St Andrews Road.

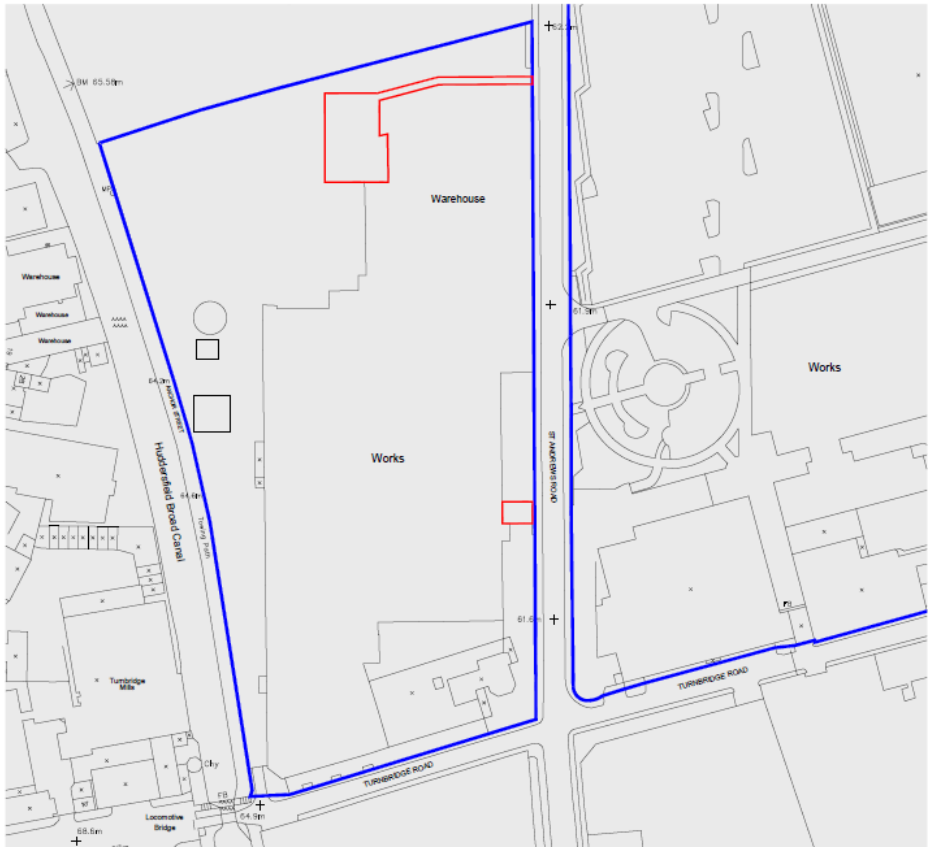

Location Plan

Farrar Bamforth Architecture

[3] CONTEXT

3.1 The Bay 9 extension is located at the front of Bay 9 and the Bay 10 extension is located at the rear of Bay 10 as indicated on the drawings

3.2 This area of the site is predominantly the manufacturing process area.

[4] FLOODING

4.1 The area of proposed Bay 9 extension is located within Flood Zone 2 as per the EA Flood Mapping. The area of proposed Bay 10 extension is located within Flood Zone 1 as per the EA Flood Mapping.

4.2 The proposed extension floor levels will be level with the existing floor levels. Bay 9 existing flood defence system will remain in-situ.



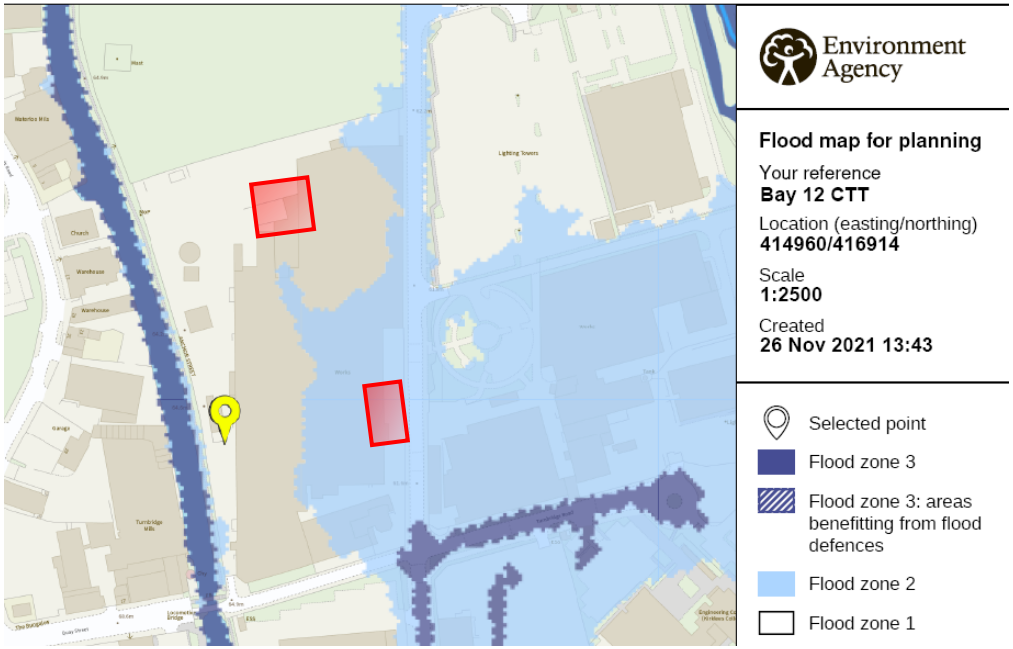

Environment Agency Flood Map

Farrar Bamforth Architecture

[5] PROPOSAL

5.1 The proposal is for single storey extensions to Bay 9 and Bay 10 to create vehicle and pedestrian lobbies and improve the weather tightness to both Bays.

5.2 Currently, vehicles and pedestrians access the bays directly from the yard areas.

5.3 Bay 9 is an extension to an existing Security Office providing pedestrian access to a safe zone walkway and lobbied vehicular access to bay 9 production area, whilst improving the weather tightness and cleanliness of the production area.

5.4 Bay 10 is an extension to an existing storage and circulation area providing lobbied vehicular access to bay 10, improving the weather tightness and cleanliness of the storage and circulation area whilst maintaining pedestrian access to a safe zone walkway.

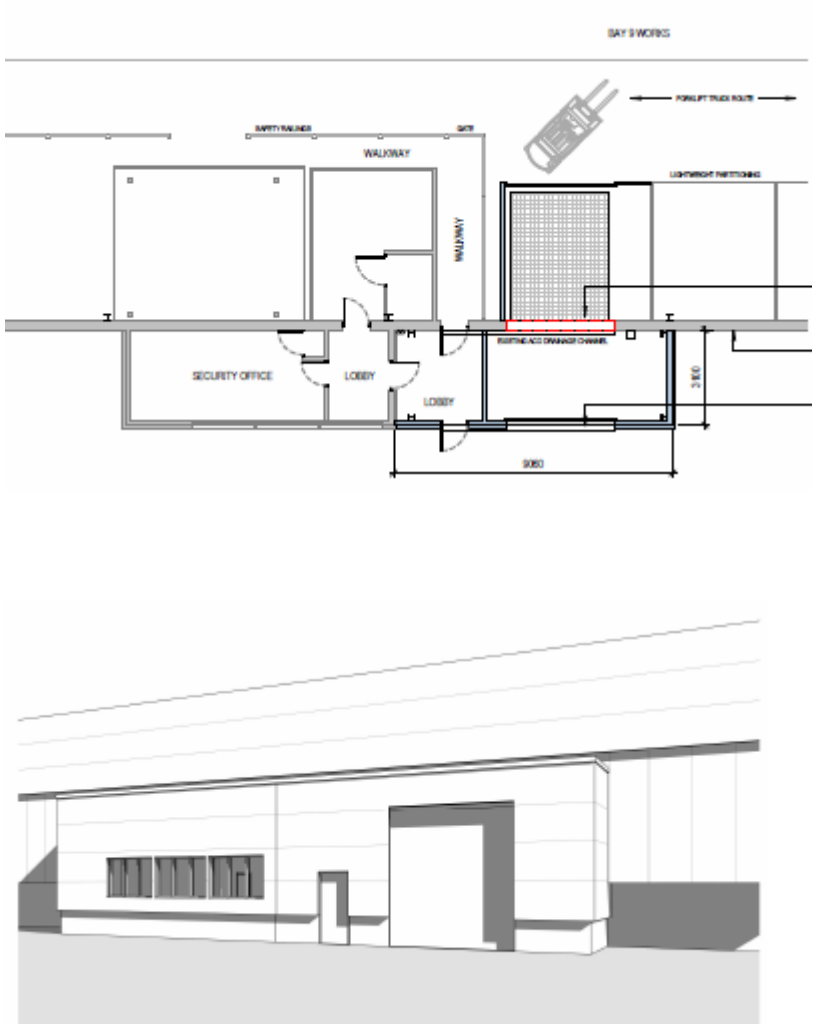

Bay 9 Proposed Extension Works

Farrar Bamforth Architecture

[6] LAYOUT, SCALE & APPEARANCE

6.1 The proposed extensions will be built using materials to match the appearance of the adjoining buildings (Rendered blockwork and Cladding)

6.2 Bay 9 proposed extensions will be 8.81m x 2.95m measured internally to provide 25.9m² of floor space.

6.3 Bay 10 proposed extensions will be 5.96m x 4.46m measured internally to provide 24.1m² of floor space.

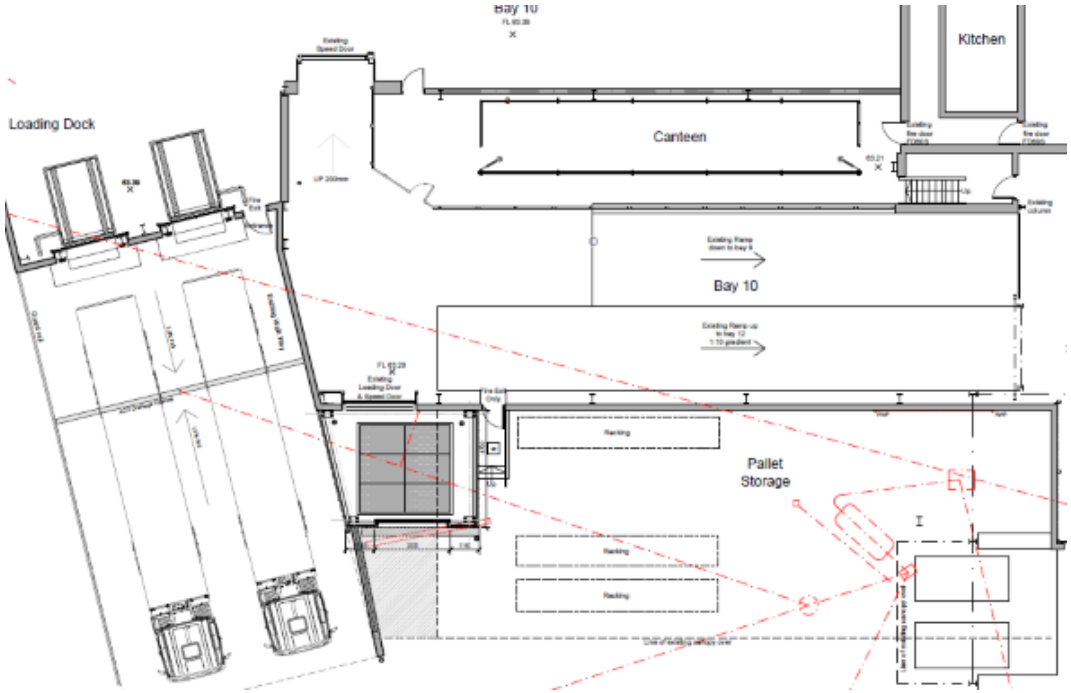

Bay 10 Proposed Extension Works