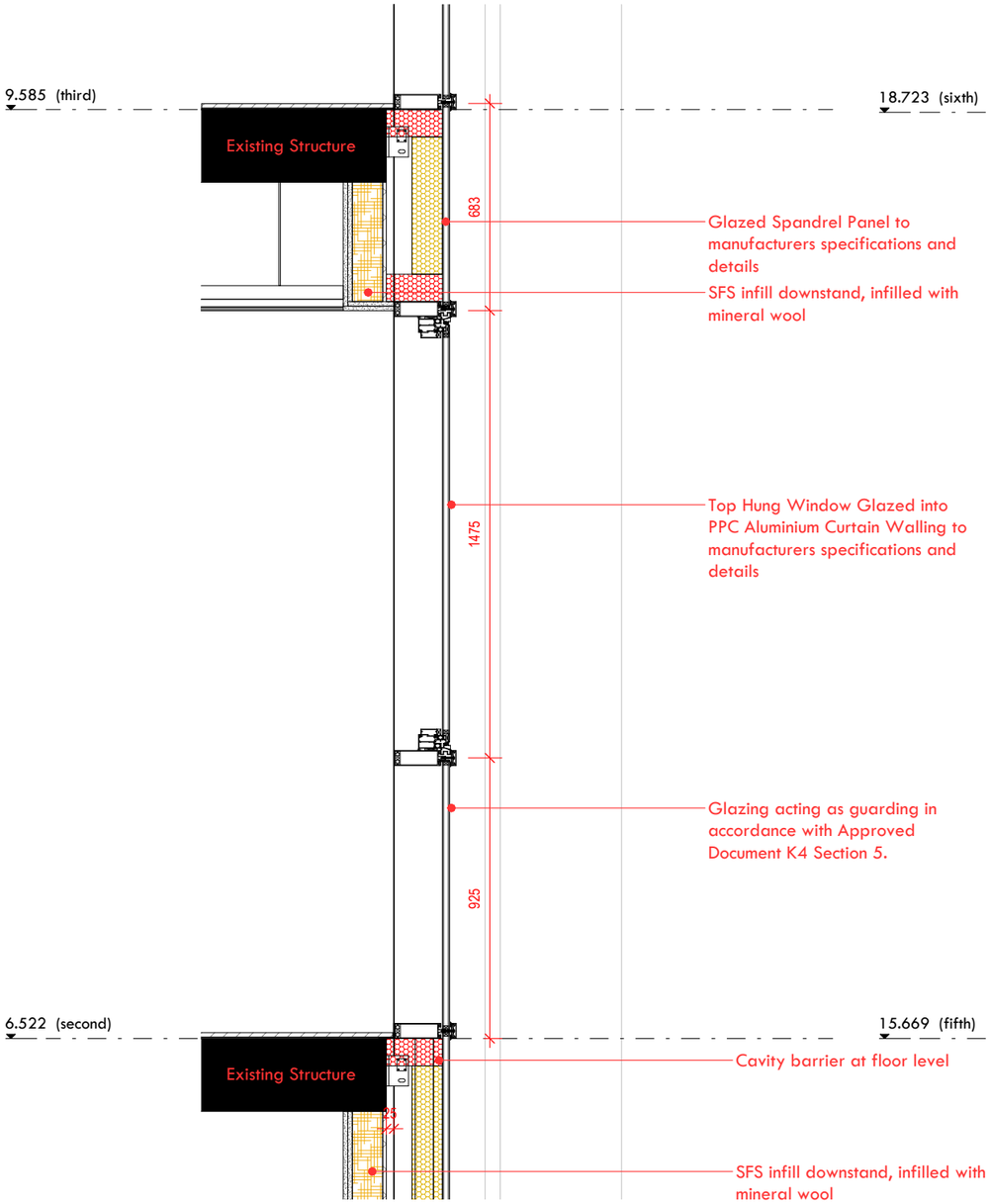

Typical Wall Section

1 : 20

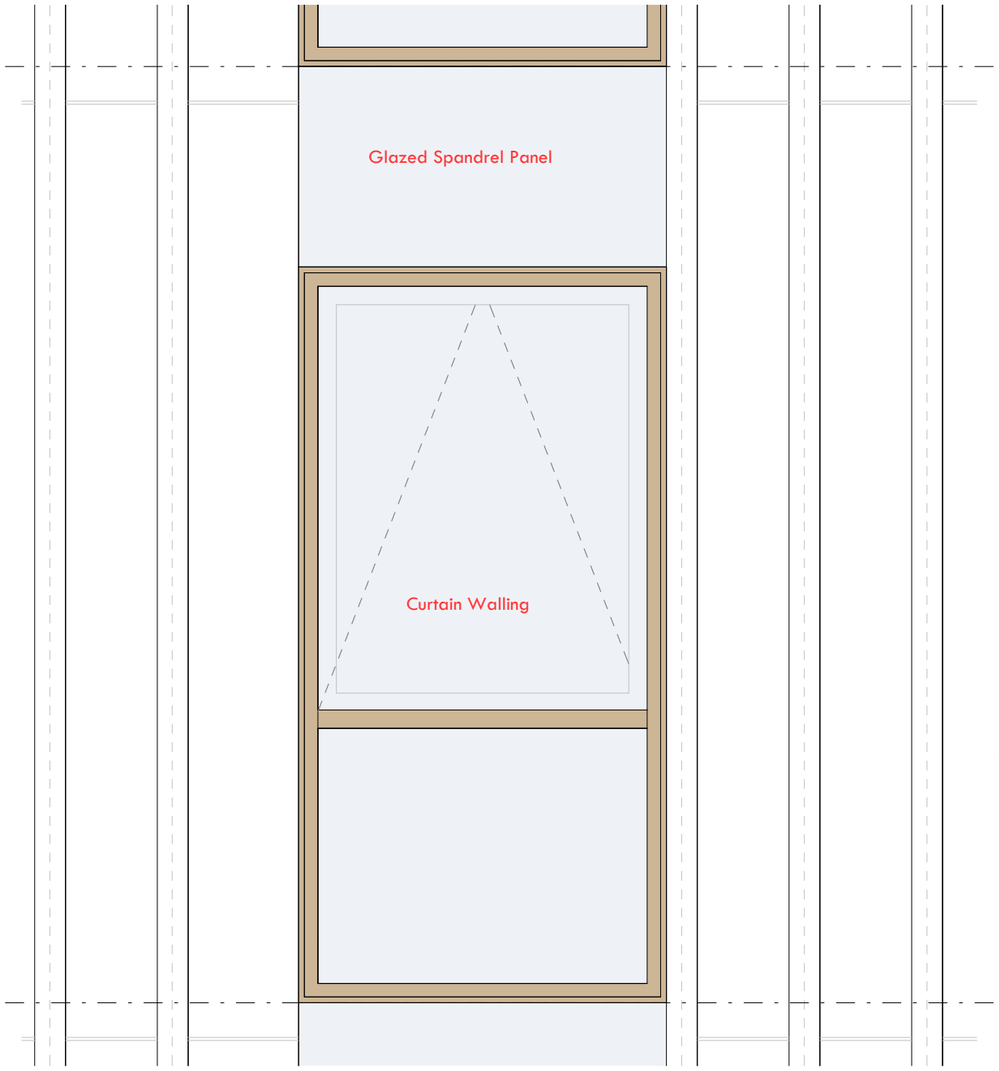

Typical Curtain Walling Elevation

1 : 20



Metal Technology System 17

1 : 100

nc architecture

PROJECT
Crown House

SITE ADDRESS
Crown House
Southgate
Huddersfield

POSTCODE
HD1 1DE

DRAWING
Typical Wall Section Sheet 01

PROJECT NO.	DWG NO.	REV NO.	SCALE
18221	P-401	-	As indicated

DRAWN BY	CHECKED BY
LF	SW

PLANNING

REV	DESCRIPTION	INTL.	CHK.	DATE
-	As per Client comments	LF	SW	20.02.23

nc architecture
The Island, St. Ann's Parade,
Wilmslow, Cheshire SK9 1HG

T: 01625 536 767
E: info@ncarchitecture.com
W: www.ncarchitecture.com

RIBA Chartered Practice
Architects Registration Board

NOTES: All works are to be undertaken in accordance with the Building Regulations, and the current British Standards. All proprietary materials and products are to be used and installed in strict accordance with the manufacturer's recommendations. Figured dimensions to be followed in preference to scaled. All dimensions to be checked on site, in the event of any discrepancy refer to the Architect. This drawings remains the copyright of the Architect and may not be copied in whole or in part without prior written consent.
© Neil Collins Homes Ltd. t/a NC Architecture,