General Notes:

This drawing is to be read for 'Window & External Door Schedule' purposes only.

This drawing is to be read in conjunction with the following DLA Architecture drawings:

2018-051 / 0221 - 0227 inclusive for 'Proposed Floor Plans'
2018-051 / 0231 for 'Proposed GA Sections'
2018-051 / 0242 inclusive for 'Proposed Elevations'
2018-051 / 0281 for 'Acoustic Strategy'

This drawing is to be read in conjunction with all relevant Structural Engineers detail design drawings and specifications.

This drawing is to be read in conjunction with all relevant Mechanical & Electrical Engineers detail design drawings and specifications.

All dimensions, levels and details relating to existing construction to be verified on site and any discrepancies reported to the Architect.

Note: This drawing is 'design intent' only - Specialist Sub-Contractor design portion

DLA DESIGN INTENT ONLY

EXTERNAL GLAZING WORKS PACKAGE

General:

This drawing is 'design intent' only and is subject to development by the respective Design Sub-Contractor. The design, installation and performance of the completed window systems are the responsibility of the Design Sub-Contractor. Please read alongside agreed project outline specification.

The Design Sub-Contractor is to produce fabrication drawings for comment by the Architect prior to any manufacture.

Setting out to be established and checked on site prior to any manufacture.

For locations of windows and doors, refer to DLA Architecture drawing no's 2018-051 / 0221 - 0227 (GA Plans) & 2018-051 / 0242 (Elevations)

Only overall external (masons) opening dimensions are stated on this drawing. Design Sub-Contractor to make necessary allowance for required tolerances.

Cranked support plates will be required to support and restrain the base of the window system within the extension, fixing back to the UGSF system, to the satisfaction of the frame designer.

All cill flashings, cill stop ends, closure pieces and framework cappings, perimeter mastic sealants etc. to be supplied and installed by the Design Sub-Contractor.

All Ground Floor glazing systems and external doors to accord with the requirements of 'Secured by Design' to PAS 24 or LPS1175 SR2 and in accordance with Building Regulations Approved Document Part Q 'Security - Dwellings'.

Replacement windows typically to be timber framed with paint finish and double glazed units as manufactured by 'George Barnsdale' or similar, equal & approved, installed in strict accordance with manufacturer's details. Make allowance for site measure of existing windows, in order to match new window profile and features to existing where possible (e.g. sash horns, etc.).

New windows to rear elevation typically to be ppc aluminium framed and double glazed units as 'Kawneer AA720' or similar approved, to the requirements of BS 4873:2004 and installed in strict accordance with manufacturer's details.

The perimeter frames are to be mechanically fixed in strict accordance with the manufacturer's recommendations and sealed by gun applied low modulus silicon sealant (colour to match frames) on a polyethylene backing rod. Sealant to be suitable for proposed location / adjacent materials (e.g. zinc, copper, natural stone).

All glazing to double-glazed units as 'Saint Gobain' or similar approved, to be designed by specialist glazing sub-contractor to comply with the requirements of BS 6262, BS 6375: Parts 1 and 2, BS EN 12207, BS EN 12208 and Part K of the Building Regulations. Thermal shock analysis to be provided by specialist glazing sub-contractor for their proposed glazing specifications. Reference to be made to NBS Section L40 for proposed specification / requirements.

Building Control Authority Approval:

The scheme is subject to Building Regulations approval and as such, products and materials stated on these drawings may be subject to comment by the regulatory body.

All glazing at Ground Floor Level is to achieve 'safe breakage' according with Building Regulations Approved Document Part K4 'Protection against impact with glazing' Section 5.

All glazing to Upper Floor Levels to accord with barrier loading requirements as stipulated in BS 6180:2011 Table 2 'Minimum horizontal imposed loads for parapets, barrier and balustrades' to a height of 1100mm. Reference to be made to separate DLA Architecture drawing 2018-051 / 0282 'Guarding / Loading Plans'.

Diagonal hatching denotes where a solid, ceramic frit is to be applied to the 3rd face of glass. Colour, T6 Lacobel Anthracite - pending sample approval. An insulated blanking panel is to be applied to the rear of pane to avoid thermal shock issues.

Reference also to be made to NBS Section L10.

Planning Approval / Listed Building Consent:

The scheme has been granted Planning Approval and Listed Building Consent, however Conditions require discharging in respect of the proposed windows and external doors. Therefore, products and materials stated on these drawings may be subject to comment and approval by the regulatory body.

Operation:

Windows will be either side hung, sliding sash or pivot to suit ventilation strategy requirements and will be fitted with tamperproof permanent restrictors for normal safe usage. Where cill height is less than 800mm windows to be restricted to max 100mm opening in accordance with Part K of the Building Regulations. Reference to be made to NBS Section L10 for proposed specification and ironmongery requirements.

Door Type A
PPC insulated steel security doorset as 'Ascot Doors' or similar approved. Doorset to be complete with welded and rebated frame and anti jemmy channels to perimeter of door leaf and meeting stiles. Doorset to incorporate low profile aluminium threshold to comply with Part M of the Building Regulations. Overpanel to be of same construction and finish as doors, complete with louvre panel and insect mesh backing. Reference to be made to DLA drawing 2018-051 / 0730 for access control strategy and NBS Section L20 for proposed specification and ironmongery requirements.

Door Type B
PPC aluminium / glass door within Residential entrance glazing system, all to specialist sub-contractor's details. Door to be fully draught-proofed, complete with ribbed low profile mill finished aluminium threshold strip to comply with Part M of the Building Regulations. Reference to be made to DLA drawing 2018-051 / 0730 for access control strategy and NBS Section L20 for proposed specification and ironmongery requirements.

Door Type C
PPC aluminium / glass door within A3 Unit entrance glazing system, all to specialist sub-contractor's details. Door to be fully draught-proofed, complete with ribbed low profile mill finished aluminium threshold strip to comply with Part M of the Building Regulations. Reference to be made to DLA drawing 2018-051 / 0730 for access control strategy and NBS Section L20 for proposed specification and ironmongery requirements.

Door Type D
PPC aluminium lift / slide door as 'Kawneer AA5572' or similar approved. Door to have top and bottom rails, no mid rails are to be provided. Door to be fully draught-proofed, complete with integral track / sliding mechanism and associated seals. Reference to be made to DLA Architecture drawing 2018-051 / 0730 for access control strategy and NBS Section L20 for proposed specification and ironmongery requirements.

Door Type E
PPC aluminium lift / slide door as 'Kawneer AA5572' or similar approved. Door to have top and bottom rails, no mid rails are to be provided. Door to be fully draught-proofed, complete with integral track / sliding mechanism and associated seals. Reference to be made to DLA Architecture drawing 2018-051 / 0730 for access control strategy and NBS Section L20 for proposed specification and ironmongery requirements.

Ventilation:

Purge Ventilation

Where required, purge ventilation is to be via an openable window. All opening windows are to open at least 15 degrees so that they can provide at least 1/10th purge ventilation to the room, or between 15-30 degrees so that the provide 1/20th ventilation to the room in which they serve in accordance with Approved Document F1, Appendix B. The supplier is to confirm the actual free areas and restricted opening achieved to each window size / type accordingly, in conjunction with the overall ventilation strategy to M&E Engineer's details and specification.

Background Ventilation

Not applicable, MVHR system to M&E Engineer's details.

Acoustics:

Reference to be made to Hoare Lea LLP Acoustic Report

The front (North and West Facing) elevations face directly onto a busy ring road.

The rear (South and East Facing) elevations face onto a relatively quiet private road.

Type A Glazing: 34dB Rw + Ctr
Type B Glazing: 27dB Rw + Ctr

Thermal

Thermal properties (unless advised otherwise by the M&E consultant) will be in line with those stated in Approved Document Part L1b (reference to be made to DLA drawing 2018-051 / 0280 for Thermal Extents Plans):

New Extension

- Windows - 1.6 W/m²K (g-value - 0.4) *.

Existing Building

- Doors - replaced 1.8 W/m²K.
- Windows - replaced 1.6 W/m²K (g-value 0.4) *.

The manufacturer is to provide project specific calculations to confirm that their proposals achieve these requirements.

* = Glazing to be 'low iron' specification. Provide sample for approval.

Wind Loading:

To be advised by the Structural Engineer (Dudleys)

External Door Schedule						
Door Reference	Type	S/O : Height x Width	Cill height above FFL	Head ht above FFL	Acoustic Rating	
D-EX-0-01	A	2400x1600mm *	-	2400mm	-	
	Note: Increase existing opening height. PAS 24. Louvred panel over c/w insect mesh.					
D-EX-0-01	B	3015x1390mm *	-	3015mm	-	
	Note: PAS 24. Feature 'copper' canopy as DLA drawing 2018-051 / 0303.					
D-EX-0-02	C	3930x2745mm *	-	3365mm	-	
	Note: PAS 24. Feature 'copper' canopy as DLA drawing 2018-051 / 0304.					
D-EX-0-03	-	2195x1065mm *	-	2195mm	-	
	Note: Existing timber door to be retained, made good where necessary, suitably prepared and re-decorated - Colour RAL 7021 Black Grey.					
D-EX-4-01	D	2050x2338mm	350mm	2400mm	B	
D-EX-4-02	E	2050x6680mm	550mm	2400mm	B	
D-EX-4-03	D	2050x2338mm	550mm	2400mm	B	

Notes

* Denotes window in existing opening. Site measure to be undertaken.

Window Schedule							
	Window Reference	Type	S/O : Height x Width	Cill height above FFL	Head ht above FFL	Acoustic Rating	Notes
GROUND FLOOR	W-0-01	A	2545x1185mm *	800mm	3145mm	A	Arched window head. PAS 24 to GF. Timber architrave / shutters retained.
	W-0-02	A	2545x1185mm *	800mm	3145mm	A	Arched window head. PAS 24 to GF. Timber architrave / shutters retained.
	W-0-03	A	2545x1185mm *	800mm	3145mm	A	Arched window head. PAS 24 to GF. Timber architrave / shutters retained.
	W-0-04	A	2545x1185mm *	800mm	3145mm	A	Arched window head. PAS 24 to GF. Timber architrave / shutters retained.
	W-0-05	A	2330x1155mm *	815mm	3145mm	A	Arched window head. PAS 24 to GF. Timber architrave / shutters retained.
	W-0-06	A	2330x1155mm *	815mm	3145mm	A	Arched window head. PAS 24 to GF. Timber architrave / shutters retained.
	W-0-07	A	2330x1155mm *	815mm	3145mm	A	Arched window head. PAS 24 to GF. Timber architrave / shutters retained.
	W-0-08	A	2330x1155mm *	815mm	3145mm	A	Arched window head. PAS 24 to GF. Timber architrave / shutters retained.
	W-0-09	-	-	-	-	-	Reference not used, according with numbering from Woodhall condition report.
	W-0-10	B	3110x1155mm *	35mm	3145mm	-	Arched window head. PAS 24 to GF. Break out stone cill below. Privacy Glass
	W-0-11	B	3110x1155mm *	35mm	3145mm	-	Arched window head. PAS 24 to GF. Break out stone cill below. Privacy glass.
	W-0-12	B	3110x1155mm *	35mm	3145mm	-	Arched window head. PAS 24 to GF. Break out stone cill below. Guarding load (out to in).
	W-0-13	B	3110x1155mm *	35mm	3145mm	-	Arched window head. PAS 24 to GF. Break out stone cill below. Guarding load (out to in).
	W-0-14	-	-	-	-	-	Reference not used, according with numbering from Woodhall condition report.
	W-0-15	A1	2300x1175mm *	875mm	3175mm	-	Arched window head. PAS 24 to GF. Break out stone for form window opening.
	W-0-16	A1	2300x1175mm *	875mm	3175mm	-	Arched window head. PAS 24 to GF. Break out stone for form window opening.
	W-0-17	A1	2285x1200mm *	875mm	3160mm	-	Arched window head. PAS 24 to GF.
	W-0-18	A1	2285x1200mm *	875mm	3160mm	-	Arched window head. PAS 24 to GF.
	W-0-19	-	-	-	-	-	Reference not used, according with numbering from Woodhall condition report.
	W-0-20	A1	2285x1180mm *	875mm	3160mm	-	Arched window head. PAS 24 to GF.
	W-0-21	A1	2285x1200mm *	875mm	3160mm	-	Arched window head. PAS 24 to GF.
	W-0-22	A1	2285x1185mm *	875mm	3160mm	-	Arched window head. PAS 24 to GF.
	W-0-23	A1	2285x1185mm *	875mm	3160mm	-	Arched window head. PAS 24 to GF.
FIRST FLOOR	W-1-01	C	2095x1160mm *	670mm	2765mm	A	Ensure min 800mm to window cill for guarding.
	W-1-02	C	2095x1160mm *	670mm	2765mm	A	Ensure min 800mm to window cill for guarding.
	W-1-03	C	2095x1160mm *	670mm	2765mm	A	Ensure min 800mm to window cill for guarding.
	W-1-04	C	2095x1160mm *	670mm	2765mm	A	Ensure min 800mm to window cill for guarding.
	W-1-05	C	2095x1160mm *	670mm	2765mm	A	Ensure min 800mm to window cill for guarding.
	W-1-06	C	2095x1160mm *	670mm	2765mm	A	Ensure min 800mm to window cill for guarding.
	W-1-07	C	2095x1160mm *	670mm	2765mm	A	Ensure min 800mm to window cill for guarding.
	W-1-08	C	2095x1160mm *	670mm	2765mm	A	Ensure min 800mm to window cill for guarding.
	W-1-09	C1	2075x1175mm *	670mm	2745mm	A	Ensure min 800mm to window cill for guarding.
	W-1-10	C1	2075x1175mm *	670mm	2745mm	A	Ensure min 800mm to window cill for guarding.
	W-1-11	C	2085x1160mm *	670mm	2755mm	A	Ensure min 800mm to window cill for guarding.
	W-1-12	C	2085x1160mm *	670mm	2755mm	A	Ensure min 800mm to window cill for guarding.
	W-1-13	C	2085x1160mm *	670mm	2755mm	A	Ensure min 800mm to window cill for guarding.
	W-1-14	C	2085x1160mm *	670mm	2755mm	B	Ensure min 800mm to window cill for guarding.
	W-1-15	C1	2145x1180mm *	670mm	2815mm	B	Ensure min 800mm to window cill for guarding.
	W-1-16	C1	2145x1180mm *	670mm	2815mm	B	Ensure min 800mm to window cill for guarding.
	W-1-17	C1	2145x1180mm *	670mm	2815mm	B	Ensure min 800mm to window cill for guarding.
	W-1-18	C1	2145x1180mm *	670mm	2815mm	B	Ensure min 800mm to window cill for guarding.
	W-1-19	C1	2145x1180mm *	670mm	2815mm	B	Ensure min 800mm to window cill for guarding.
	W-1-20	C1	2145x1180mm *	670mm	2815mm	B	Ensure min 800mm to window cill for guarding.
	W-1-21	C1	2145x1180mm *	670mm	2815mm	B	Ensure min 800mm to window cill for guarding.
	W-1-22	C1	2145x1180mm *	670mm	2815mm	B	Ensure min 800mm to window cill for guarding. Privacy glass.
	W-1-23	C1	2145x1180mm *	670mm	2815mm	B	Ensure min 800mm to window cill for guarding.
	W-1-24	D	1900x800mm	800mm	2700mm	B	Form new window opening.
	W-1-25	D	1900x800mm	800mm	2700mm	B	Form new window opening.
	W-1-26	E	5900x1645mm	635mm	Spans Levels 1-2	B	Form new window opening. Feature 'copper' surround as DLA drawing 2018-051 / 0305.
SECOND FLOOR	W-2-01	F	2065x1165mm *	620mm	2685mm	A	Guarding load (in to out).
	W-2-02	F	2065x1165mm *	620mm	2685mm	A	Guarding load (in to out).
	W-2-03	F	2065x1165mm *	620mm	2685mm	A	Guarding load (in to out).
	W-2-04	F	2065x1165mm *	620mm	2685mm	A	Guarding load (in to out).
	W-2-05	F	2065x1165mm *	620mm	2685mm	A	Guarding load (in to out).
	W-2-06	F	2065x1165mm *	620mm	2685mm	A	Guarding load (in to out).
	W-2-07	F	2065x1165mm *	620mm	2685mm	A	Guarding load (in to out).
	W-2-08	F	2065x1165mm *	620mm	2685mm	B	Guarding load (in to out).
	W-2-09	F1	2055x1165mm *	620mm	2675mm	A	Guarding load (in to out).
	W-2-10	F	2064x1165mm *	620mm	2675mm	A	Guarding load (in to out).
	W-2-11	F	2055x1165mm *	620mm	2675mm	A	Guarding load (in to out).
	W-2-12	F	2025x1165mm *	620mm	2645mm	A	Guarding load (in to out).
	W-2-13	F	2025x1165mm *	620mm	2645mm	A	Guarding load (in to out).
	W-2-14	F	2025x1165mm *	620mm	2645mm	B	Guarding load (in to out).
	W-2-15	F1	2095x1185mm *	605mm	2700mm	B	Guarding load (in to out).
	W-2-16	F1	2095x1185mm *	605mm	2700mm	B	Guarding load (in to out).
	W-2-17	F1	2095x1185mm *	605mm	2700mm	B	Guarding load (in to out).
	W-2-18	F1	2095x1185mm *	605mm	2700mm	B	Guarding load (in to out).
	W-2-19	F1	2095x1185mm *	605mm	2700mm	B	Guarding load (in to out).
	W-2-20	F1	2095x1185mm *	605mm	2700mm	B	Guarding load (in to out).
	W-2-21	F1	2095x1185mm *	605mm	2700mm	B	Guarding load (in to out).
	W-2-22	F1	2095x1185mm *	605mm	2700mm	B	Guarding load (in to out). Privacy glass.
	W-2-23	F1	2095x1185mm *	605mm	2700mm	B	Guarding load (in to out).
	W-2-24	D	1900x800mm	800mm	2700mm	B	Form new window opening.
	W-2-25	D	1900x800mm	800mm	2700mm	B	Form new window opening.
	W-2-26	-	-	-	-	-	W-1-26 spans Levels 1-2.
THIRD FLOOR	W-3-01	G	1885x1160mm *	170mm	2055mm	A	Arched window head. Guarding load (in to out).
	W-3-02	G	1885x1160mm *	170mm	2055mm	A	Arched window head. Guarding load (in to out).
	W-3-03	G	1885x1160mm *	170mm	2055mm	A	Arched window head. Guarding load (in to out).
	W-3-04	G	1885x1160mm *	170mm	2055mm	A	Arched window head. Guarding load (in to out).
	W-3-05	G	1870x1160mm *	170mm	2040mm	A	Arched window head. Guarding load (in to out).
	W-3-06	G	1870x1160mm *	170mm	2040mm	A	Arched window head. Guarding load (in to out).
	W-3-07	G	1870x1160mm *	170mm	2040mm	A	Arched window head. Guarding load (in to out).
	W-3-08	G	1870x1160mm *	170mm	2040mm	A	Arched window head. Guarding load (in to out).
	W-3-09	G	1855x1160mm *	170mm	2025mm	A	Curved window (outside radius ~6m TBC). Arched window head. Guarding load (in to out).
	W-3-10	G	1855x1160mm *	170mm	2025mm	A	Arched window head. Guarding load (in to out). Privacy glass.
	W-3-11	G	1855x1160mm *	170mm	2025mm	A	Arched window head. Guarding load (in to out).
	W-3-12	G	1875x1160mm *	170mm	2045mm	A	Arched window head. Guarding load (in to out).
	W-3-13	G	1875x1160mm *	170mm	2045mm	A	Arched window head. Guarding load (in to out).
	W-3-14	G	1875x1160mm *	170mm	2045mm	A	Arched window head. Guarding load (in to out).
	W-3-15	G1	1915x1180mm *	170mm	2085mm	A	Arched window head. Guarding load (in to out).
	W-3-16	G1	1915x1180mm *	170mm	2085mm	A	Arched window head. Guarding load (in to out).
	W-3-17	G1	1915x1180mm *	170mm	2085mm	B	Arched window head. Guarding load (in to out).
	W-3-18	G1	1915x1180mm *	170mm	2085mm	B	Arched window head. Guarding load (in to out).
	W-3-19	G1	1915x1180mm *	170mm	2085mm	B	Arched window head. Guarding load (in to out).
	W-3-20	G1	1915x1180mm *	170mm	2085mm	B	Arched window head. Guarding load (in to out).
	W-3-21	G1	1915x1180mm *	170mm	2085mm	B	Arched window head. Guarding load (in to out).
	W-3-22	G1	1915x1180mm *	170mm	2085mm	B	Arched window head. Guarding load (in to out).
	W-3-23	G1	1915x1180mm *	170mm	2085mm	B	Arched window head. Guarding load (in to out).
	W-3-24	H	2030x1375mm *	880mm	2910mm	B	-
	W-3-25	H	2030x1375mm *	880mm	2910mm	B	-
	W-3-25	H	2030x1375mm *	880mm	2910mm	B	-
	W-3-26	J	2005x1380mm *	885mm	2890mm	B	Insulated panel for attachment of zinc covering. Privacy glass.
	W-3-27	H	2030x1375mm *	845mm	2875mm	B	-
	W-3-28	K	1980x1375mm *	900mm	2880mm	B	Cill detail to be agreed (currently in lead, with reduced window height).
	W-3-29	K	1980x1375mm *	900mm	2880mm	B	Cill detail to be agreed (currently in lead, with reduced window height).
	W-3-30	K	1980x1375mm *	900mm	2880mm	B	Cill detail to be agreed (currently in lead, with reduced window height).
	W-3-31	K	1980x1375mm *	900mm	2880mm	A	Cill detail to be agreed (currently in lead, with reduced window height).
ROOFTOP FLOOR	W-4-01	L	2230x1140mm	700mm	2000mm	A	Centre pivot rooflight & fixed clear glazed panel above. 100mm restrictor & integral blinds.
	W-4-02	L	2230x1140mm	700mm	2000mm	A	Centre pivot rooflight & fixed clear glazed panel above. 100mm restrictor & integral blinds.
	W-4-03	L	2230x1140mm	700mm	2000mm	A	Centre pivot rooflight & fixed clear glazed panel above. 100mm restrictor & integral blinds.
	W-4-04	L	2230x1140mm	700mm	2000mm	A	Centre pivot rooflight & fixed clear glazed panel above. 100mm restrictor & integral blinds.
	W-4-05	L	2230x1140mm	700mm	2000mm	A	Centre pivot rooflight & fixed clear glazed panel above. 100mm restrictor & integral blinds.
	W-4-06	L	2230x1140mm	700mm	2000mm	A	Centre pivot rooflight & fixed clear glazed panel above. 100mm restrictor & integral blinds.
	W-4-07	L	2230x1140mm	700mm	2000mm	A	Centre pivot rooflight & fixed clear glazed panel above. 100mm restrictor & integral blinds.
	W-4-08	L	2230x1140mm	700mm	2000mm	A	Centre pivot rooflight & fixed clear glazed panel above. 100mm restrictor & integral blinds.
	W-4-09	L	2230x1140mm	700mm	2000mm	A	Centre pivot rooflight & fixed clear glazed panel above. 100mm restrictor & integral blinds.
	W-4-10	L	2230x1140mm	700mm	2000mm	A	Centre pivot rooflight & fixed clear glazed panel above. 100mm restrictor & integral blinds.
	W-4-11	L	2230x1140mm	700mm	2000mm	A	Centre pivot rooflight & fixed clear glazed panel above. 100mm restrictor & integral blinds.
	W-4-12	L	2230x1140mm	700mm	2000mm	A	Centre pivot rooflight & fixed clear glazed panel above. 100mm restrictor & integral blinds.
	W-4-13	L	2230x1140mm	700mm	2000mm	A	Centre pivot rooflight & fixed clear glazed panel above. 100mm restrictor & integral blinds.
	W-4-14	L	2230x1140mm	700mm	2000mm	A	Centre pivot rooflight & fixed clear glazed panel above. 100mm restrictor & integral blinds.
	W-4-15	L	2230x1140mm	700mm	2000mm	A	Centre pivot rooflight & fixed clear glazed panel above. 100mm restrictor & integral blinds.
	W-4-16	L	2230x1140mm	700mm	2000mm	A	Centre pivot rooflight & fixed clear glazed panel above. 100mm restrictor & integral blinds.
	W-4-17	L	2230x1140mm	700mm	2000mm	A	Centre pivot rooflight & fixed clear glazed panel above. 100mm restrictor & integral blinds.
	W-4-18	L	2230x1140mm	700mm	2000mm	A	Centre pivot rooflight & fixed clear glazed panel above. 100mm restrictor & integral blinds.
	W-4-19	L	2230x1140mm	700mm	2000mm	A	Centre pivot rooflight & fixed clear glazed panel above. 100mm restrictor & integral blinds.

Notes

* Denotes window in existing opening. Site measure to be undertaken.

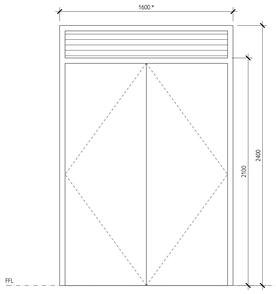

Hinged door (PAS 24)

PPC insulated steel security doorset
Colour: RAL 7021 (Black Grey)

Type A

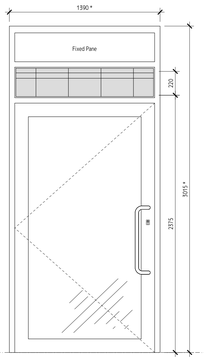

Hinged door (PAS 24)

PPC aluminium frame
Colour: RAL 7021 (Black Grey)

Glaze an insulated steel panel into the frame, for the attachment of copper canopy (see separate design intent).

Type B

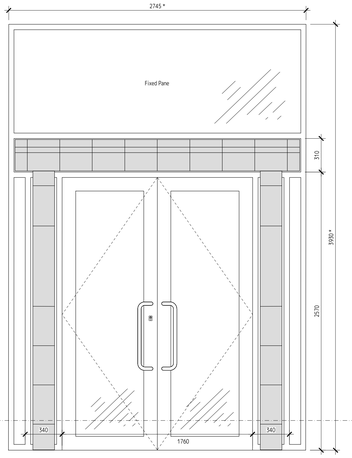

Hinged door (PAS 24)

PPC aluminium frame
Colour: RAL 7021 (Black Grey)

Glaze an insulated steel panel into the frame, for the attachment of copper canopy (see separate design intent).

Type C

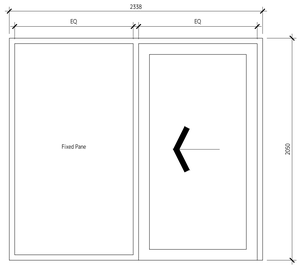

Lift / Slide door.

PPC aluminium frame
Colour: RAL 7021 (Black Grey)

Type D

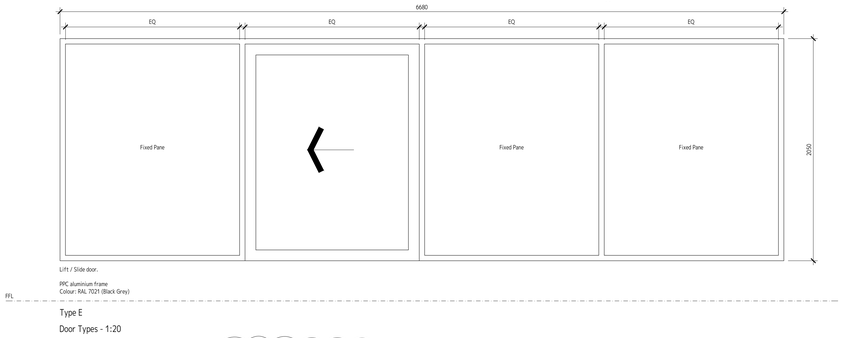

Lift / Slide door.

PPC aluminium frame
Colour: RAL 7021 (Black Grey)

Type E

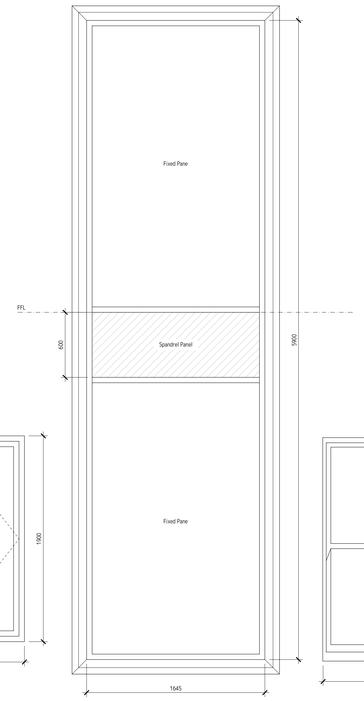

Door Types - 1:20

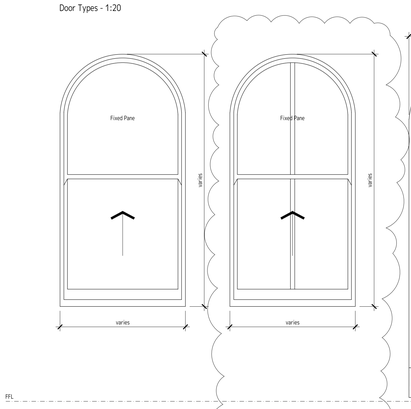

Bottom sliding sash with moulded sash horns
Fixed top

Timber window frame with paint finish
Colour: RAL 7021 (Black Grey)

Type A

Bottom sliding sash with moulded sash horns
Fixed top
Central mullions

Timber window frame with paint finish
Colour: RAL 7021 (Black Grey)

Type A1

Fixed pane

Structural glass system
'Frameless'

Type B

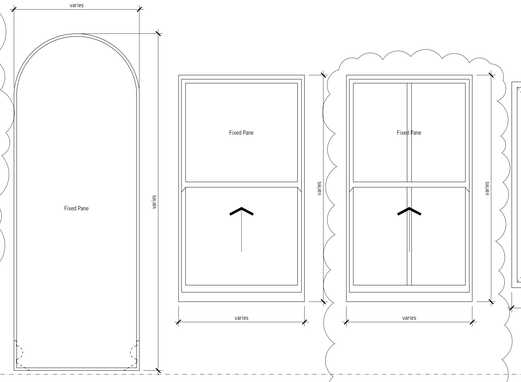

Bottom sliding sash with moulded sash horns
Fixed top
Central mullions

Timber window frame with paint finish
Colour: RAL 7021 (Black Grey)

Type C

Bottom sliding sash with moulded sash horns
Fixed top
Central mullions

Timber window frame with paint finish
Colour: RAL 7021 (Black Grey)

Type C1

Side hung, fully operable (inward)

PPC aluminium frame
Colour: RAL 7021 (Black Grey)

Type D

Fixed pane (feature surround as DLA drawing 2018-051 / 0305)

PPC aluminium frame
Colour: RAL 7021 (Black Grey)

Type E

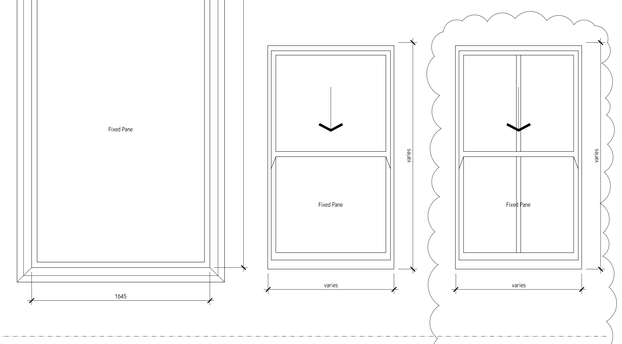

Top sliding sash with moulded sash horns
Fixed bottom
Central mullions
Timber window frame with paint finish
Colour: RAL 7021 (Black Grey)

Type F

Top sliding sash with moulded sash horns
Fixed bottom
Central mullions
Timber window frame with paint finish
Colour: RAL 7021 (Black Grey)

Type F1

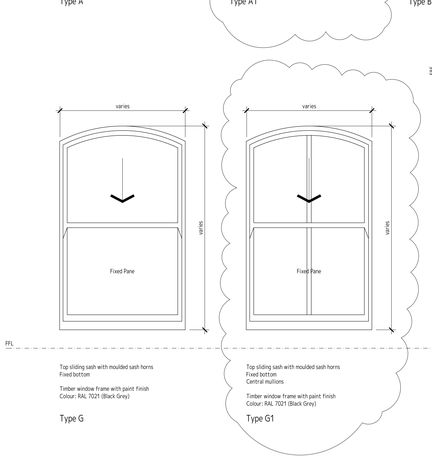

Top sliding sash with moulded sash horns
Fixed bottom

Timber window frame with paint finish
Colour: RAL 7021 (Black Grey)

Type G

Top sliding sash with moulded sash horns
Fixed bottom
Central mullions

Timber window frame with paint finish
Colour: RAL 7021 (Black Grey)

Type G1

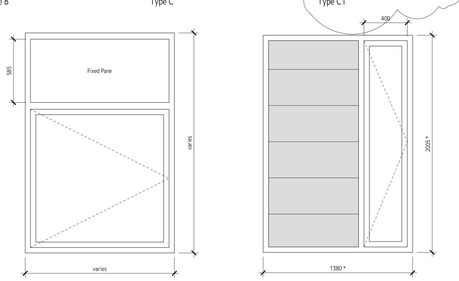

Side hung, fully operable (inward)

PPC aluminium frame
Colour: RAL 7021 (Black Grey)

Type H

Side hung, fully operable (inward)

PPC aluminium frame
Colour: RAL 7021 (Black Grey)

Glaze an insulated steel panel into the frame, for the attachment of zinc welted joint panels to match elsewhere. Dimension between frame to suit standard welt joint centre.

Type J

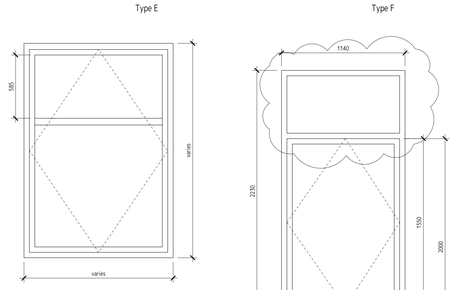

Center pivot, fully operable (inward)

PPC aluminium frame
Colour: RAL 7021 (Black Grey)

Type K

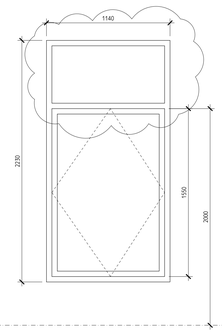

Centre pivot rooflight, fixed clear glazed panel above

PPC aluminium frame
Colour: RAL 7021 (Black Grey)

Type L

INFORMATION CONTAINED IN THIS DRAWING IS THE SOLE COPYRIGHT OF DLA ARCHITECTURE LTD AND IS NOT TO BE REPRODUCED WITHOUT PERMISSION

DO NOT SCALE, REFER TO FIGURED DIMENSIONS ONLY

REVISIONS

A	03/09/21	ML	IJ
ENTRANCE DOORS UPDATED.			
B	10/09/21	JH	ML
G-VALUE'S UPDATED, ALL AS CLOUDED. ROOFLIGHTS ALL TO BE ACOUSTIC TYPE A. ROOFLIGHT CONFIGURATION / SPEC UPDATED.			
C	15/07/22	IJ	ML
WINDOW UPDATED AS CLOUDED			
D	11/03/24	SH	SH
AMENDMENTS TO REFLECT DISCUSSIONS WITH LA CONSERVATION OFFICERS COMMENTS 17/01/24 TO INCLUDE: - CENTRAL MULLIONS WHERE NOTED - DOWN SLIDING SASHES TO SECOND & THIRD FLOORS - CLEAR GLAZING TO ROOFLIGHTS			

dla ARCHITECTURE
55 St Pauls Street | Leeds | LS1 2TE
0113 887 3100
www.dla-architecture.co.uk

PROJECT
FIELD HOUSE
15 WELLINGTON ROAD, DEWSBURY

TITLE
WINDOW & EXTERNAL DOOR SCHEDULE

SCALE		DATE
1:50	@A0	27/08/21

DRAWN	REVIEWED
ML	-

DLA REF	NUMBER	REVISION
2018-051	0700	D

STATUS
PLANNING
T:\2018\2018-051\CAD\05-AUTOCAD\DWGS\0700

0 250 500 750 1000 2000 4000