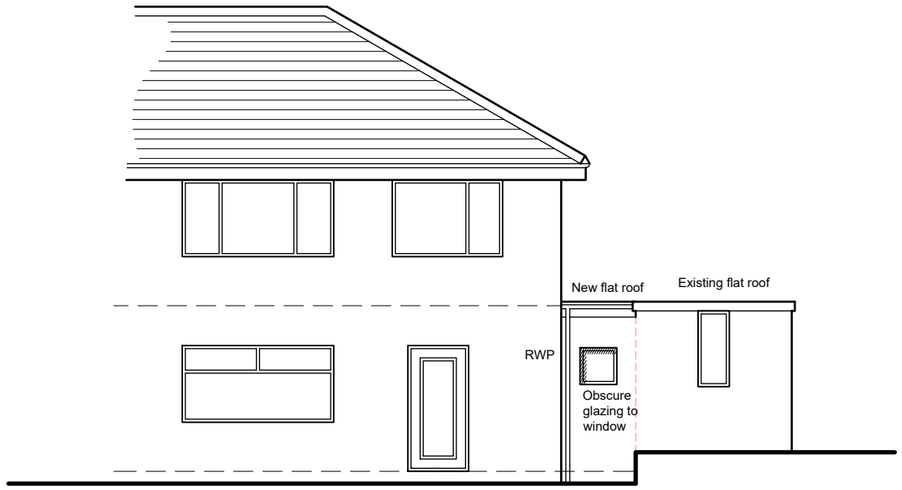

Front Elevation

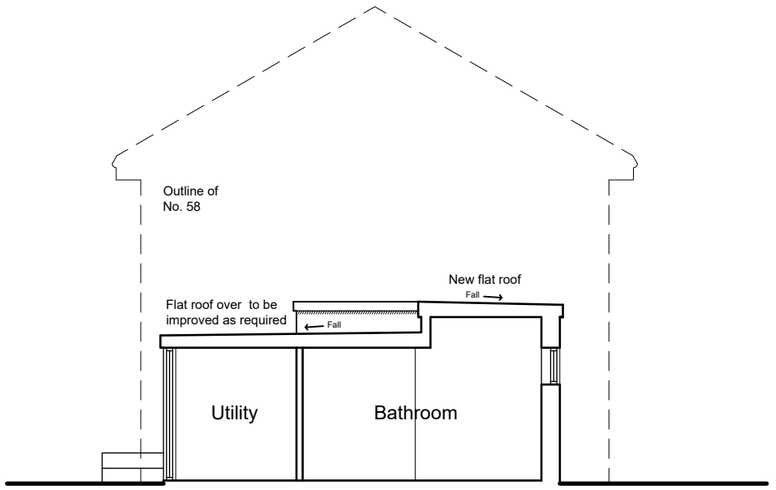

Section

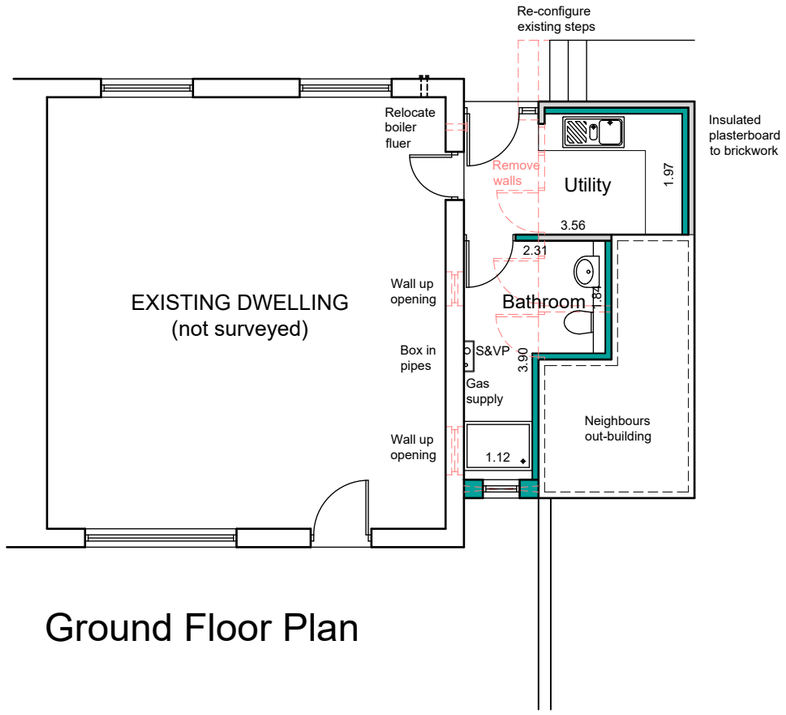

Ground Floor Plan

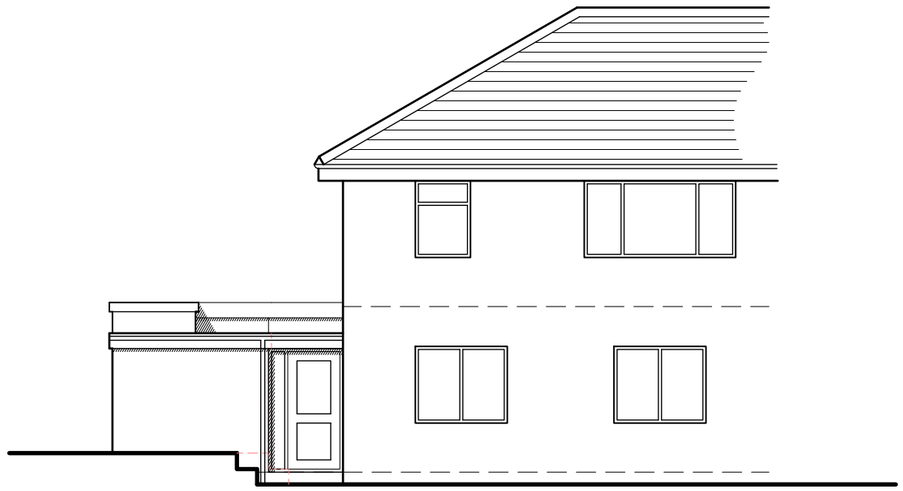

Rear Elevation

1:100 0 2 4 6 8 10 m

NOTES

This drawing has been prepared specifically for the purpose of obtaining Planning and or Building Regulations Approval. Its suitability for other purposes without additional supplementary details and specifications cannot be guaranteed.

All dimensions are to be checked on site, any discrepancies are to be reported to the designer before work commences. Use only figured dimensions.

All structural components shown are indicative only. Details / calculations of structural members are to be provided by the Structural Engineer.

This drawing is not to be copied or divulged to a third party without written permission.

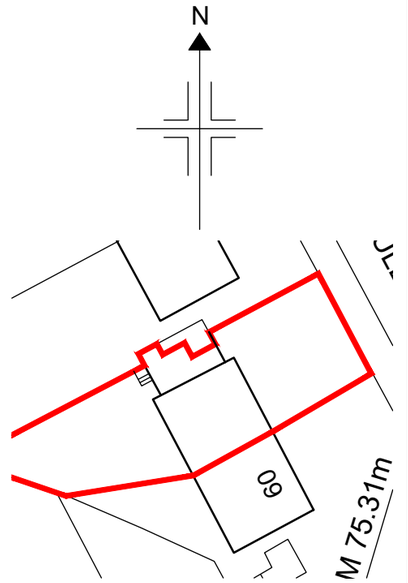

Block Plan - 1:500

Heneghan ARCHITECTURE
enquiries@heneghanarchitecture.com
www.heneghanarchitecture.com

Revisions

P01	Preliminary Issue	25.04.22
P02	Client amendments	28.04.22

Project:

Singley Storey Side Extension

at 58 Coule Royd
Huddersfield
HD5 9RN

for Mr. I. Ahmed

Proposed Plans and Elevations

Purpose of issue: PLANNING

Drawn	DRH
Date	April 2022
Scales	1:100 @ A3
Drawing No.	2265 - 0102 - P02