

REAR ELEVATION
(scale 1 : 100)

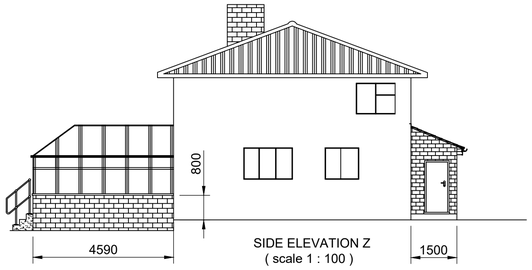

SIDE ELEVATION Z
(scale 1 : 100)

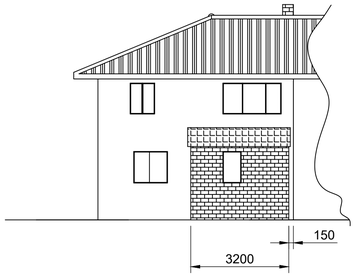

FRONT ELEVATION Y
(scale 1 : 100)

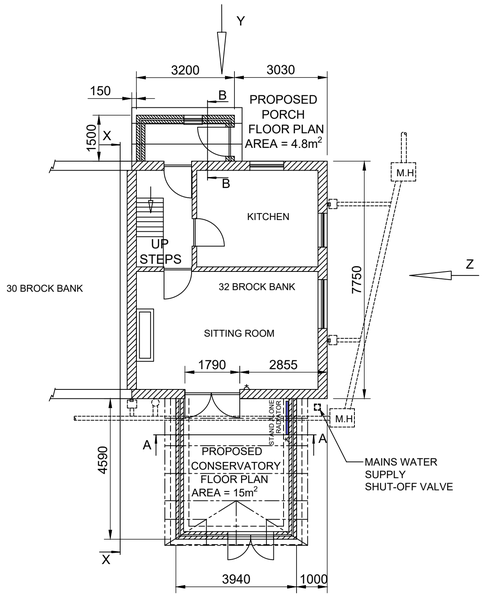

GROUND FLOOR PLAN
(Scale 1 : 100)

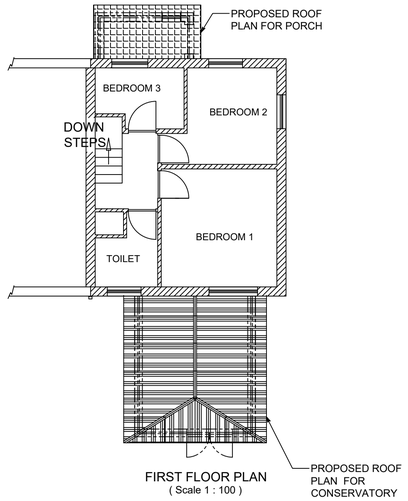

FIRST FLOOR PLAN
(Scale 1 : 100)

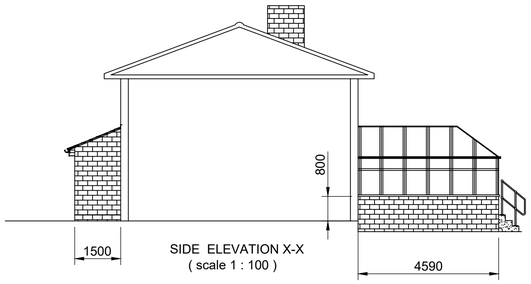

SIDE ELEVATION X-X
(scale 1 : 100)

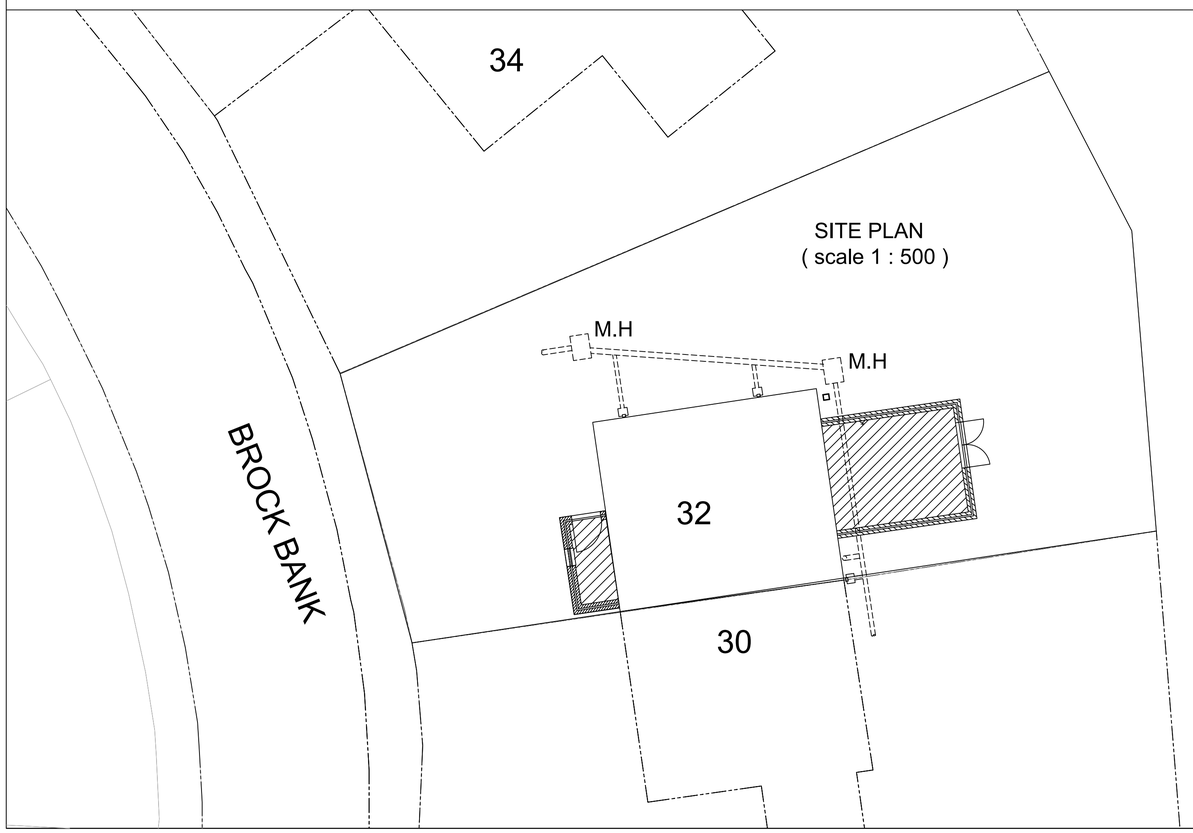

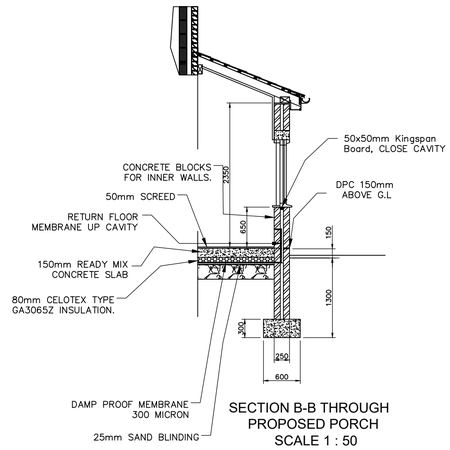

SECTION B-B THROUGH
PROPOSED PORCH
SCALE 1 : 50

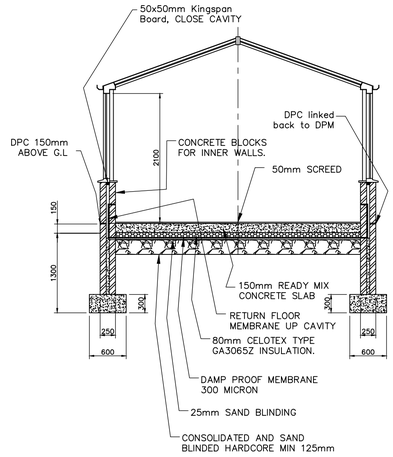

SECTION A-A THROUGH
PROPOSED CONSERVATORY
SCALE 1 : 50

NOTES

Conservatory is designed to withstand
a wind speed of 51m/s

FOUNDATION

Concrete Strip Foundations layed on Load bearing strata Depth 300mm Width 600mm. Foundation Layed 800mm below ground level or to same level as house whichever is greater. Foundation to be firm and uniform prior to concreting.

FLOOR CONSTRUCTION

Mimimum 20mm well compacted hardcore. Compacted in 125mm layers. 25mm sand blinding and DPM finished with 80mm KINGSPAN thermafloor insulation with 150mm concrete slab.

WALL CONSTRUCTION

Wall Width to be 250mm (100–50–100). Cavity wall to be tied together using Galvanised wall ties at 750mm horizontal x 450mm vertical centres, wall ties shall be within 225mm horizontal of unopened jamb and 300mm vertical centres, of the door. Stronghold wall starters used to tie proposed wall to existing Building. Holding down Straps to be fitted. Proposed DPC to be linked to existing and should be continuous.

FRAMES AND WINDOWS, DOORS GLAZING.

Double Glazed UPVC, VEKA Frames fully reinforced.
All Glazed will Comply to BS6262:Part 4 : 1994.

ELECTRICS

All electrical work to be carried out in strict accordance with the current IEE regulations. All electrics to be installed in Accordance with BS7671:2001. The Conservatory shall be equiped with 2 Double electrical Sockets and 1 light point.

ROOF DETAILS

BBA Certified roof system with 32mm polycarbonate roof.
Code 4 lead flashing to be used at roof wall plate.
Lead to have a 150mm Upstand and beraggled min 25mm into the existing house wall and dressed down onto new Conservatory roof.

DRAINAGE

100mm OG guttering used on Conservatory roof.
68mm Diameter UPVC down pipe. 100mm Diameter UPVC drainage pipes.
All underground drainage shall be layed to fall. All drainage to be installed in accordance with BS EN 752–3:1997 , BS EN 7524:1998 and BS EN 1610 : 1998.

PROPOSED CONSERVATORY AND PORCH 32 BROCK BANK DALTON HUDDERSFIELD HD5 9RE FOR MR & MRS MUKANDIWA	DRAWN BY NYARIE	CHECKED BY NM	REV. C D E F G
	DATE 14–07–2022	SCALE 1:50 & 1:100	
	CLIENT : MUKANDIWA	DRAWING No. 002 Rev–G	