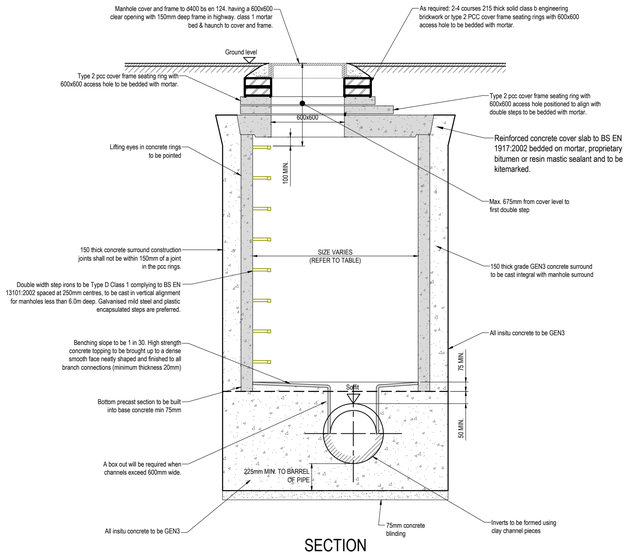

SECTION

PIPE DIA	EQUIVALENT ROCKER PIPE LENGTH
≤ 525	0.60
600-750	1.00
≥ 825	1.25

ROCKER PIPES USED UNTIL THE PIPE O.D. EXCEEDS THE EFFECTIVE LENGTH OF THE ROCKER PIPE

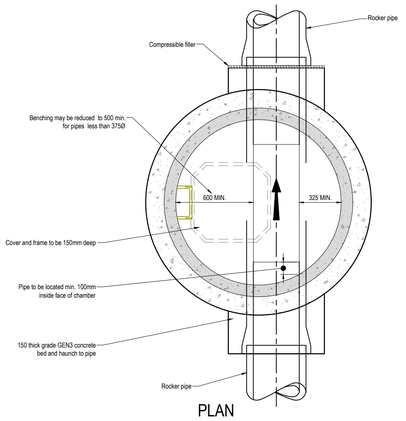

PLAN

MIN. CHANNEL LENGTH	
CHAMBER DIA.	MIN. LENGTH "X"
1200	950
1500	1050
1800	1150
2100	1300
2400	1450
2700	1550
3000	1700

SCHEDULE OF CHAMBER DIAMETERS	
DIA. OF LARGEST PIPE IN MANHOLE	INTERNAL DIA. OF MANHOLE
LESS THAN 375Ø	1200
375-700 (incl)	1500
750-900 (incl)	1800
>900	N/A

TYPICAL MANHOLE DETAIL TYPE B
DEPTH TO SOFFIT OF PIPE 1500 TO 3000
SCALE 1:20

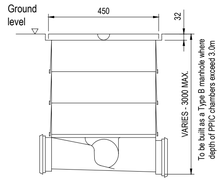

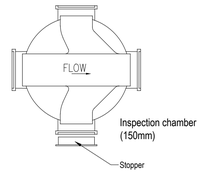

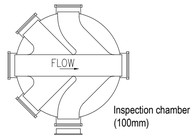

NOTES 1.

1. Cast iron cover and plastic frame are suitable for use where wheel loads do not exceed 1.5 tonnes.
2. For vehicle loading installations, chamber to be surrounded with 250mm thick concrete and cover replaced with appropriate loading classification cover.
3. Where side branches are not to be used stopper to be inserted to blank off connection
4. Access to chamber restricted to 350mm for chamber depths greater than 1.2m

PRIVATE POLYPROPYLENE INSPECTION CHAMBER (PPIC)
TYPE NON ENTRY INSPECTION BY WAVIN OSA TO BS 7158:2001 KITEMARKED

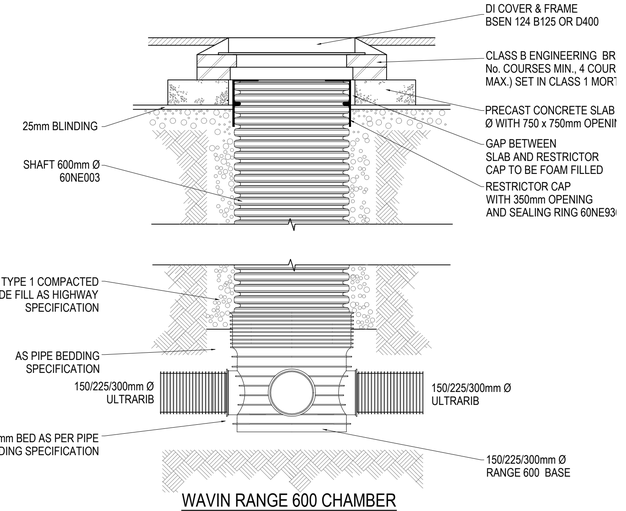

WAVIN RANGE 600 CHAMBER
B125 / D400 LOADING
NOT TO SCALE

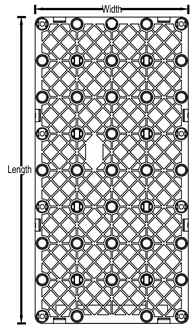

PLAN VIEW
Scale 1:10

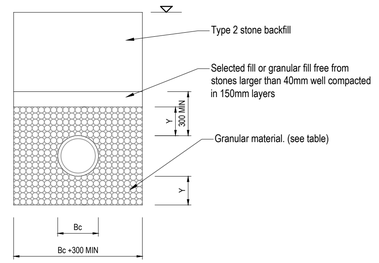

CLASS S DETAIL

NOMINAL PIPE DIA (mm)	SINGLE SIZED (mm)	GRADED (mm)
150	10 or 14	14 to 5
200 to 300	10,14 or 20	14 to 5 or 20 to 5
375 to 525	14 or 20	14 to 5 or 20 to 5
Greater than 525	14,20 or 40	14 to 5,20 to 5 or 40 to 5

GRANULAR BEDDING MATERIAL
(ALL AGGREGATES TO TABLE 4 OF BS 882:1983)

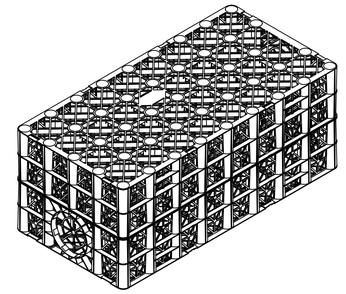

ISOMETRIC VIEW
Scale 1:10

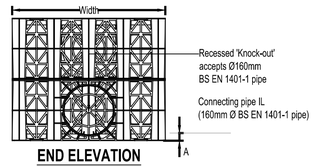

END ELEVATION
Scale 1:10

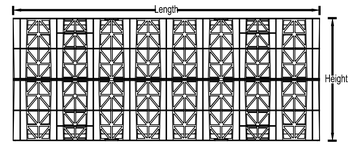

SIDE ELEVATION
Scale 1:10

POLYSTORM CELLS
Product Code: PSM2

POLYSTORM TABLE

NAME	CODE	LENGTH (mm)	WIDTH (mm)	HEIGHT (mm)	A (mm)	VERTICAL STRENGTH (kN/m²)	LATERAL STRENGTH (kN/m²)	COLOUR	MATERIAL
Polystorm Lite	PSM2	1000	500	400	25	200	40	Black	Recycled Polypropylene

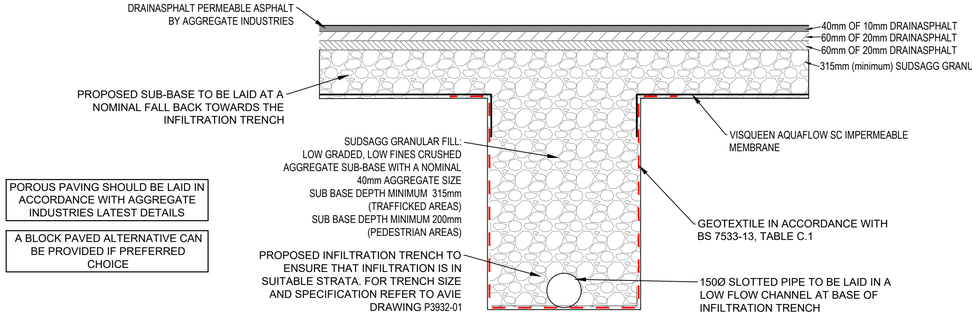

POROUS PAVING SHOULD BE LAID IN ACCORDANCE WITH AGGREGATE INDUSTRIES LATEST DETAILS

A BLOCK PAVED ALTERNATIVE CAN BE PROVIDED IF PREFERRED CHOICE

TYPICAL SECTION THROUGH POROUS TARMAC/INFILTRATION TRENCH
SCALE 1:25

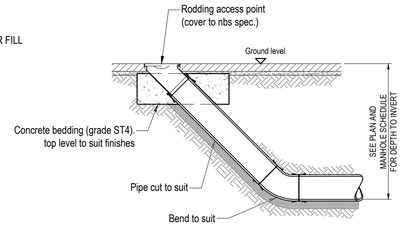

PRIVATE TYPICAL RODDING EYE DETAIL
SCALE 1:20

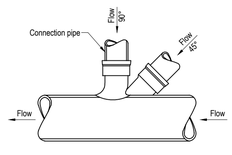

TYPICAL JUNCTION CONNECTION DETAIL

OBLIQUE OR SQUARE CURVED JUNCTION CONNECTION TO BE USED WHEN PUBLIC SEWER IS NOT 3 PIPE SIZES LARGER THAN THE LATERAL (CONNECTION) TO BE CONNECTED

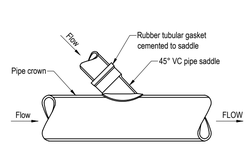

TYPICAL SADDLE CONNECTION DETAIL

SADDLE CONNECTION INTO PUBLIC SEWER IS ACCEPTABLE WHEN SEWER DIAMETER IS THREE INCREMENTS LARGER THAN CONNECTION DIAMETER. SADDLE CONNECTIONS MUST BE POSITIONED AT 10 O'CLOCK OR 2 O'CLOCK AND AT AN ANGLE OF 45°. SADDLES SHALL BE THE SAME MATERIAL AS EXISTING SEWER.

THE TABLE BELOW SHOWS IF A JUNCTION OR SADDLE MAY BE USED FOR VARIOUS PUBLIC SEWER AND LATERAL COMBINTIONS

Notes-

This drawing is copyright and must not be copied in part or in whole unless agreed with Avie Consulting Ltd.

All dimensions are in millimetres unless noted otherwise.

DO NOT SCALE THIS DRAWING - IF IN DOUBT ASK

1. All dimensions & levels to be checked by the contractor prior to commencement of work, any discrepancy shall be reported immediately to Avie Consulting Ltd.
2. All work shall be carried out in accordance with Local Authority, statutory authority, health & safety requirements and regulations.
3. The drawings shall be read in accordance with all other contract documents relevant at that time of issue and during the period of the contract.
4. The contractor must ensure the overall stability of the works is adequate at all stages of the construction.

Rev	Details	By	Chk	Date
Ø	Initial issue	J.C.	T.C.	19.04.2023

AVIE CONSULTING LTD
6 Killingbeck Court,
Killingbeck Office Village,
Killingbeck Drive,
Leeds LS14 6FD.
Tel: 0113 249 7416
www.avie-consulting.co.uk

Client: Acumen

Project: Newsome Bowling Club

Title: Proposed Foul and Surface Water Drainage Strategy

Drawn:	Checked:	Date:	Scale:	Original dwg size
J.C.	T.C.	April 2023	1:200	A1

Drawing Number: P3932-01 Rev: Ø