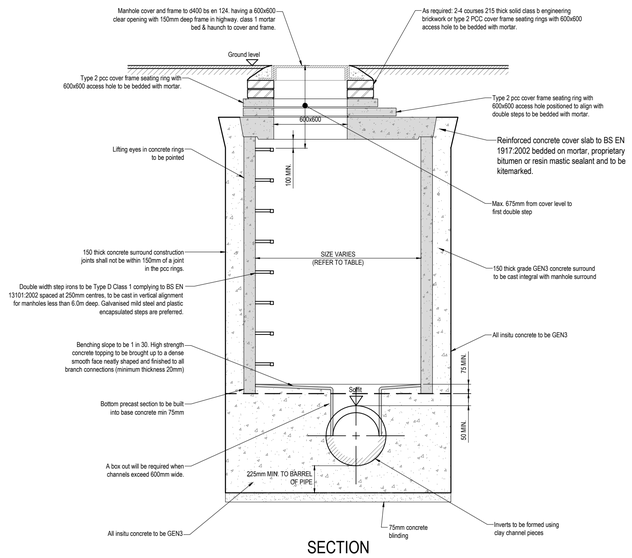

SECTION

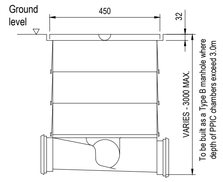

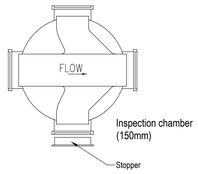

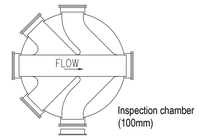

NOTES 1.

1. Cast iron cover and plastic frame are suitable for use where wheel loads do not exceed 1.5 tonnes.
2. For vehicle loading installations, chamber to be surrounded with 250mm thick concrete and cover replaced with appropriate loading classification cover.
3. Where side branches are not to be used stopper to be inserted to blank off connection
4. Access to chamber restricted to 350mm for chamber depths greater than 1.2m

PRIVATE POLYPROPYLENE INSPECTION CHAMBER (PPIC) TYPE NON ENTRY INSPECTION BY WAVIN OSA TO BS 7158:2001 KITEMARKED

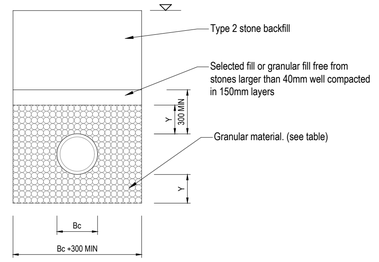

CLASS S DETAIL

NOMINAL PIPE DIA (mm)	SINGLE SIZED (mm)	GRADED (mm)
150 200 to 300 375 to 525 Greater than 525	10 or 14 10,14 or 20 14 or 20 14,20 or 40	14 to 5 14 to 5 or 20 to 5 14 to 5 or 20 to 5 14 to 5,20 to 5 or 40 to 5

GRANULAR BEDDING MATERIAL
(ALL AGGREGATES TO TABLE 4 OF BS 882:1983)

Notes-

This drawing is copyright and must not be copied in part or in whole unless agreed with Avie Consulting Ltd.

All dimensions are in millimetres unless noted otherwise.

DO NOT SCALE THIS DRAWING - IF IN DOUBT ASK

1. All dimensions & levels to be checked by the contractor prior to commencement of work, any discrepancy shall be reported immediately to Avie Consulting Ltd.
2. All work shall be carried out in accordance with Local Authority, statutory authority, health & safety requirements and regulations.
3. The drawings shall be read in accordance with all other contract documents relevant at that time of issue and during the period of the contract.
4. The contractor must ensure the overall stability of the works is adequate at all stages of the construction.

PIPE DIA	EQUIVALENT ROCKER PIPE LENGTH
≤ 525	0.60
600-750	1.00
≥ 825	1.25

ROCKER PIPES USED UNTIL THE PIPE O.D. EXCEEDS THE EFFECTIVE LENGTH OF THE ROCKER PIPE

MIN. CHANNEL LENGTH	
CHAMBER DIA.	MIN. LENGTH 'X'
1200	950
1500	1050
1800	1150
2100	1300
2400	1450
2700	1550
3000	1700

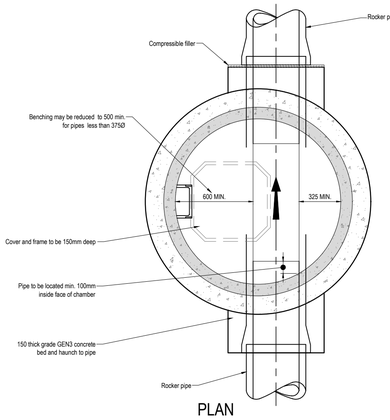

PLAN

TYPICAL MANHOLE DETAIL TYPE B DEPTH TO SOFFIT OF PIPE 1500 TO 3000
SCALE 1:20

SCHEDULE OF CHAMBER DIAMETERS	
DIA. OF LARGEST PIPE IN MANHOLE	INTERNAL DIA. OF MANHOLE
LESS THAN 375Ø	1200
375-700 (incl)	1500
750-900 (incl)	1800
>900	N/A

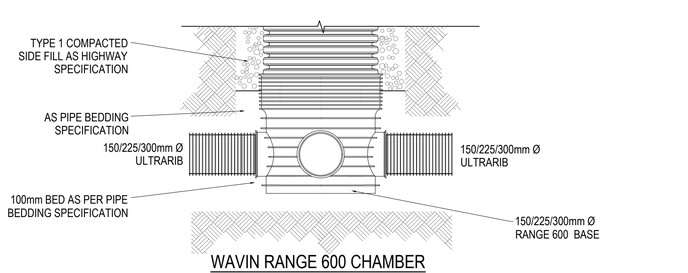

WAVIN RANGE 600 CHAMBER B125 / D400 LOADING
NOT TO SCALE

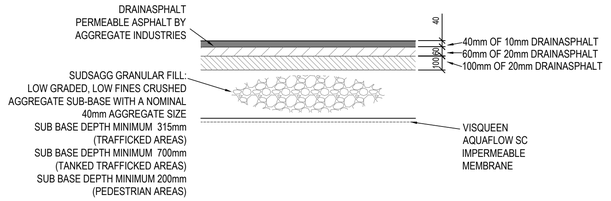

TYPICAL SECTION THROUGH POROUS TARMAC
NOT TO SCALE

CONSTRUCTION DEPTHS ARE BASED ON AN ASSUMED 5% CBR VALUE. CBR TESTING SHOULD BE UNDERTAKEN PRIOR TO CONSTRUCTION TO DETERMINE DEPTHS.

POROUS PAVING SHOULD BE LAID IN ACCORDANCE WITH AGGREGATE INDUSTRIES LATEST DETAILS

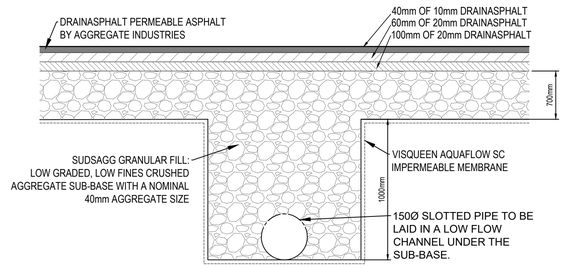

TYPICAL SECTION THROUGH LOW FLOW
NOT TO SCALE

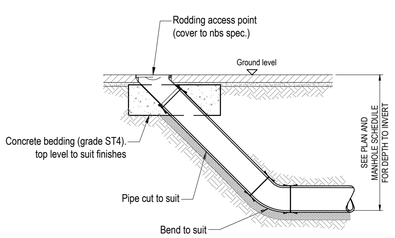

PRIVATE TYPICAL RODDING EYE DETAIL

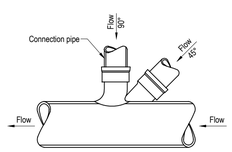

TYPICAL JUNCTION CONNECTION DETAIL

OBLIQUE OR SQUARE CURVED JUNCTION CONNECTION TO BE USED WHEN PUBLIC SEWER IS NOT 3 PIPE SIZES LARGER THAN THE LATERAL (CONNECTION) TO BE CONNECTED

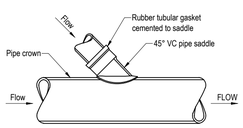

TYPICAL SADDLE CONNECTION DETAIL

SADDLE CONNECTION INTO PUBLIC SEWER IS ACCEPTABLE WHEN SEWER DIAMETER IS THREE INCREMENTS LARGER THAN CONNECTION DIAMETER. SADDLE CONNECTIONS MUST BE POSITIONED AT 10 O'CLOCK OR 2 O'CLOCK AND AT AN ANGLE OF 45°. SADDLES SHALL BE THE SAME MATERIAL AS EXISTING SEWER.

THE TABLE BELOW SHOWS IF A JUNCTION OR SADDLE MAY BE USED FOR VARIOUS PUBLIC SEWER AND LATERAL COMBINTIONS

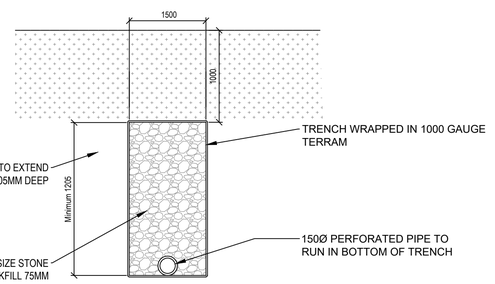

TYPICAL INFILTRATION TRENCH
NOT TO SCALE

Rev	Details	By	Chk	Date
A	Updated to latest drainage design	S.T.P.	T.C.	25.07.2023
Ø	Initial issue	J.C.	T.C.	19.04.2023

AVIE CONSULTING LTD
6 Killingbeck Court,
Killingbeck Office Village,
Killingbeck Drive,
Leeds LS14 6FD.
Tel: 0113 249 7416
www.avie-consulting.co.uk

Client: Acumen

Project: Newsome Bowling Club

Title: Standard Drainage Details

Drawn:	Checked:	Date:	Scale:	Original dwg size
J.C.	T.C.	April 2023	AS STATED	A1

Drawing Number: P3932-02 Rev: A