


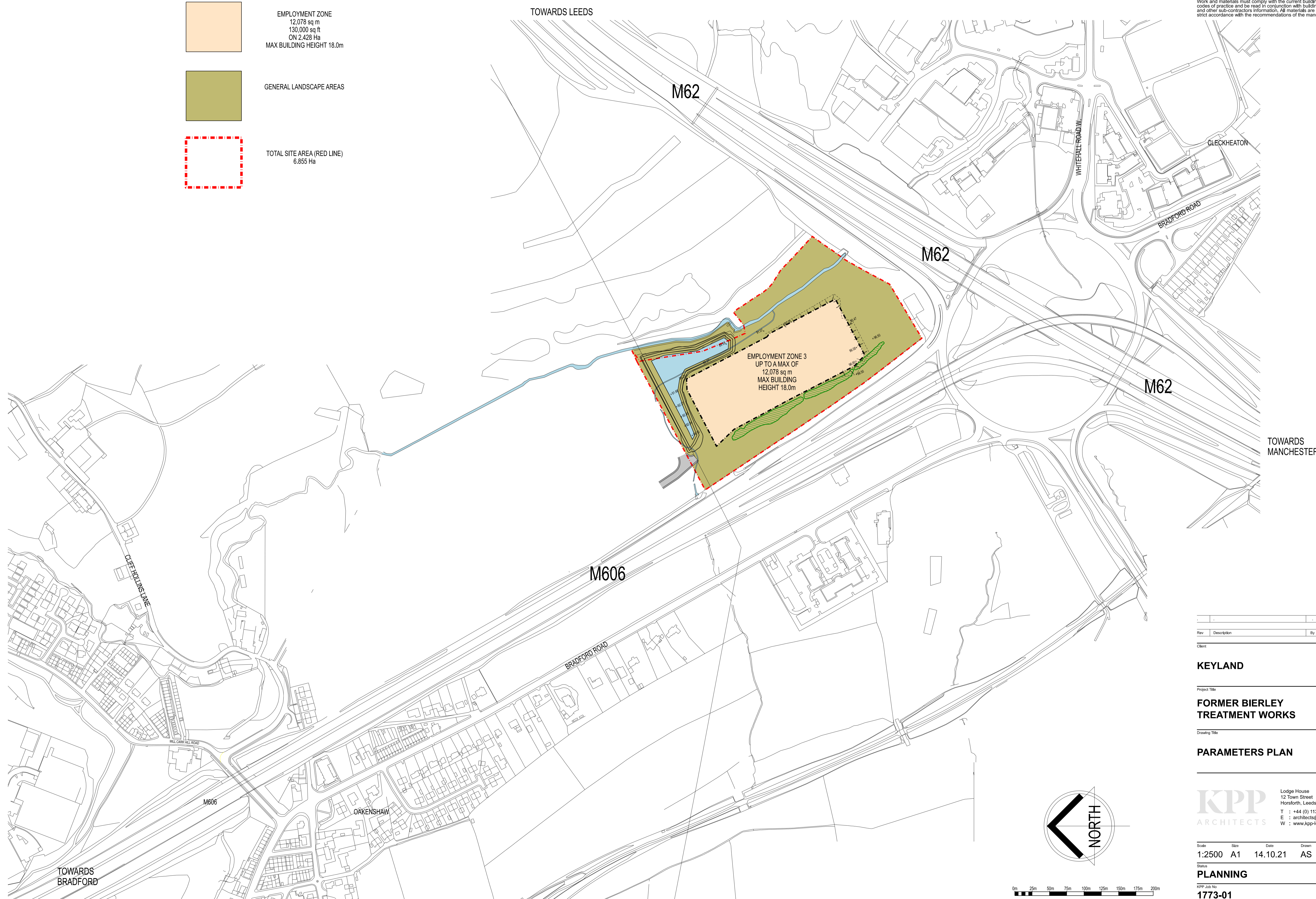


Notes:
 This drawing is the sole copyright of KPP Architects Ltd and reproduction in any form is forbidden unless permission is obtained in writing.
 Do not scale from this drawing. Any discrepancies on site should be brought to the attention of KPP Architects Ltd.
 Work and materials must comply with the current building regulations and codes of practice and be read in conjunction with building specifications and other sub-contractors information. All materials are to be installed in strict accordance with the recommendations of the manufacturers.

-  EMPLOYMENT ZONE
 12,078 sq m
 130,000 sq ft
 ON 2.428 Ha
 MAX BUILDING HEIGHT 18.0m
-  GENERAL LANDSCAPE AREAS
-  TOTAL SITE AREA (RED LINE)
 6.855 Ha



Rev	Description	By	Chkd	Date

Client
KEYLAND

Project Title
FORMER BIERLEY TREATMENT WORKS

Drawing Title
PARAMETERS PLAN

KPP ARCHITECTS
 Lodge House
 12 Town Street
 Horsforth, Leeds LS184RJ
 T : +44 (0) 113 2390460
 E : architects@kpp-leeds.co.uk
 W : www.kpp-leeds.co.uk

Scale	Size	Date	Drawn	Checked
1:2500	A1	14.10.21	AS	.

Status
PLANNING

KPP Job No	Rev
1773-01	.
Number	
223	