NOTES
- Do not scale from this drawing.
- Due the nature of the project (existing property) dimensions may vary on site to those shown.
- The contractor and any specialist designers are responsible for checking all dimensions, tolerances etc before works commence or any materials are ordered / manafactured
- Any discrepancies to be reffered to the designer.
- Refer to structural engineers drawings for all structural elements, Structural elements denoted on this drawing are for information only.
- All dimensions are structural i.e. before plaster or other finishes unless stated therwise
-This drawing is copywright of Stonehouse Architectural Ltd and must not be reproduced without authorisation.

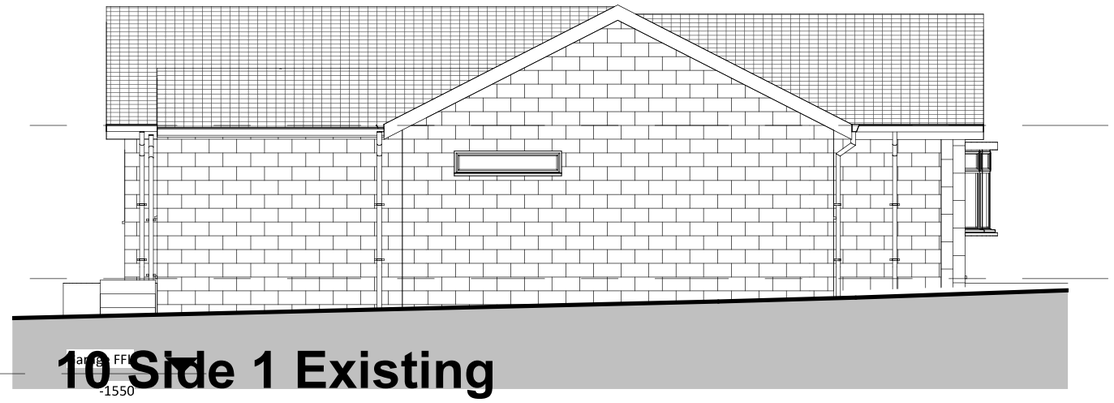

10 Side 1 Existing
1 : 100

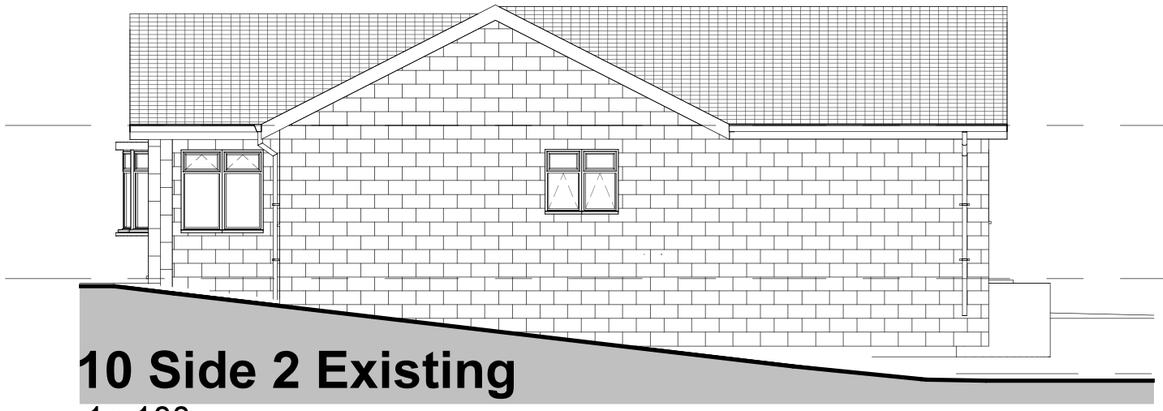

10 Side 2 Existing
1 : 100

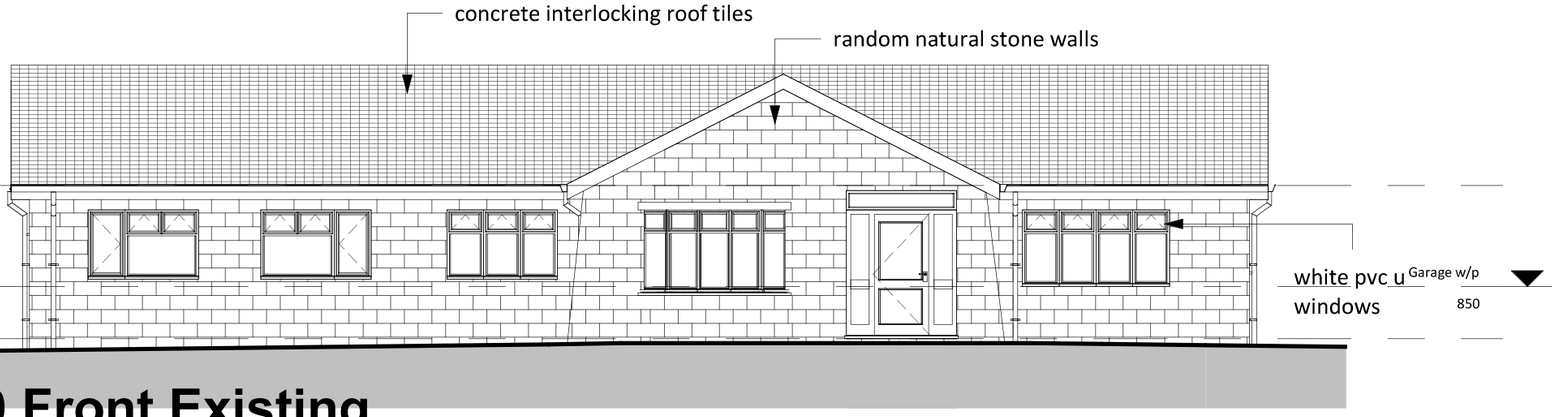

10 Front Existing
1 : 100



10 Rear Existing
1 : 100

STONEHOUSE & CO
ARCHITECTURAL DESIGN

T:07745 806369
E:ben@stonehouseltd.com
W:www.stonehouseandco.co.uk

No.	Description	Date

PURPOSE OF ISSUE
Planning

PROJECT
2 The Coppice, Fixby

SHEET
Existing Elevations

CLIENT
Mr & Mrs Whitworth

Date	Project number	Scale (@ A3)
10.12.19	J19-094	1 : 100

Drawn by	DRAWING NUMBER	REV
bl	P03	