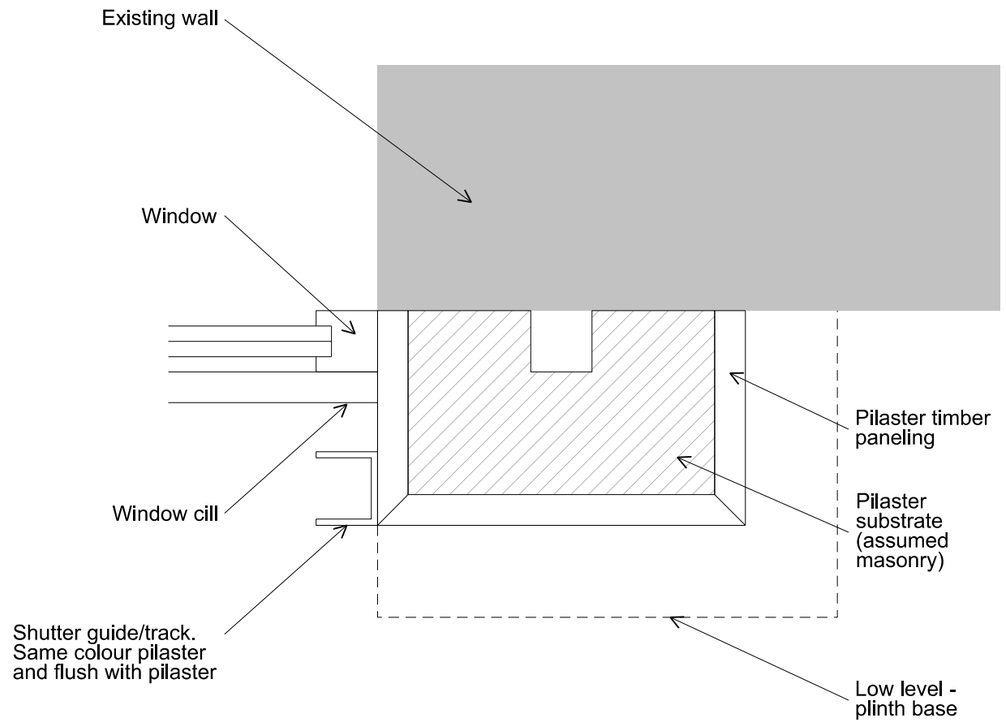


Plan Detail of shutter and pilaster: 1:5

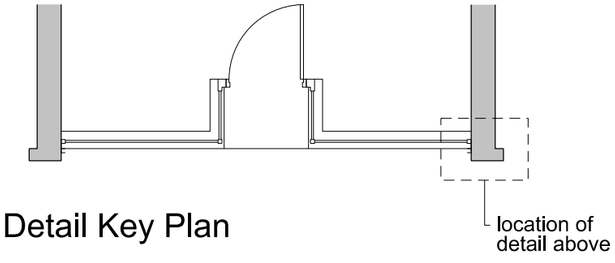


Detail Key Plan

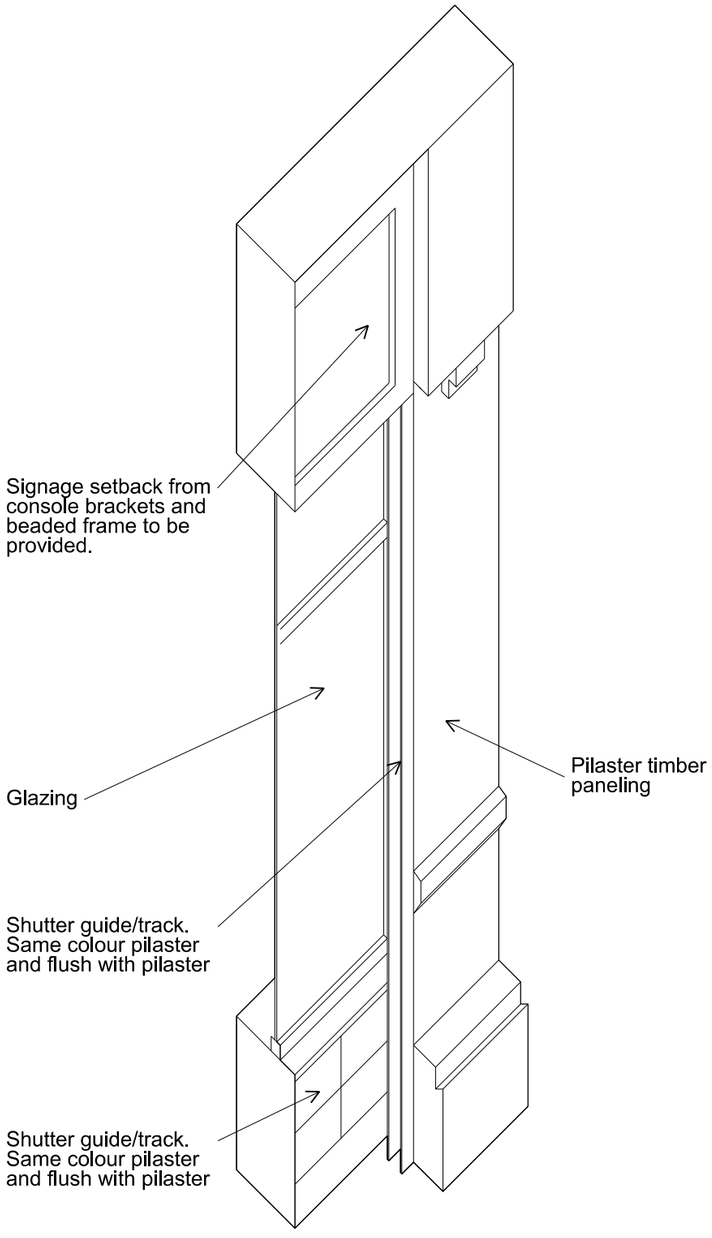


3D Axo of shutter and pilaster

DO NOT SCALE FROM THIS DRAWING

The contractor shall check and verify all dimensions on site and report any discrepancies in writing, before proceeding with work.

FOR ELECTRONIC DATA ISSUE

Electronic data / drawings are issued as "read only" and should not be interrogated for measurement. All dimensions and levels should be read, only from those values stated in text, on the drawing.

AREA MEASUREMENT

The areas are approximate and can only be verified by a detailed dimensional survey of the completed building. Any decisions to be made on the basis of these predictions, whether as to project viability, pre-letting, lease agreements or the like, should include due allowance for the increases and decreases inherent in the design development and building processes. Figures relate to the likely areas of the building at the current state of the design and using the Gross External Area (GEA) / Gross Internal Area (GIA) / Nett Internal Area (NIA) method of measurement from the Code of Measuring Practice, 5th Edition (RICS Code of Practice). All areas are subject to Town Planning and Conservation Area Consent, and detailed Rights to Light analysis.

| | |
|---|---|
| 01 - 10 - 2021 | Rev - : First Issue |
| 12 - 12 - 2021 | Rev A : Signage setback from console bracket and beading added. |

25 Cross Church Street
Huddersfield, HD1 2PY

| STATUS | SCALE @ A3 | DATE |
|---|---|---|
| Planning | 1:5 | 08.05.2021 |

DRAWING
New Shop Front / Shutter
Proposed Detail and 3D Axo

| DRAWING NO. | REV |
|---|---|
| 0020 - 600 - SS | A |