

Low Solar

Low Road

Created May 12, 2021
Updated June 24, 2021
Time-step 1 minute
Timezone offset UTC0
Site ID 53576.9451

Project type Advanced
Project status: active
Category 10 MW to 100 MW



Misc. Analysis Settings

DNI: varies (1,000.0 W/m² peak)
Ocular transmission coefficient: 0.5
Pupil diameter: 0.002 m
Eye focal length: 0.017 m
Sun subtended angle: 9.3 mrad

Analysis Methodologies:

- Observation point: **Version 2**
- 2-Mile Flight Path: **Version 2**
- Route: **Version 2**

Summary of Results

Glare with potential for temporary after-image predicted

PV Name	Tilt	Orientation	"Green" Glare	"Yellow" Glare	Energy Produced
	deg	deg	min	min	kWh
PV array 1	15.0	180.0	1,759	58,228	-
PV array 2	15.0	180.0	2,197	22,800	-
PV array 3	15.0	180.0	51	58,300	-
PV array 4	15.0	180.0	3,721	13,552	-
PV array 5	15.0	180.0	9,753	17,027	-

Component Data

PV Array(s)

Total PV footprint area: 762,440 m²

Name: PV array 1
Axis tracking: Fixed (no rotation)
Tilt: 15.0 deg
Orientation: 180.0 deg
Footprint area: 201,172 m²
Rated power: -
Panel material: Light textured glass with AR coating
Vary reflectivity with sun position? Yes
Correlate slope error with surface type? Yes
Slope error: 9.16 mrad



Vertex	Latitude deg	Longitude deg	Ground elevation m	Height above ground m	Total elevation m
1	53.638903	-1.648517	203.06	2.80	205.86
2	53.638203	-1.648002	204.78	2.80	207.58
3	53.637924	-1.648860	207.61	2.80	210.41
4	53.637707	-1.649139	208.78	2.80	211.58
5	53.637160	-1.649160	208.36	2.80	211.16
6	53.636931	-1.649053	208.31	2.80	211.11
7	53.636664	-1.648474	206.06	2.80	208.86
8	53.636690	-1.646585	200.49	2.80	203.29
9	53.636957	-1.646242	200.35	2.80	203.15
10	53.637020	-1.645963	199.71	2.80	202.51
11	53.638369	-1.646414	198.99	2.80	201.79
12	53.638432	-1.644890	193.46	2.80	196.26
13	53.637377	-1.644740	194.37	2.80	197.17
14	53.637300	-1.642916	188.32	2.80	191.12
15	53.637377	-1.641950	187.95	2.80	190.75
16	53.637555	-1.640985	186.53	2.80	189.33
17	53.637745	-1.640663	184.50	2.80	187.30
18	53.637974	-1.640577	183.79	2.80	186.59
19	53.638153	-1.640835	181.74	2.80	184.54
20	53.638369	-1.640899	181.54	2.80	184.34
21	53.638547	-1.640642	180.83	2.80	183.63
22	53.638534	-1.639418	180.08	2.80	182.88
23	53.638585	-1.639140	179.40	2.80	182.20
24	53.638725	-1.639011	178.02	2.80	180.82
25	53.638967	-1.639097	176.27	2.80	179.07
26	53.640061	-1.640298	168.33	2.80	171.13
27	53.640595	-1.640620	162.85	2.80	165.65
28	53.640646	-1.640942	165.68	2.80	168.48
29	53.640404	-1.641478	166.54	2.80	169.34
30	53.640977	-1.645212	170.14	2.80	172.94
31	53.641689	-1.647787	177.13	2.80	179.93
32	53.641168	-1.648087	183.54	2.80	186.34
33	53.640939	-1.648130	187.20	2.80	190.00
34	53.640710	-1.647937	188.86	2.80	191.66
35	53.640392	-1.647401	189.11	2.80	191.91
36	53.640112	-1.647100	190.65	2.80	193.45
37	53.639654	-1.647014	193.32	2.80	196.12
38	53.639298	-1.646242	192.25	2.80	195.05
39	53.639043	-1.646017	194.18	2.80	196.98
40	53.639002	-1.646263	195.60	2.80	198.40
41	53.639002	-1.646628	196.40	2.80	199.20
42	53.638954	-1.646907	197.82	2.80	200.62
43	53.639170	-1.647401	197.91	2.80	200.71

Name: PV array 2
Axis tracking: Fixed (no rotation)
Tilt: 15.0 deg
Orientation: 180.0 deg
Footprint area: 106,107 m²
Rated power: -
Panel material: Light textured glass with AR coating
Vary reflectivity with sun position? Yes
Correlate slope error with surface type? Yes
Slope error: 9.16 mrad



Vertex	Latitude	Longitude	Ground elevation	Height above ground	Total elevation
	deg	deg	m	m	m
1	53.636962	-1.641376	191.10	2.80	193.90
2	53.634844	-1.640335	185.22	2.80	188.02
3	53.634767	-1.639863	185.08	2.80	187.88
4	53.634329	-1.639530	183.11	2.80	185.91
5	53.634125	-1.639584	181.74	2.80	184.54
6	53.634112	-1.639949	181.80	2.80	184.60
7	53.633972	-1.639927	181.34	2.80	184.14
8	53.633616	-1.639713	179.61	2.80	182.41
9	53.633648	-1.639005	179.00	2.80	181.80
10	53.633724	-1.638457	179.25	2.80	182.05
11	53.633921	-1.637835	179.75	2.80	182.55
12	53.634042	-1.637030	181.56	2.80	184.36
13	53.634080	-1.636472	182.75	2.80	185.55
14	53.634239	-1.636151	185.72	2.80	188.52
15	53.634335	-1.635732	192.22	2.80	195.02
16	53.634583	-1.636301	191.19	2.80	193.99
17	53.634825	-1.636601	193.59	2.80	196.39
18	53.635079	-1.636741	192.86	2.80	195.66
19	53.635544	-1.636698	197.35	2.80	200.15
20	53.635938	-1.636537	193.87	2.80	196.67
21	53.636027	-1.636322	193.72	2.80	196.52
22	53.636046	-1.635550	194.78	2.80	197.58
23	53.637586	-1.636633	186.89	2.80	189.69
24	53.637267	-1.638972	186.54	2.80	189.34

Name: PV array 3
Axis tracking: Fixed (no rotation)
Tilt: 15.0 deg
Orientation: 180.0 deg
Footprint area: 383,329 m²
Rated power: -
Panel material: Light textured glass with AR coating
Vary reflectivity with sun position? Yes
Correlate slope error with surface type? Yes
Slope error: 9.16 mrad



Vertex	Latitude deg	Longitude deg	Ground elevation m	Height above ground m	Total elevation m
1	53.645819	-1.631539	135.31	2.80	138.11
2	53.645412	-1.632720	136.90	2.80	139.70
3	53.644916	-1.634801	136.99	2.80	139.79
4	53.644330	-1.635724	143.08	2.80	145.88
5	53.643669	-1.637290	147.79	2.80	150.59
6	53.642906	-1.639178	152.07	2.80	154.87
7	53.642079	-1.640595	158.71	2.80	161.51
8	53.641494	-1.640659	161.86	2.80	164.66
9	53.641112	-1.640144	163.14	2.80	165.94
10	53.640412	-1.639393	170.89	2.80	173.69
11	53.639166	-1.637359	180.14	2.80	182.94
12	53.638937	-1.636994	180.39	2.80	183.19
13	53.639128	-1.636672	179.99	2.80	182.79
14	53.638771	-1.636221	179.69	2.80	182.49
15	53.639293	-1.633925	177.06	2.80	179.86
16	53.639535	-1.634312	176.68	2.80	179.48
17	53.640311	-1.634354	171.69	2.80	174.49
18	53.640692	-1.633968	166.75	2.80	169.55
19	53.640489	-1.633539	168.61	2.80	171.41
20	53.640285	-1.632788	169.95	2.80	172.75
21	53.639929	-1.632509	174.64	2.80	177.44
22	53.639369	-1.632831	176.96	2.80	179.76
23	53.639051	-1.632767	177.16	2.80	179.96
24	53.639560	-1.631136	172.86	2.80	175.66
25	53.640082	-1.630921	171.19	2.80	173.99
26	53.640959	-1.630192	162.07	2.80	164.87
27	53.641506	-1.630084	156.99	2.80	159.79
28	53.641417	-1.629526	157.67	2.80	160.47
29	53.642372	-1.629655	144.68	2.80	147.48
30	53.642982	-1.629999	139.64	2.80	142.44
31	53.642957	-1.628582	137.03	2.80	139.83
32	53.642677	-1.628754	141.79	2.80	144.59
33	53.642613	-1.628024	142.92	2.80	145.72
34	53.642613	-1.625728	144.70	2.80	147.50
35	53.642690	-1.625063	143.40	2.80	146.20
36	53.643097	-1.625020	143.90	2.80	146.70
37	53.643135	-1.625621	143.57	2.80	146.37
38	53.643376	-1.626050	142.32	2.80	145.12
39	53.643555	-1.626158	141.31	2.80	144.11
40	53.644280	-1.625836	141.18	2.80	143.98
41	53.644356	-1.627359	131.60	2.80	134.40
42	53.644076	-1.627424	132.64	2.80	135.44
43	53.643783	-1.627960	133.76	2.80	136.56
44	53.643593	-1.628067	134.22	2.80	137.02
45	53.643593	-1.628497	134.70	2.80	137.50
46	53.643860	-1.628432	134.07	2.80	136.87
47	53.644051	-1.628604	133.10	2.80	135.90
48	53.644165	-1.629012	132.64	2.80	135.44
49	53.643949	-1.629484	134.14	2.80	136.94
50	53.643809	-1.629848	135.03	2.80	137.83
51	53.643834	-1.630492	137.06	2.80	139.86
52	53.643911	-1.630878	136.15	2.80	138.95
53	53.643796	-1.631114	137.40	2.80	140.20
54	53.643147	-1.631458	140.12	2.80	142.92
55	53.642422	-1.631908	145.26	2.80	148.06
56	53.642117	-1.632681	149.47	2.80	152.27
57	53.642295	-1.632874	147.76	2.80	150.56
58	53.642524	-1.632402	145.42	2.80	148.22
59	53.642918	-1.631994	142.56	2.80	145.36
60	53.643326	-1.631908	141.16	2.80	143.96
61	53.643974	-1.631672	136.72	2.80	139.52

62	53.644356	-1.631350	133.86	2.80	136.66
63	53.644661	-1.630642	127.01	2.80	129.81
64	53.645081	-1.629720	121.80	2.80	124.60
65	53.645183	-1.629526	121.76	2.80	124.56

Name: PV array 4
Axis tracking: Fixed (no rotation)
Tilt: 15.0 deg
Orientation: 180.0 deg
Footprint area: 47,850 m²
Rated power: -
Panel material: Light textured glass with AR coating
Vary reflectivity with sun position? Yes
Correlate slope error with surface type? Yes
Slope error: 9.16 mrad



Vertex	Latitude deg	Longitude deg	Ground elevation m	Height above ground m	Total elevation m
1	53.638913	-1.632292	177.97	2.80	180.77
2	53.636864	-1.630984	186.16	2.80	188.96
3	53.637221	-1.630533	181.81	2.80	184.61
4	53.637742	-1.629610	178.55	2.80	181.35
5	53.638111	-1.627722	172.15	2.80	174.95
6	53.639243	-1.627658	168.25	2.80	171.05
7	53.639218	-1.629267	173.08	2.80	175.88
8	53.639142	-1.630790	175.63	2.80	178.43
9	53.639014	-1.632099	177.17	2.80	179.97

Name: PV array 5
Axis tracking: Fixed (no rotation)
Tilt: 15.0 deg
Orientation: 180.0 deg
Footprint area: 23,982 m²
Rated power: -
Panel material: Light textured glass with AR coating
Vary reflectivity with sun position? Yes
Correlate slope error with surface type? Yes
Slope error: 9.16 mrad



Vertex	Latitude deg	Longitude deg	Ground elevation m	Height above ground m	Total elevation m
1	53.639657	-1.629342	169.88	2.80	172.68
2	53.639390	-1.628870	171.22	2.80	174.02
3	53.639485	-1.626027	161.35	2.80	164.15
4	53.639739	-1.625844	157.75	2.80	160.55
5	53.639765	-1.625447	156.18	2.80	158.98
6	53.639746	-1.625061	154.42	2.80	157.22
7	53.639746	-1.624782	154.04	2.80	156.84
8	53.639835	-1.624536	153.19	2.80	155.99
9	53.639905	-1.624267	152.12	2.80	154.92
10	53.639918	-1.624074	151.86	2.80	154.66
11	53.640013	-1.623924	151.51	2.80	154.31
12	53.640127	-1.623978	151.38	2.80	154.18
13	53.640713	-1.624729	150.12	2.80	152.92
14	53.640655	-1.625104	151.62	2.80	154.42
15	53.640032	-1.627336	160.95	2.80	163.75
16	53.639797	-1.628613	165.60	2.80	168.40

Discrete Observation Receptors

Number	Latitude	Longitude	Ground elevation	Height above ground	Total Elevation
	deg	deg	m	m	m
OP 1	53.636304	-1.659997	216.92	1.50	218.42
OP 2	53.636647	-1.657529	216.53	1.50	218.03
OP 3	53.637016	-1.654611	224.74	1.50	226.24
OP 4	53.636711	-1.651264	215.40	1.50	216.90
OP 5	53.636469	-1.648496	206.75	1.50	208.25
OP 6	53.636635	-1.645384	197.18	1.50	198.68
OP 7	53.636978	-1.642509	190.64	1.50	192.14
OP 8	53.637373	-1.639226	188.74	1.50	190.24
OP 9	53.637805	-1.636308	185.64	1.50	187.14
OP 10	53.638581	-1.633947	180.31	1.50	181.81
OP 11	53.639510	-1.630986	173.10	1.50	174.60
OP 12	53.640070	-1.628068	162.45	1.50	163.95
OP 13	53.640718	-1.625536	153.89	1.50	155.39
OP 14	53.641520	-1.622939	144.35	1.50	145.85
OP 15	53.642588	-1.620965	138.61	1.50	140.11
OP 16	53.643771	-1.618305	138.78	1.50	140.28
OP 17	53.645183	-1.616245	132.42	1.50	133.92
OP 18	53.644496	-1.614142	146.22	1.50	147.72
OP 19	53.644191	-1.616373	143.28	1.50	144.78
OP 20	53.642423	-1.618390	156.25	1.50	157.75
OP 21	53.640846	-1.619978	163.08	1.50	164.58
OP 22	53.639243	-1.620751	163.94	1.50	165.44
OP 23	53.637818	-1.622746	165.42	1.50	166.92
OP 24	53.635922	-1.623197	167.27	1.50	168.77
OP 25	53.634485	-1.624098	172.47	1.50	173.97
OP 26	53.632373	-1.621716	155.34	1.50	156.84
OP 27	53.633136	-1.624570	166.72	1.50	168.22
OP 28	53.632525	-1.627489	170.90	1.50	172.40
OP 29	53.631940	-1.630085	163.66	1.50	165.16
OP 30	53.631558	-1.633175	160.24	1.50	161.74

Summary of PV Glare Analysis

PV configuration and total predicted glare

PV Name	Tilt	Orientation	"Green" Glare	"Yellow" Glare	Energy Produced	Data File
	deg	deg	min	min	kWh	
PV array 1	15.0	180.0	1,759	58,228	-	-
PV array 2	15.0	180.0	2,197	22,800	-	-
PV array 3	15.0	180.0	51	58,300	-	-
PV array 4	15.0	180.0	3,721	13,552	-	-
PV array 5	15.0	180.0	9,753	17,027	-	-

Distinct glare per month

Excludes overlapping glare from PV array for multiple receptors at matching time(s)

PV	Jan	Feb	Mar	Apr	May	Jun	Jul	Aug	Sep	Oct	Nov	Dec
pv-array-1 (green)	0	0	54	52	25	0	0	35	87	0	0	0
pv-array-1 (yellow)	0	0	271	1427	2602	3159	2961	1898	643	0	0	0
pv-array-2 (green)	0	0	23	9	14	0	8	8	31	0	0	0
pv-array-2 (yellow)	0	0	455	988	723	757	768	853	793	39	0	0
pv-array-3 (green)	0	0	0	10	0	0	0	3	7	0	0	0
pv-array-3 (yellow)	0	0	214	1502	2480	2816	2720	2013	545	0	0	0
pv-array-4 (green)	0	0	19	7	0	0	0	12	26	0	0	0
pv-array-4 (yellow)	0	0	161	682	1174	1131	1176	980	297	0	0	0
pv-array-5 (green)	0	0	22	33	11	0	0	21	41	0	0	0
pv-array-5 (yellow)	0	0	445	1402	1763	1688	1794	1630	825	26	0	0

PV & Receptor Analysis Results

Results for each PV array and receptor

PV array 1 potential temporary after-image

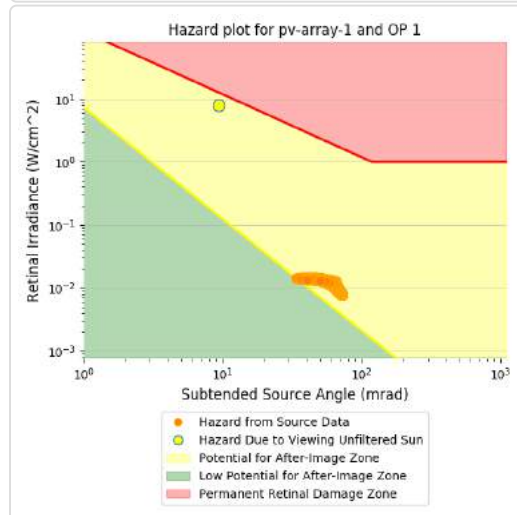
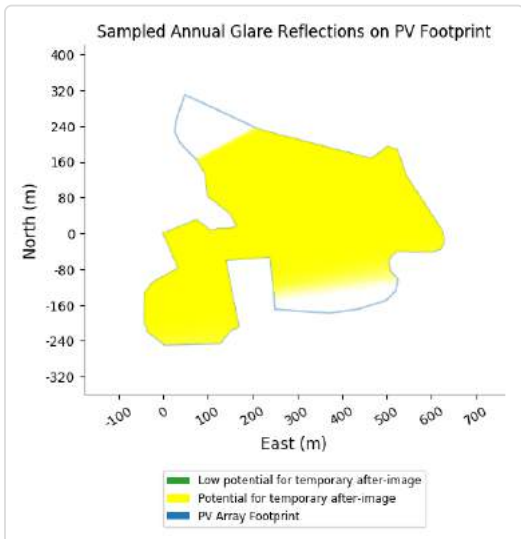
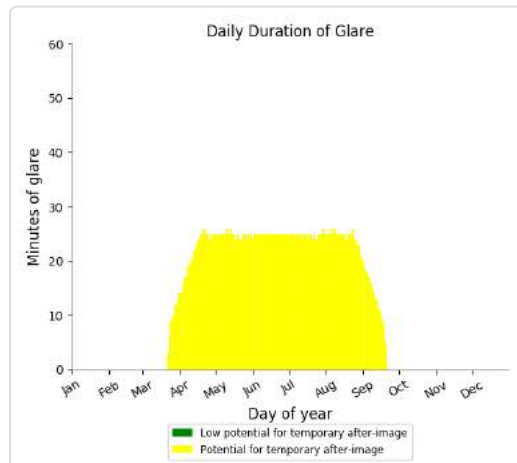
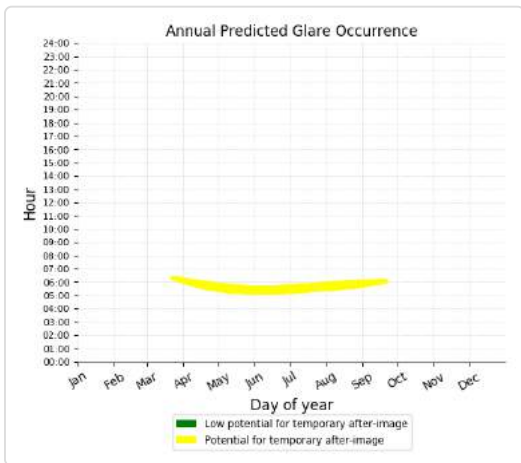
Component	Green glare (min)	Yellow glare (min)
OP: OP 1	0	4073
OP: OP 2	0	4058
OP: OP 3	0	3307
OP: OP 4	0	4612
OP: OP 5	0	5536
OP: OP 6	0	5453
OP: OP 7	0	2534
OP: OP 8	0	3733
OP: OP 9	0	4441
OP: OP 10	0	4384
OP: OP 11	0	1544
OP: OP 12	47	782
OP: OP 13	115	309

OP: OP 14	132	25
OP: OP 15	17	0
OP: OP 16	0	0
OP: OP 17	0	0
OP: OP 18	0	0
OP: OP 19	0	0
OP: OP 20	94	0
OP: OP 21	269	201
OP: OP 22	277	740
OP: OP 23	168	1459
OP: OP 24	176	2976
OP: OP 25	83	2634
OP: OP 26	271	1364
OP: OP 27	0	14
OP: OP 28	76	1519
OP: OP 29	34	1716
OP: OP 30	0	814

PV array 1 - OP Receptor (OP 1)

PV array is expected to produce the following glare for receptors at this location:

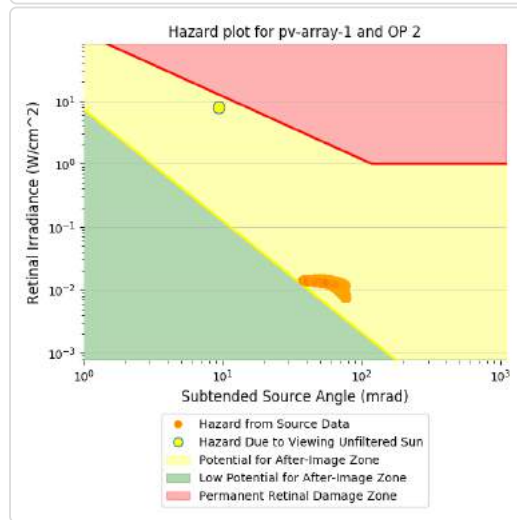
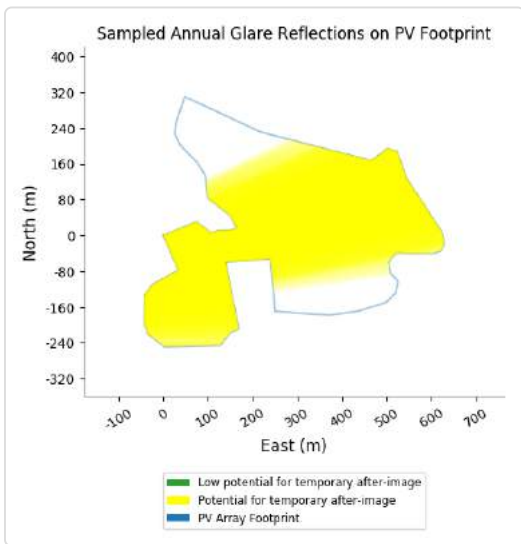
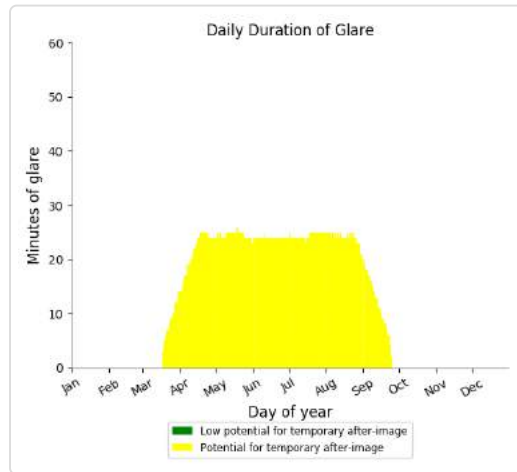
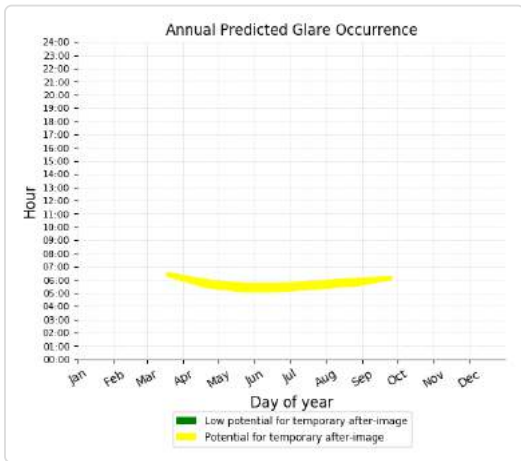
- 0 minutes of "green" glare with low potential to cause temporary after-image.
- 4,073 minutes of "yellow" glare with potential to cause temporary after-image.



PV array 1 - OP Receptor (OP 2)

PV array is expected to produce the following glare for receptors at this location:

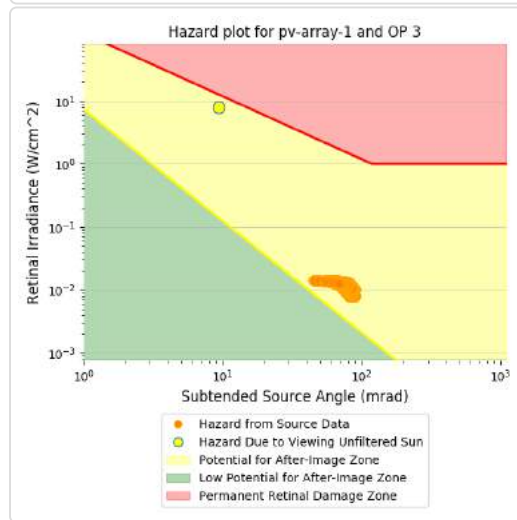
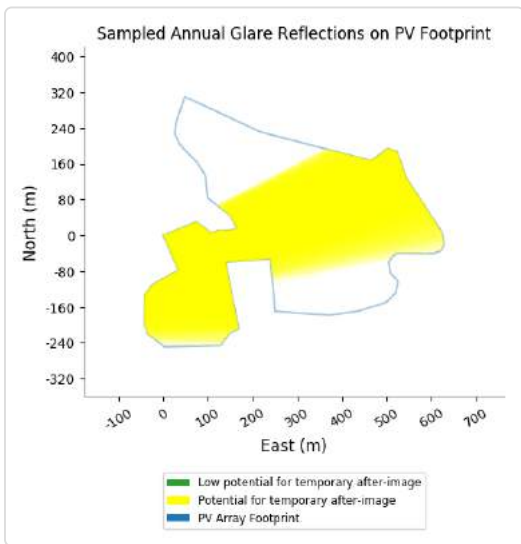
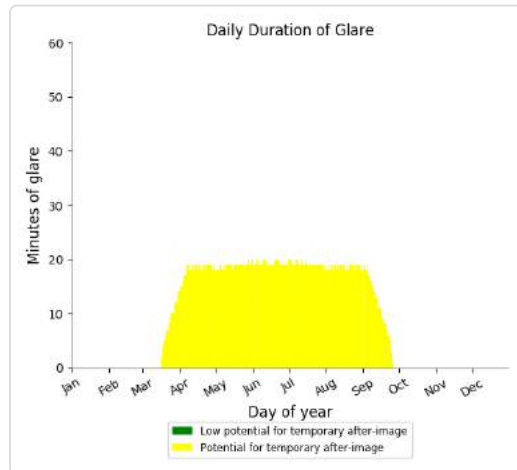
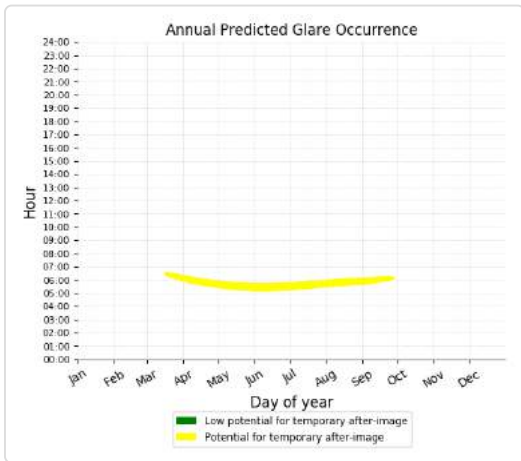
- 0 minutes of "green" glare with low potential to cause temporary after-image.
- 4,058 minutes of "yellow" glare with potential to cause temporary after-image.



PV array 1 - OP Receptor (OP 3)

PV array is expected to produce the following glare for receptors at this location:

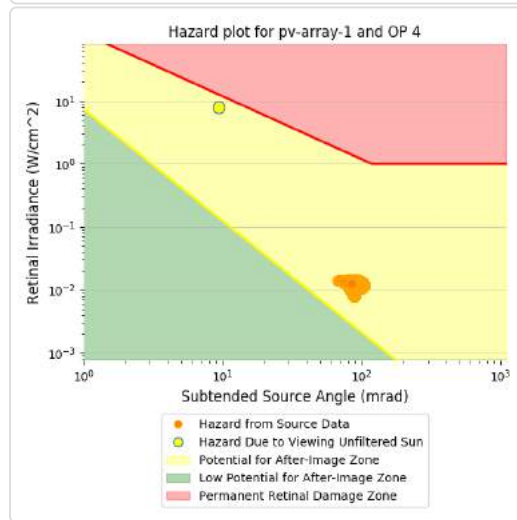
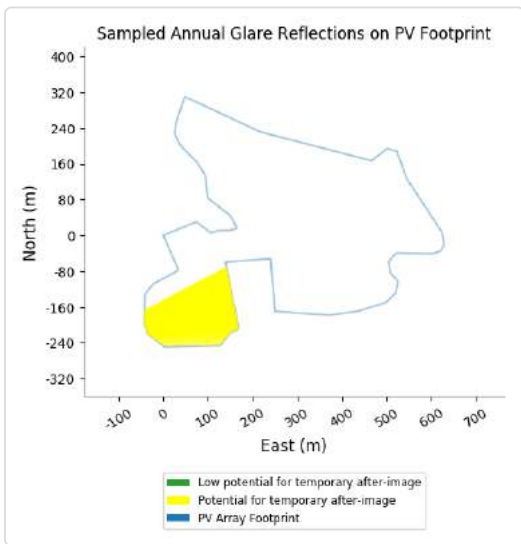
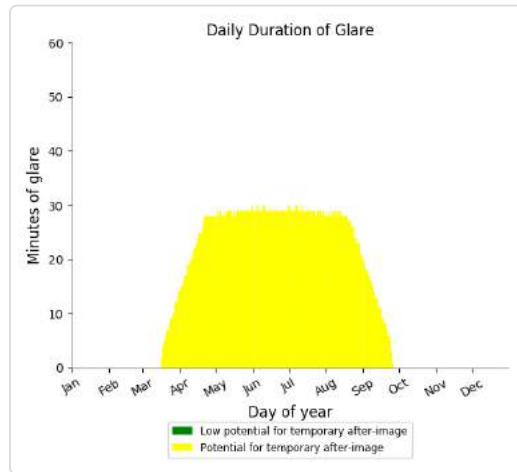
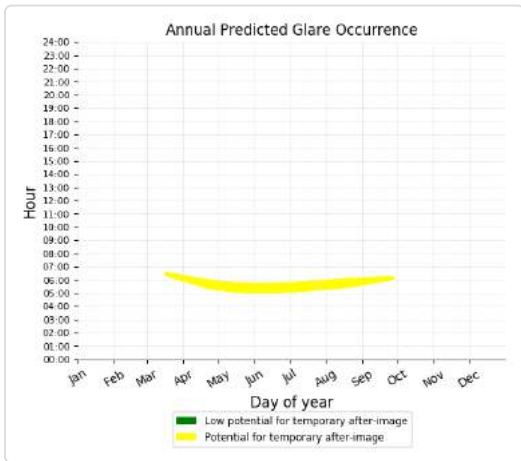
- 0 minutes of "green" glare with low potential to cause temporary after-image.
- 3,307 minutes of "yellow" glare with potential to cause temporary after-image.



PV array 1 - OP Receptor (OP 4)

PV array is expected to produce the following glare for receptors at this location:

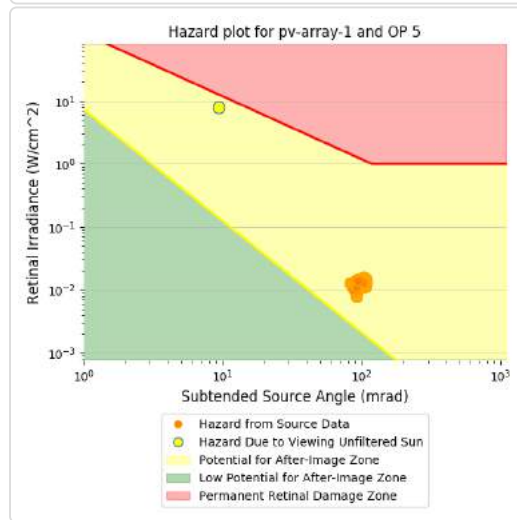
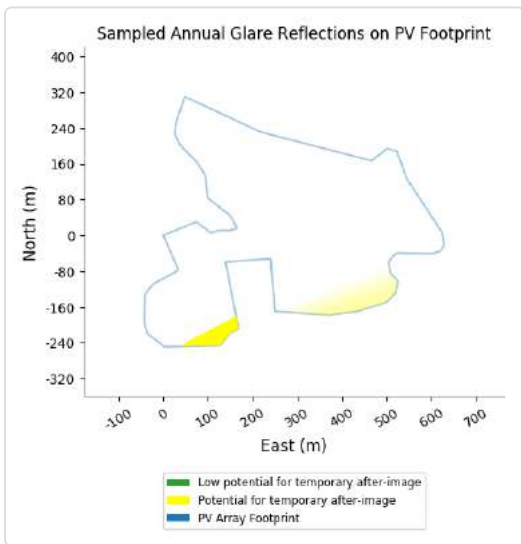
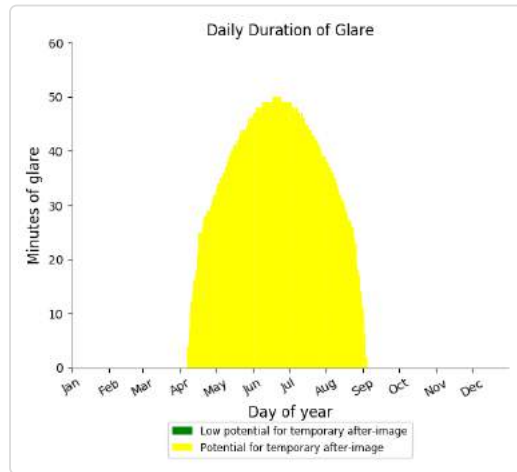
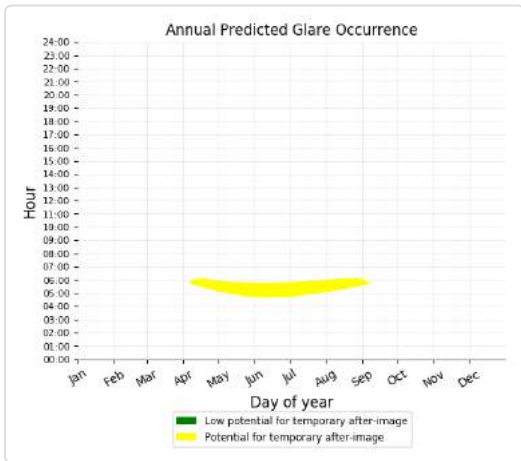
- 0 minutes of "green" glare with low potential to cause temporary after-image.
- 4,612 minutes of "yellow" glare with potential to cause temporary after-image.



PV array 1 - OP Receptor (OP 5)

PV array is expected to produce the following glare for receptors at this location:

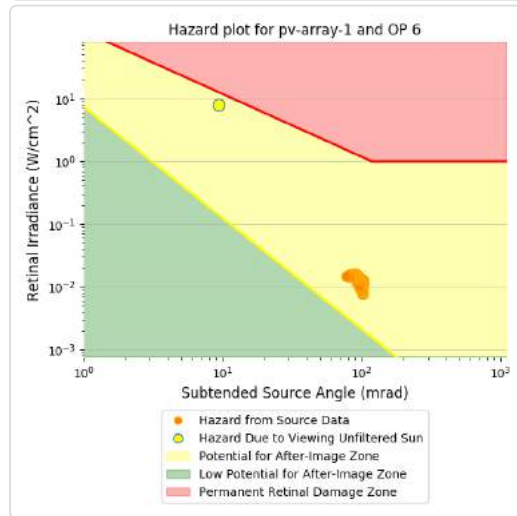
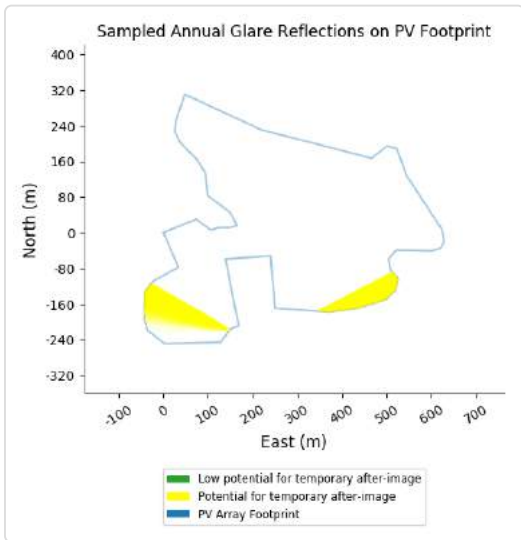
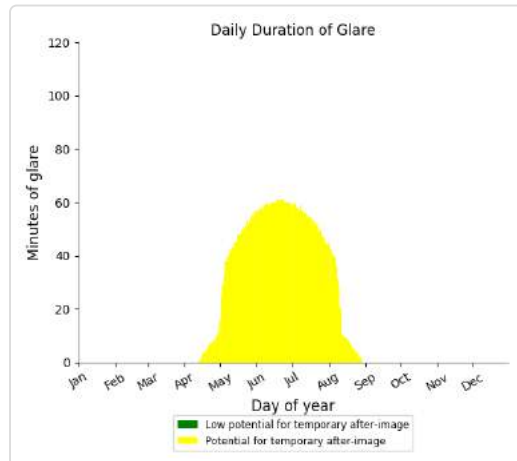
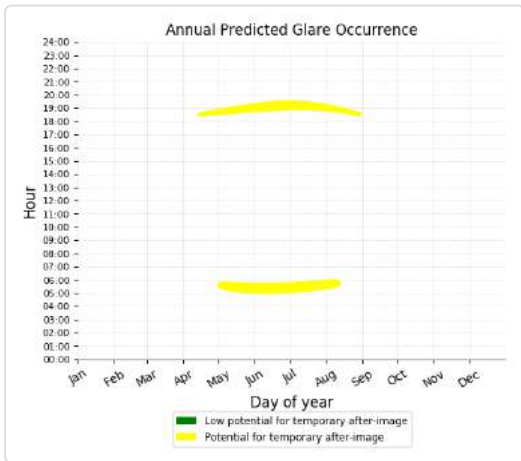
- 0 minutes of "green" glare with low potential to cause temporary after-image.
- 5,536 minutes of "yellow" glare with potential to cause temporary after-image.



PV array 1 - OP Receptor (OP 6)

PV array is expected to produce the following glare for receptors at this location:

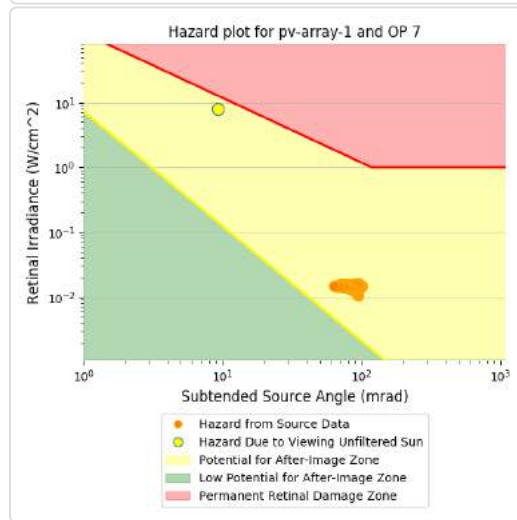
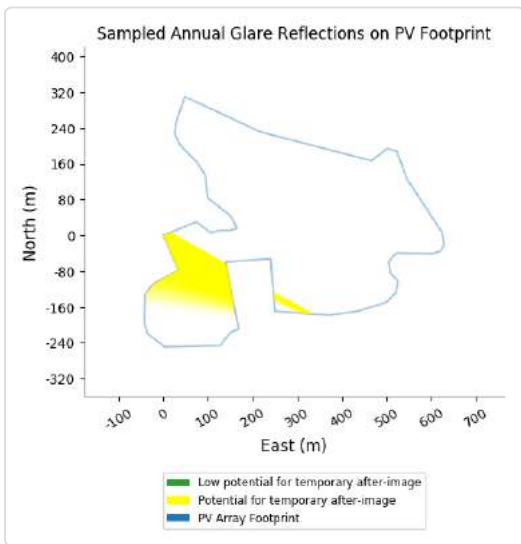
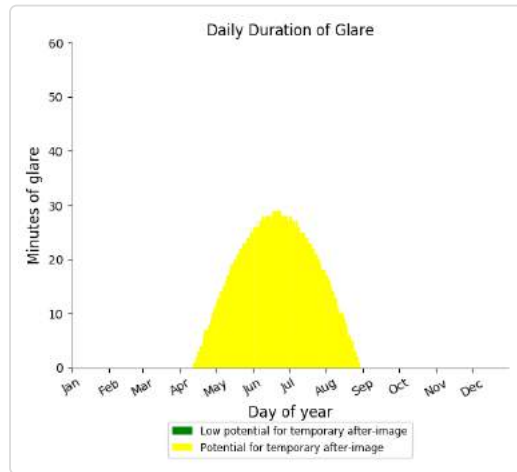
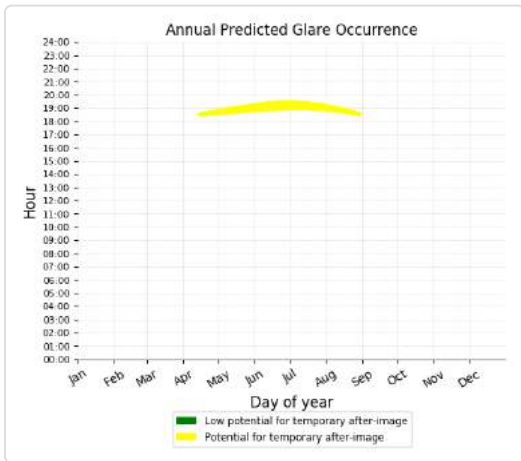
- 0 minutes of "green" glare with low potential to cause temporary after-image.
- 5,453 minutes of "yellow" glare with potential to cause temporary after-image.



PV array 1 - OP Receptor (OP 7)

PV array is expected to produce the following glare for receptors at this location:

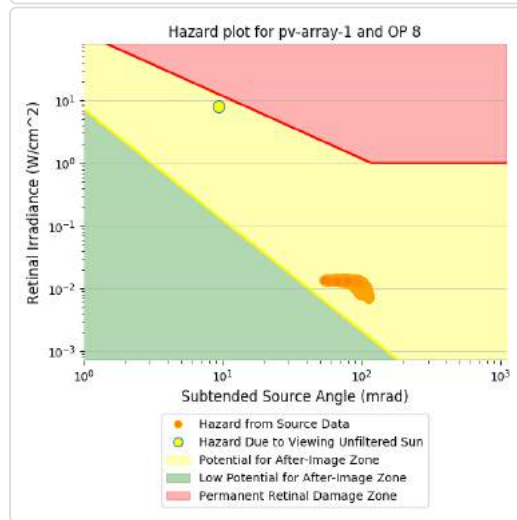
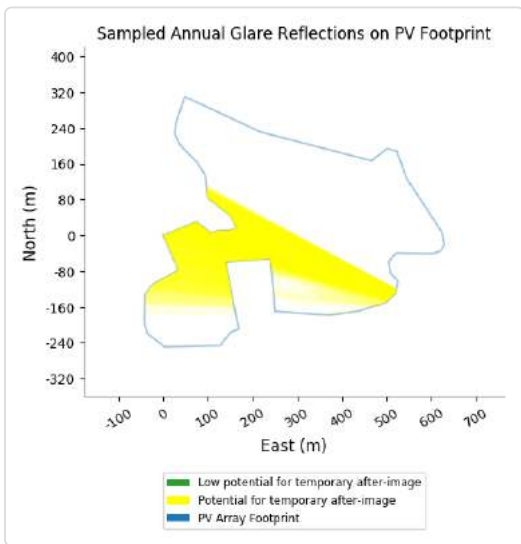
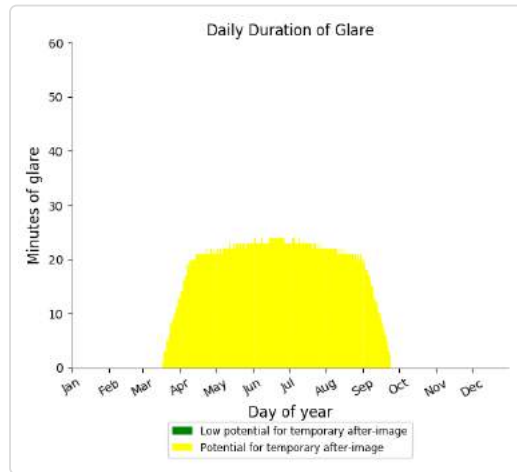
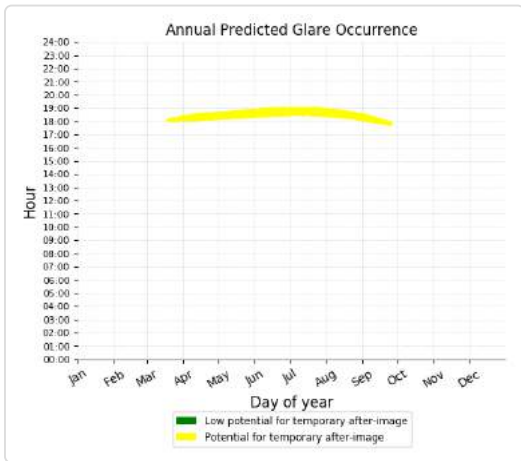
- 0 minutes of "green" glare with low potential to cause temporary after-image.
- 2,534 minutes of "yellow" glare with potential to cause temporary after-image.



PV array 1 - OP Receptor (OP 8)

PV array is expected to produce the following glare for receptors at this location:

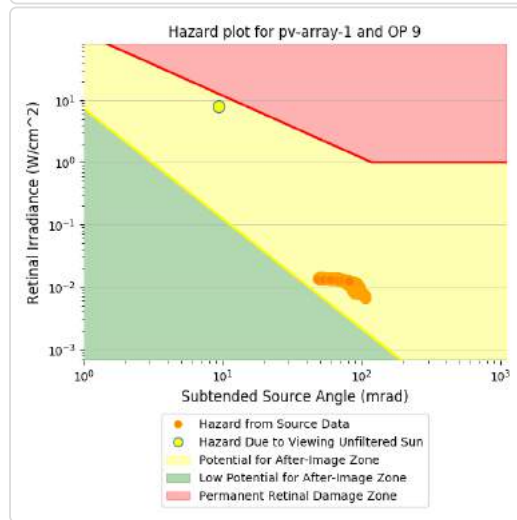
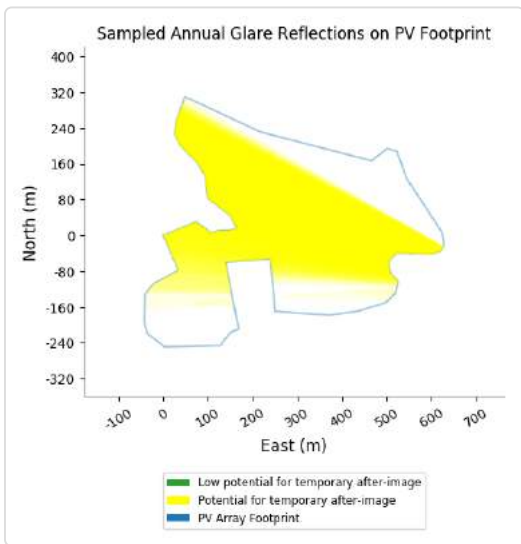
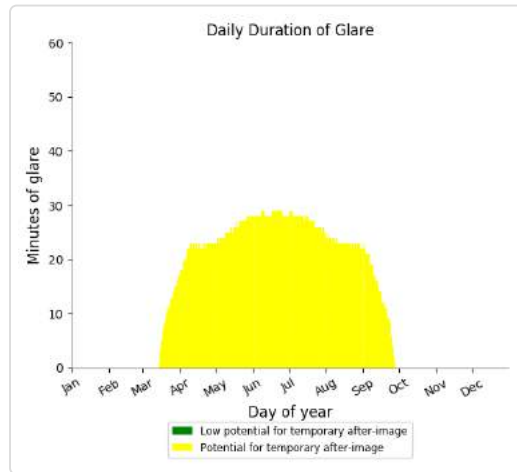
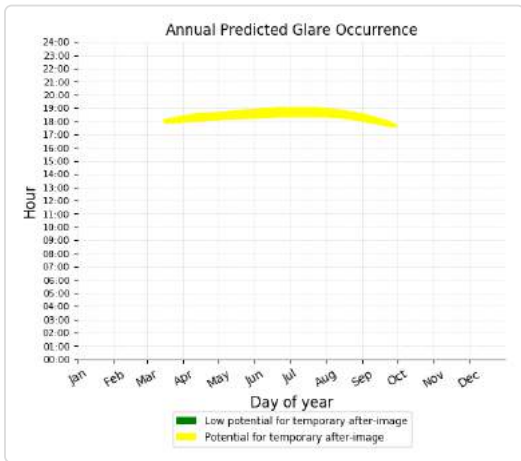
- 0 minutes of "green" glare with low potential to cause temporary after-image.
- 3,733 minutes of "yellow" glare with potential to cause temporary after-image.



PV array 1 - OP Receptor (OP 9)

PV array is expected to produce the following glare for receptors at this location:

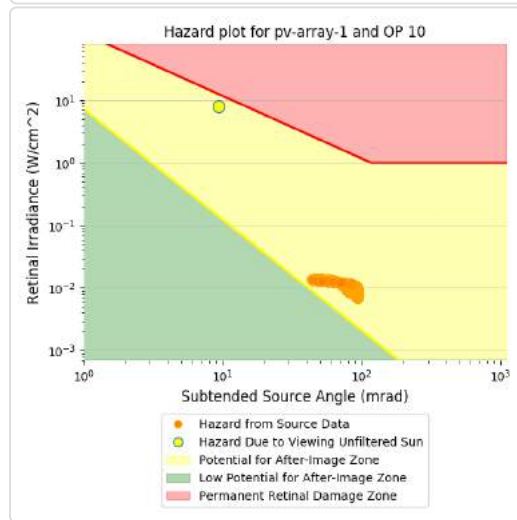
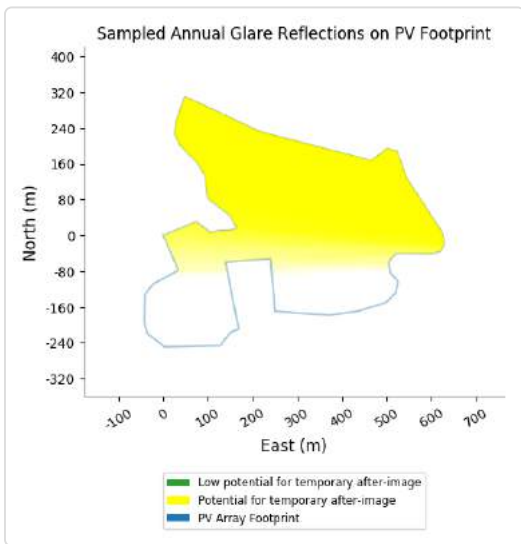
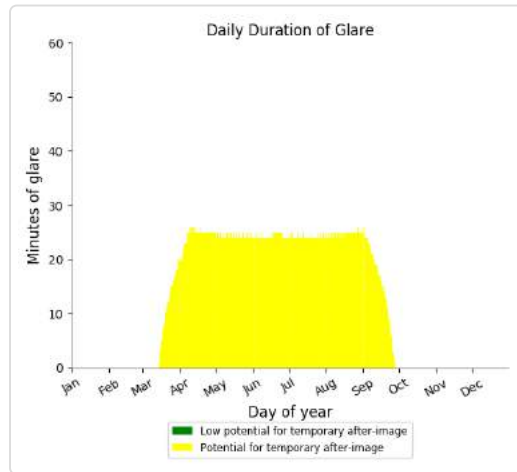
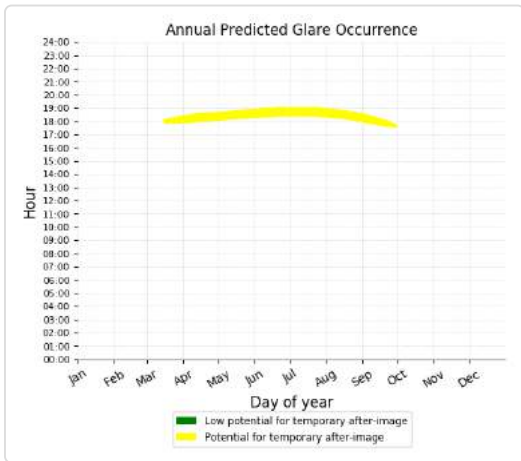
- 0 minutes of "green" glare with low potential to cause temporary after-image.
- 4,441 minutes of "yellow" glare with potential to cause temporary after-image.



PV array 1 - OP Receptor (OP 10)

PV array is expected to produce the following glare for receptors at this location:

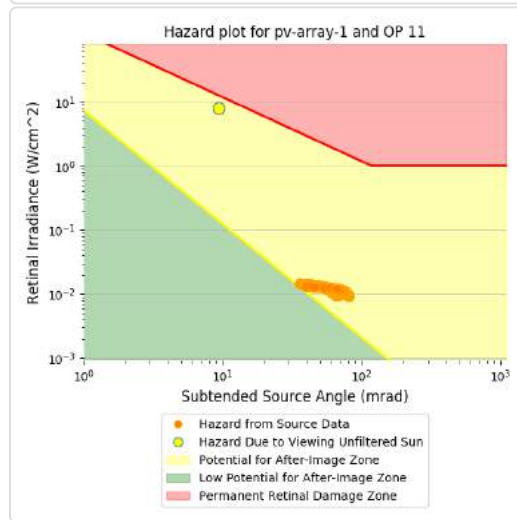
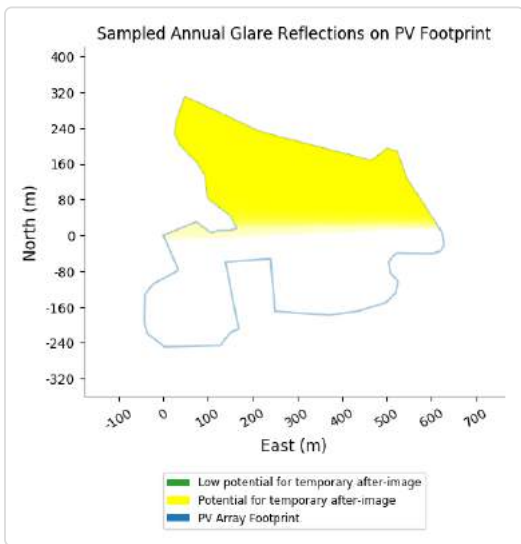
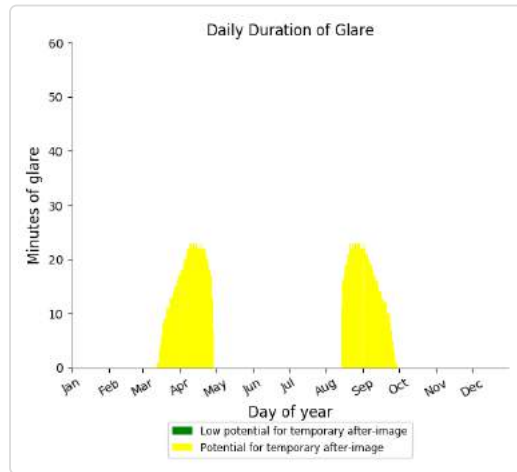
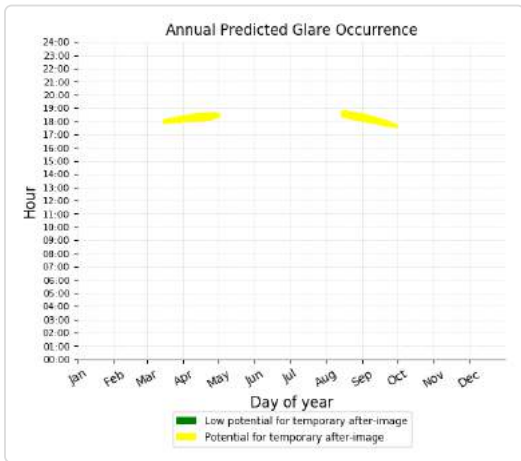
- 0 minutes of "green" glare with low potential to cause temporary after-image.
- 4,384 minutes of "yellow" glare with potential to cause temporary after-image.



PV array 1 - OP Receptor (OP 11)

PV array is expected to produce the following glare for receptors at this location:

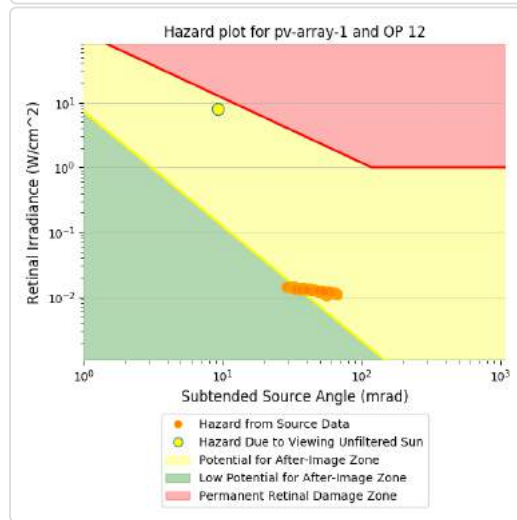
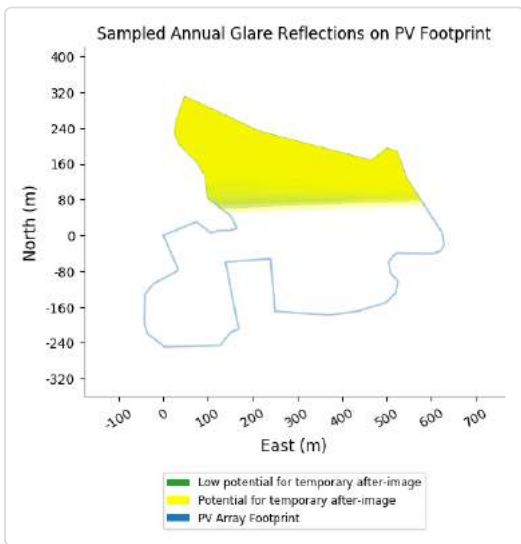
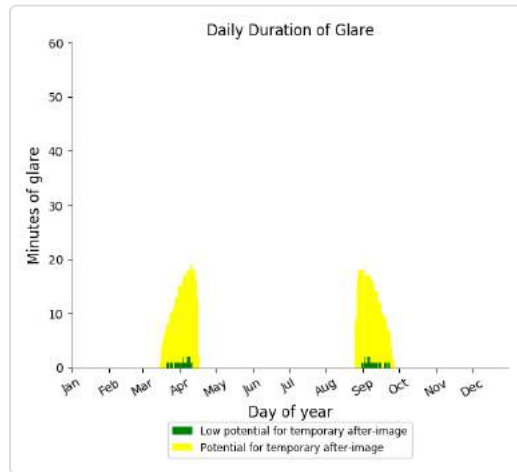
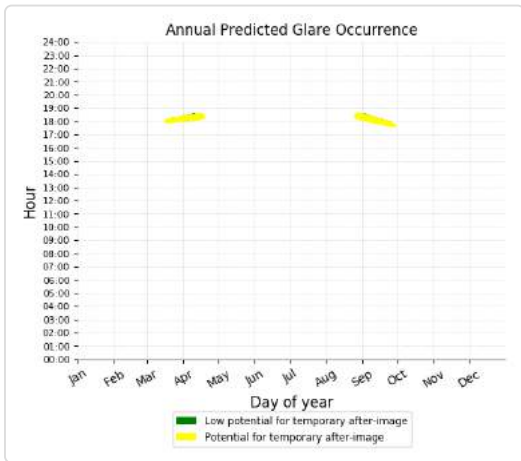
- 0 minutes of "green" glare with low potential to cause temporary after-image.
- 1,544 minutes of "yellow" glare with potential to cause temporary after-image.



PV array 1 - OP Receptor (OP 12)

PV array is expected to produce the following glare for receptors at this location:

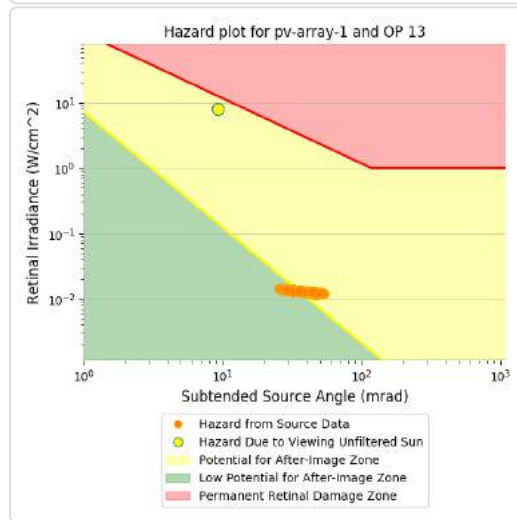
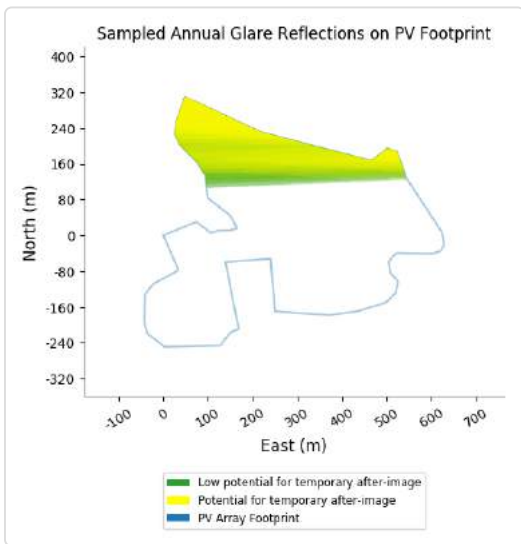
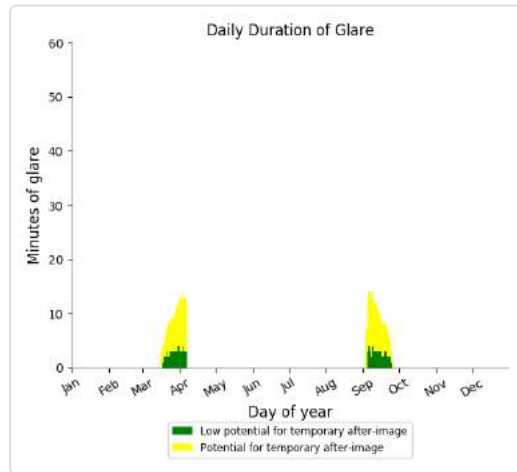
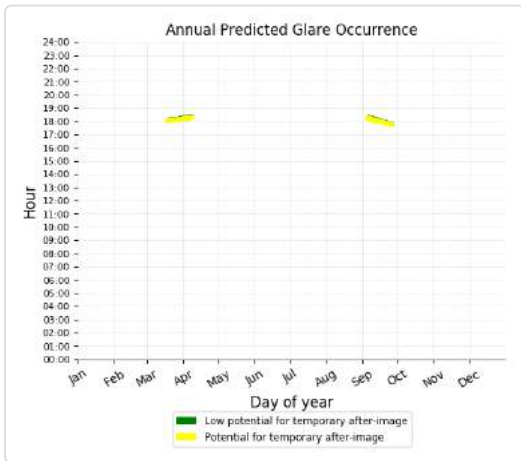
- 47 minutes of "green" glare with low potential to cause temporary after-image.
- 782 minutes of "yellow" glare with potential to cause temporary after-image.



PV array 1 - OP Receptor (OP 13)

PV array is expected to produce the following glare for receptors at this location:

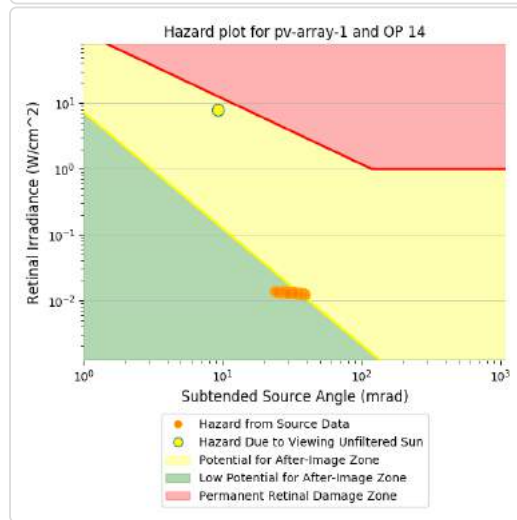
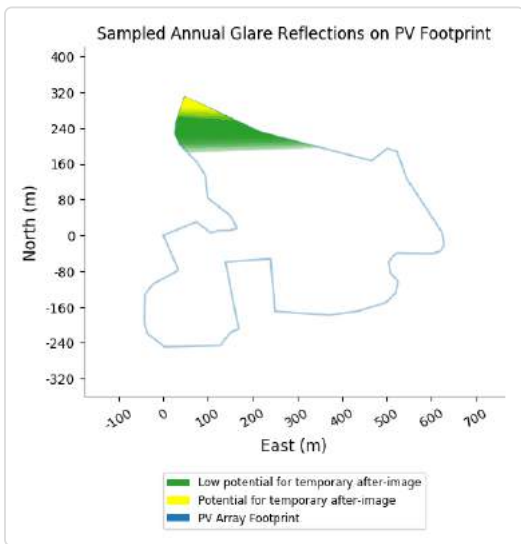
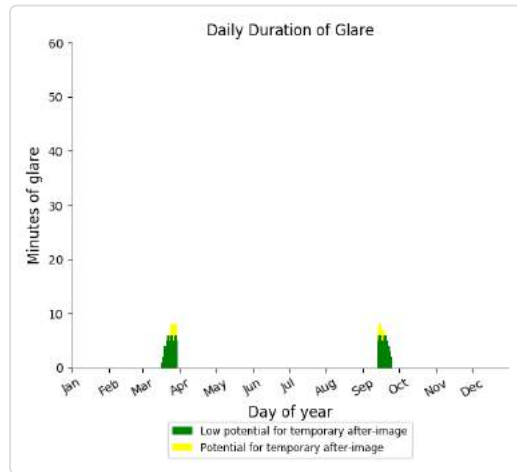
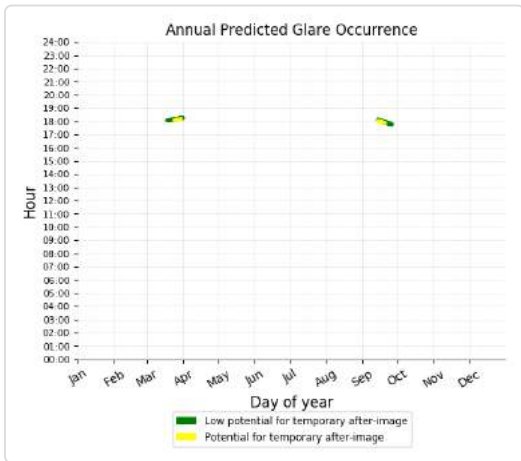
- 115 minutes of "green" glare with low potential to cause temporary after-image.
- 309 minutes of "yellow" glare with potential to cause temporary after-image.



PV array 1 - OP Receptor (OP 14)

PV array is expected to produce the following glare for receptors at this location:

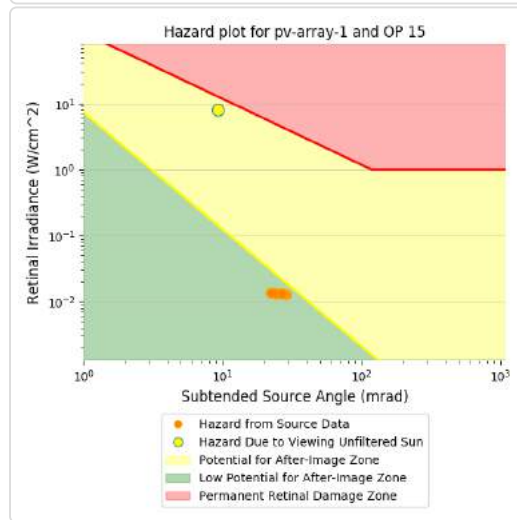
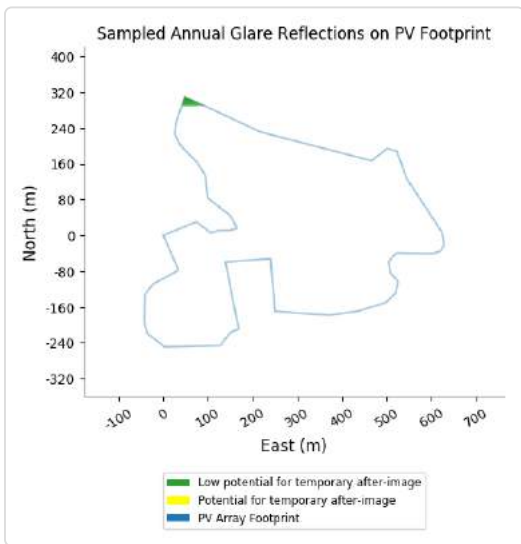
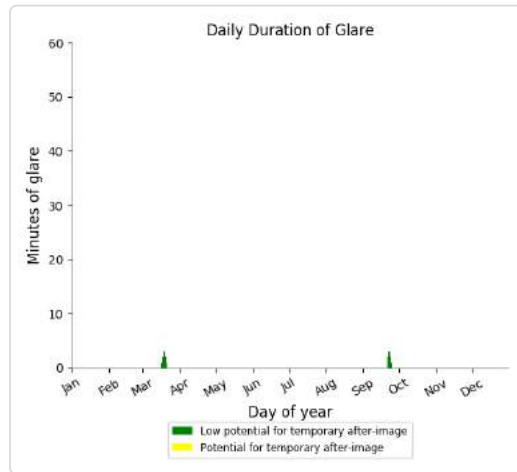
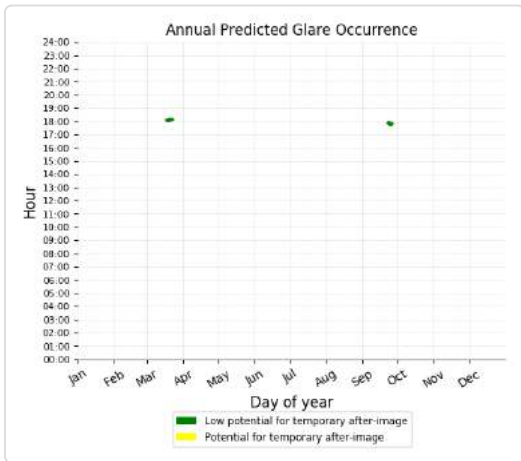
- 132 minutes of "green" glare with low potential to cause temporary after-image.
- 25 minutes of "yellow" glare with potential to cause temporary after-image.



PV array 1 - OP Receptor (OP 15)

PV array is expected to produce the following glare for receptors at this location:

- 17 minutes of "green" glare with low potential to cause temporary after-image.
- 0 minutes of "yellow" glare with potential to cause temporary after-image.



PV array 1 - OP Receptor (OP 16)

No glare found

PV array 1 - OP Receptor (OP 17)

No glare found

PV array 1 - OP Receptor (OP 18)

No glare found

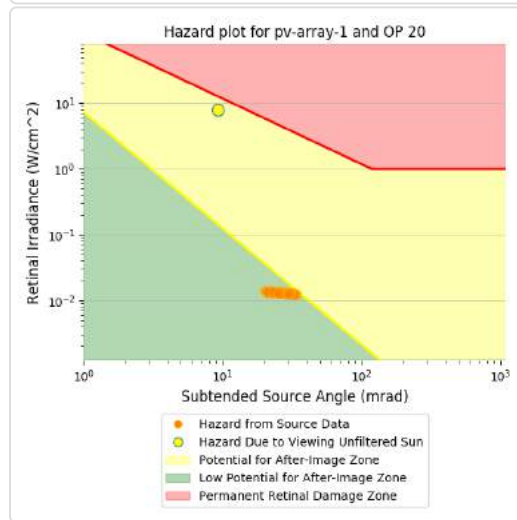
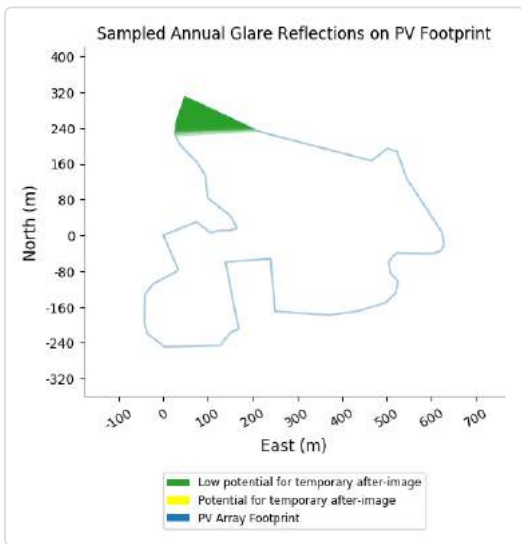
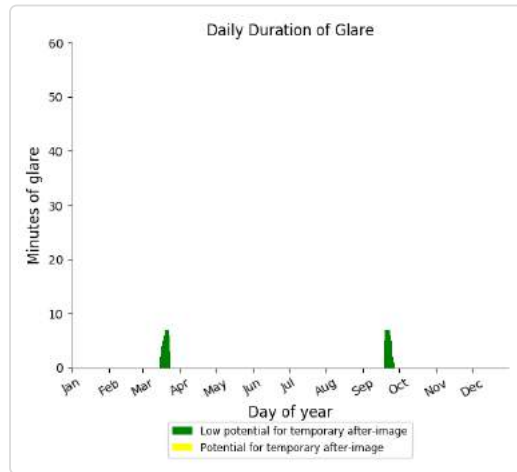
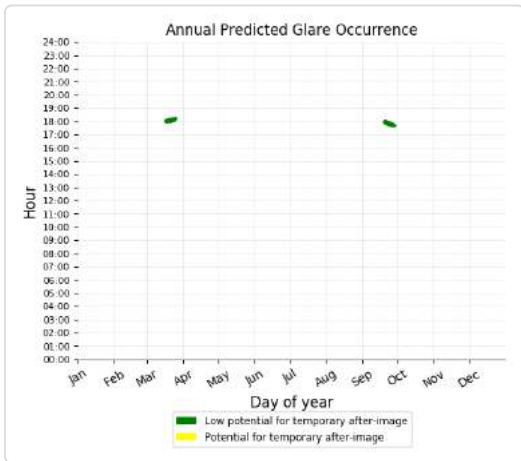
PV array 1 - OP Receptor (OP 19)

No glare found

PV array 1 - OP Receptor (OP 20)

PV array is expected to produce the following glare for receptors at this location:

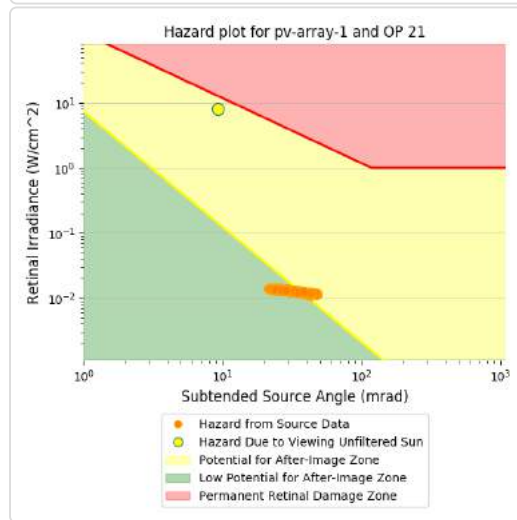
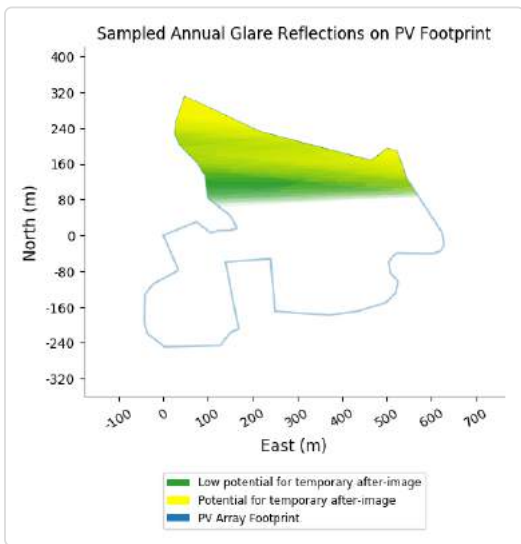
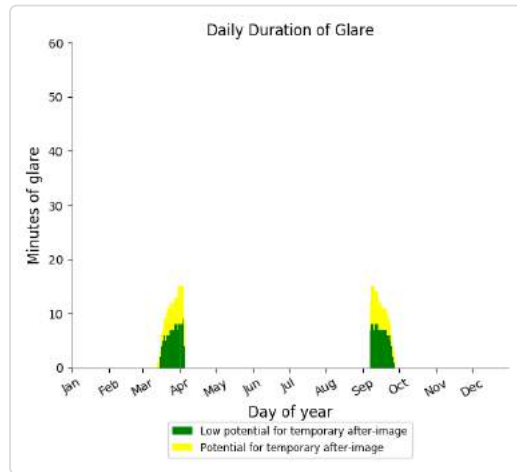
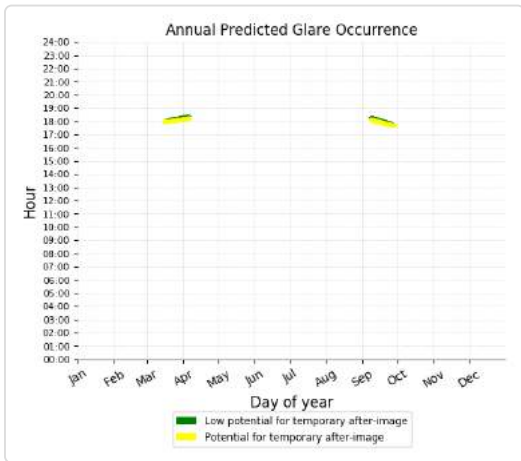
- 94 minutes of "green" glare with low potential to cause temporary after-image.
- 0 minutes of "yellow" glare with potential to cause temporary after-image.



PV array 1 - OP Receptor (OP 21)

PV array is expected to produce the following glare for receptors at this location:

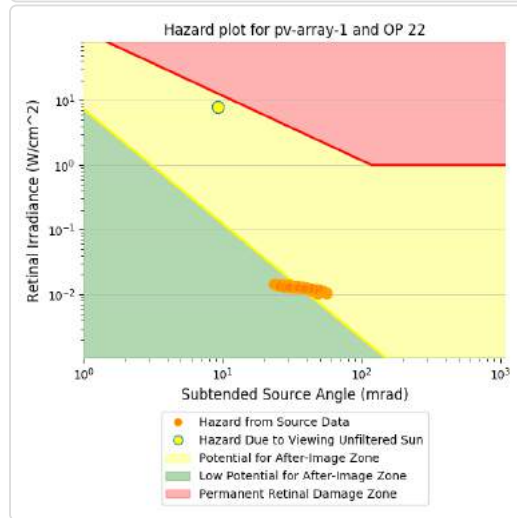
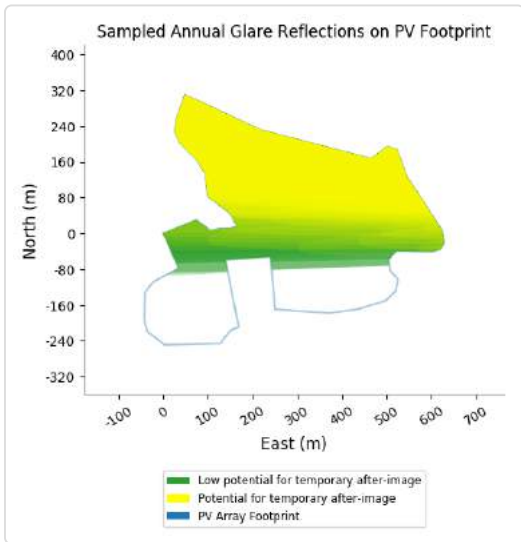
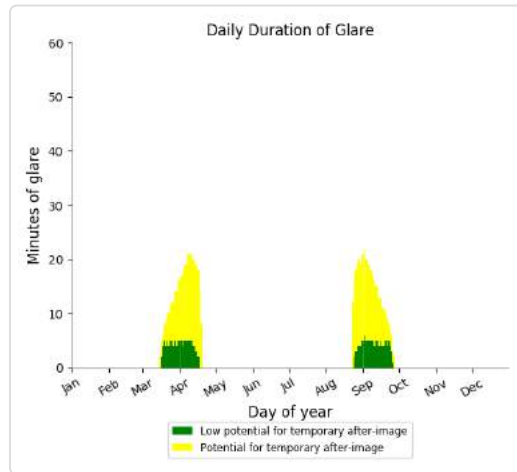
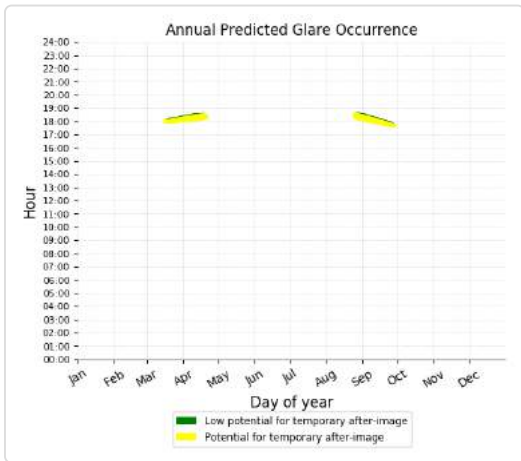
- 269 minutes of "green" glare with low potential to cause temporary after-image.
- 201 minutes of "yellow" glare with potential to cause temporary after-image.



PV array 1 - OP Receptor (OP 22)

PV array is expected to produce the following glare for receptors at this location:

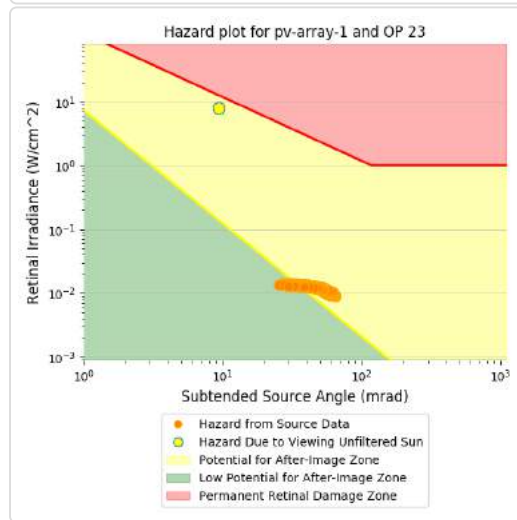
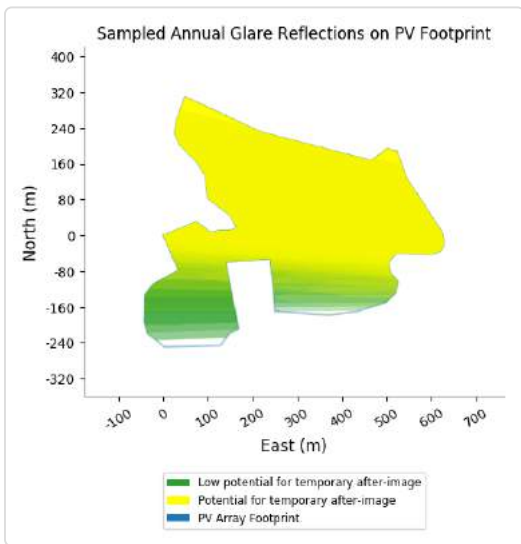
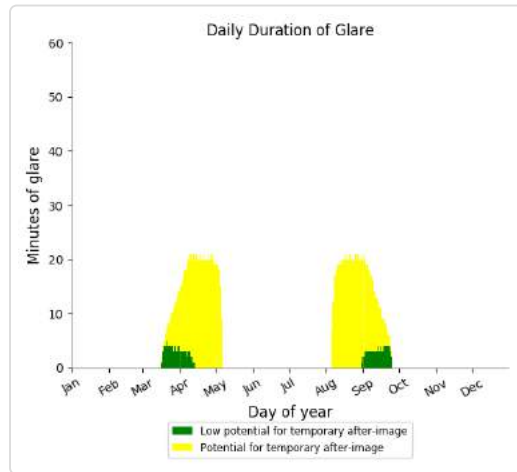
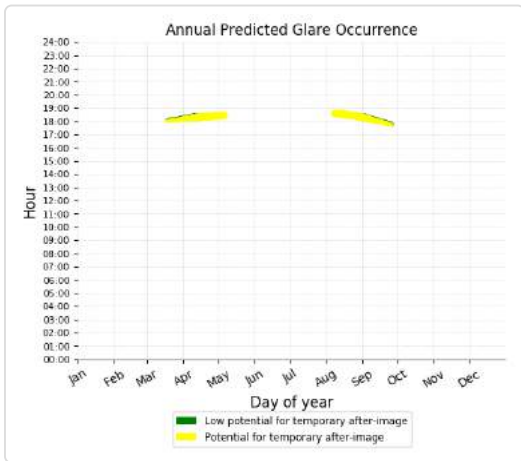
- 277 minutes of "green" glare with low potential to cause temporary after-image.
- 740 minutes of "yellow" glare with potential to cause temporary after-image.



PV array 1 - OP Receptor (OP 23)

PV array is expected to produce the following glare for receptors at this location:

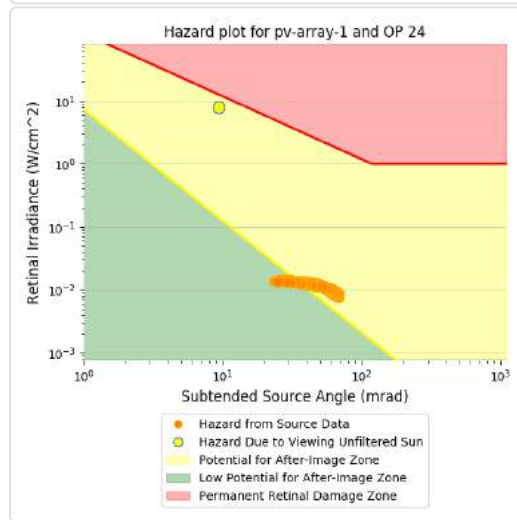
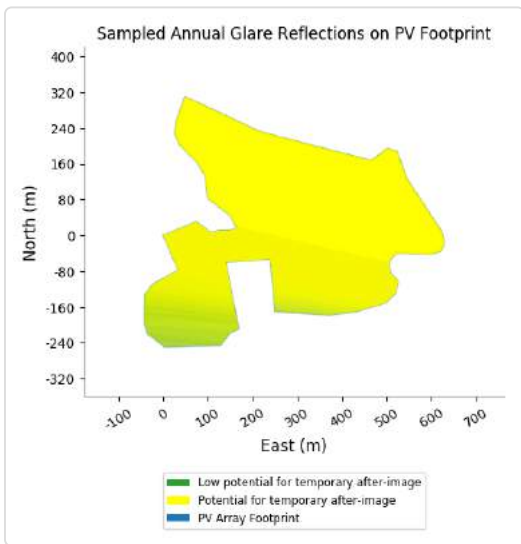
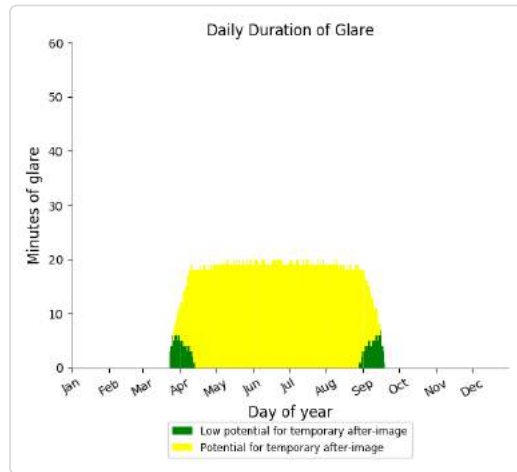
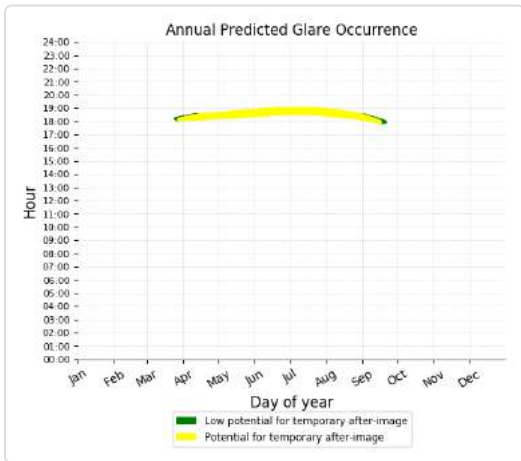
- 168 minutes of "green" glare with low potential to cause temporary after-image.
- 1,459 minutes of "yellow" glare with potential to cause temporary after-image.



PV array 1 - OP Receptor (OP 24)

PV array is expected to produce the following glare for receptors at this location:

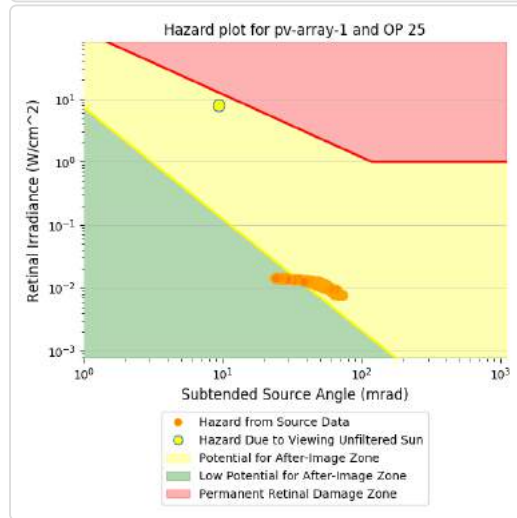
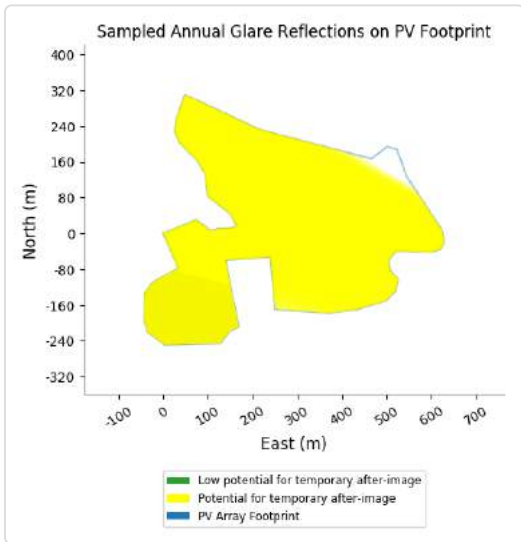
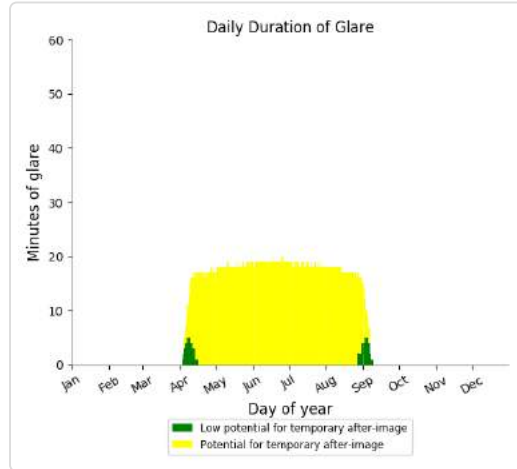
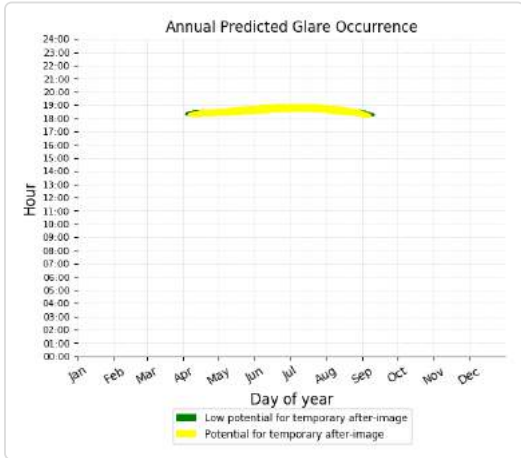
- 176 minutes of "green" glare with low potential to cause temporary after-image.
- 2,976 minutes of "yellow" glare with potential to cause temporary after-image.



PV array 1 - OP Receptor (OP 25)

PV array is expected to produce the following glare for receptors at this location:

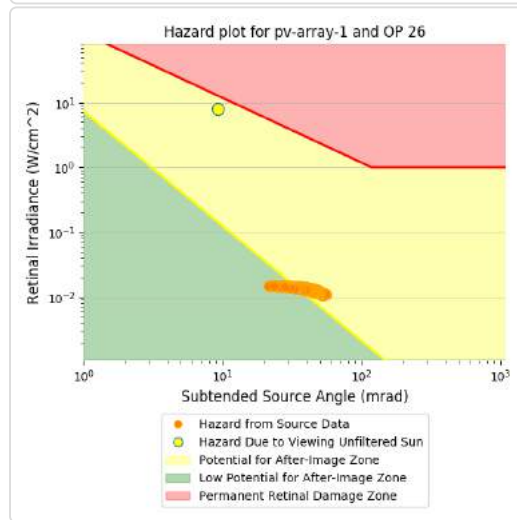
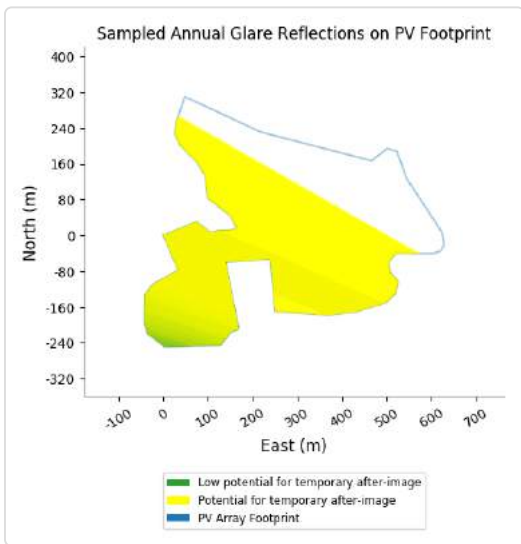
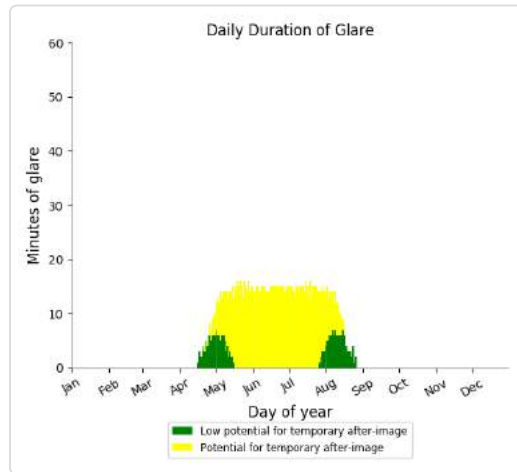
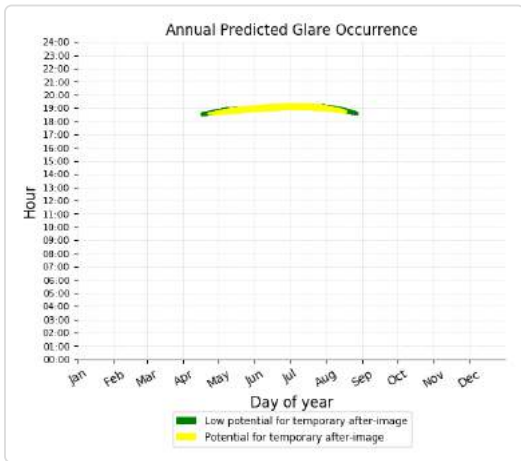
- 83 minutes of "green" glare with low potential to cause temporary after-image.
- 2,634 minutes of "yellow" glare with potential to cause temporary after-image.



PV array 1 - OP Receptor (OP 26)

PV array is expected to produce the following glare for receptors at this location:

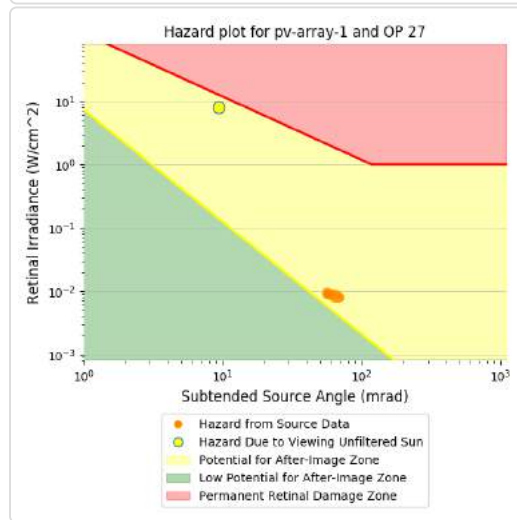
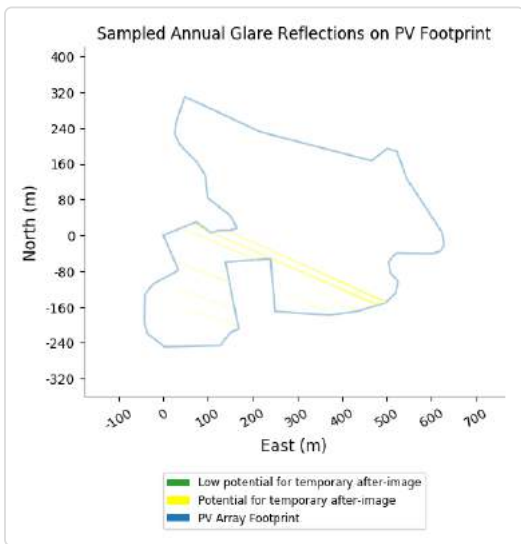
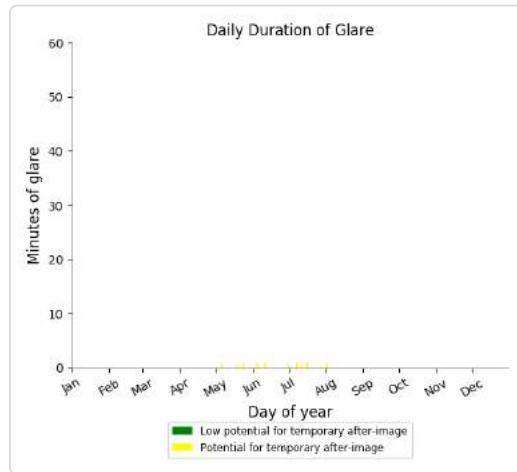
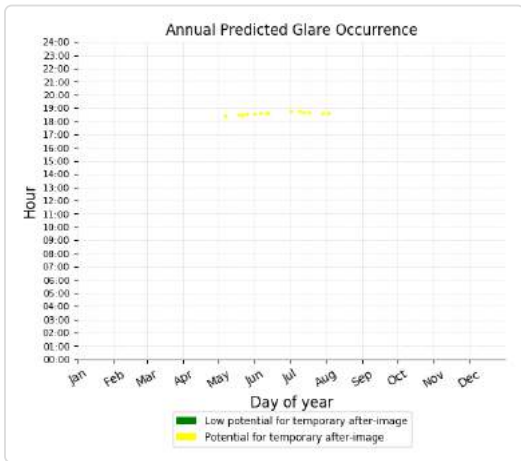
- 271 minutes of "green" glare with low potential to cause temporary after-image.
- 1,364 minutes of "yellow" glare with potential to cause temporary after-image.



PV array 1 - OP Receptor (OP 27)

PV array is expected to produce the following glare for receptors at this location:

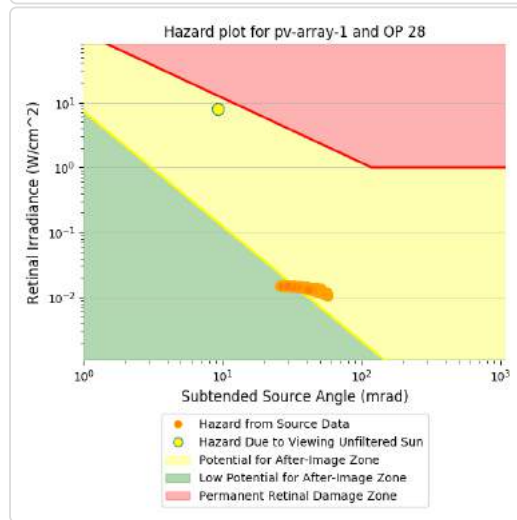
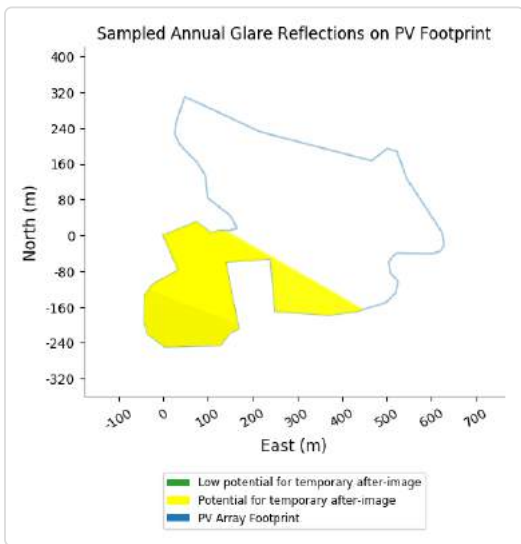
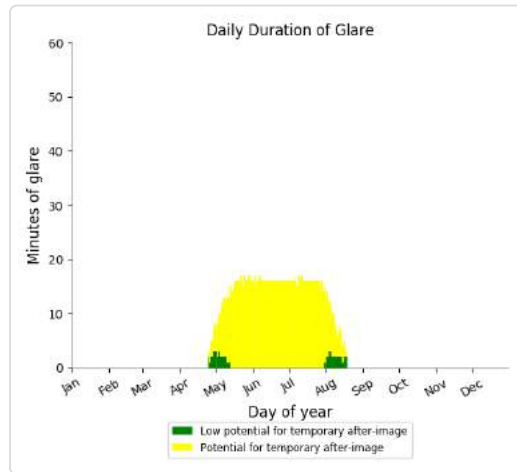
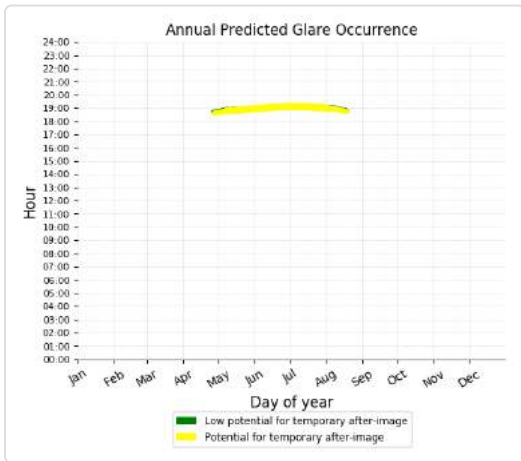
- 0 minutes of "green" glare with low potential to cause temporary after-image.
- 14 minutes of "yellow" glare with potential to cause temporary after-image.



PV array 1 - OP Receptor (OP 28)

PV array is expected to produce the following glare for receptors at this location:

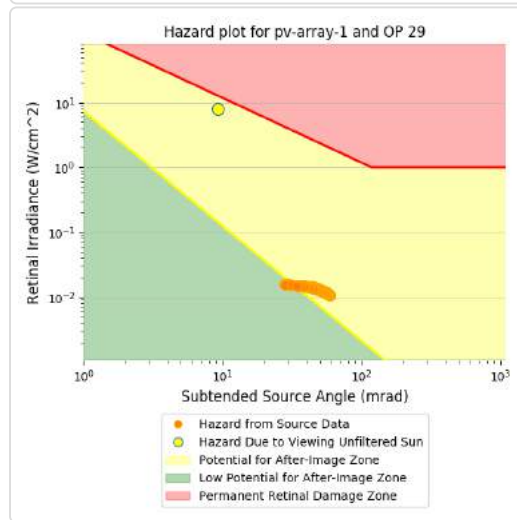
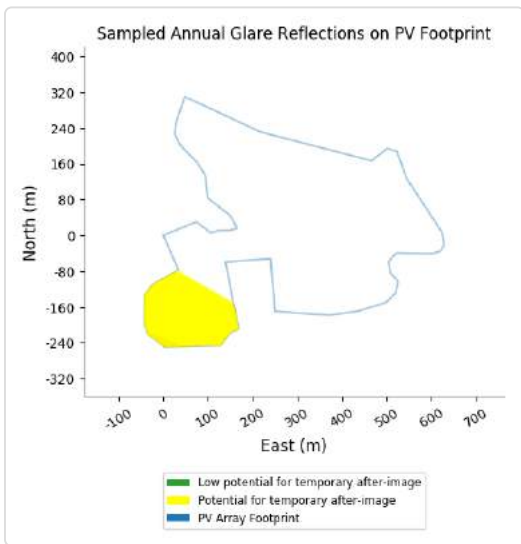
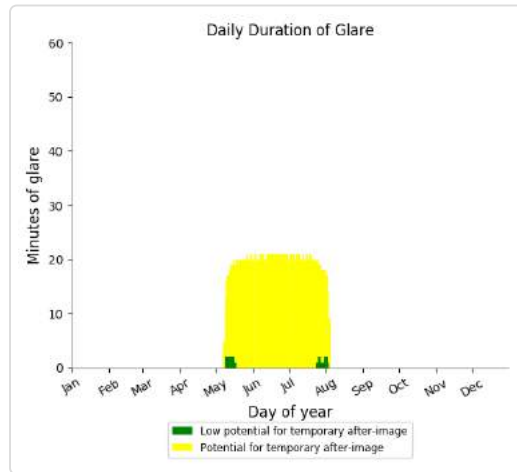
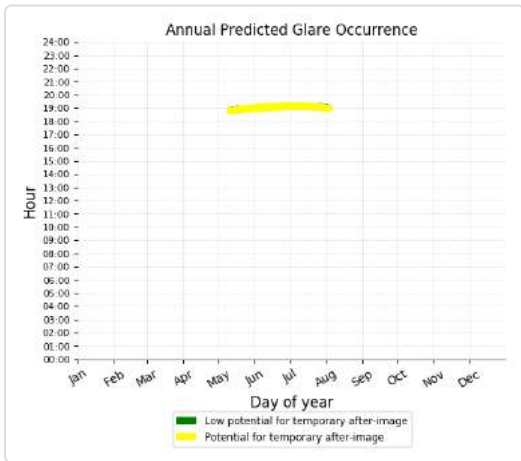
- 76 minutes of "green" glare with low potential to cause temporary after-image.
- 1,519 minutes of "yellow" glare with potential to cause temporary after-image.



PV array 1 - OP Receptor (OP 29)

PV array is expected to produce the following glare for receptors at this location:

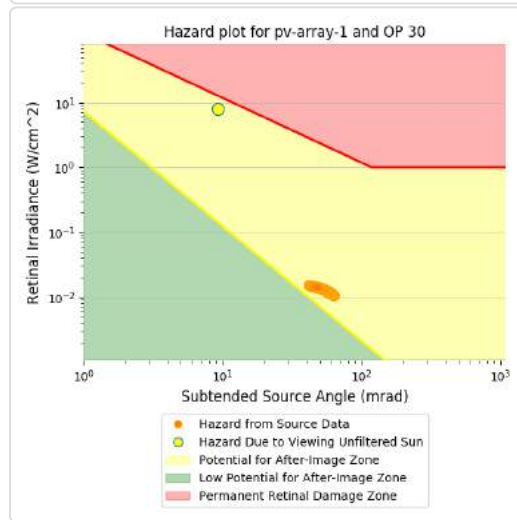
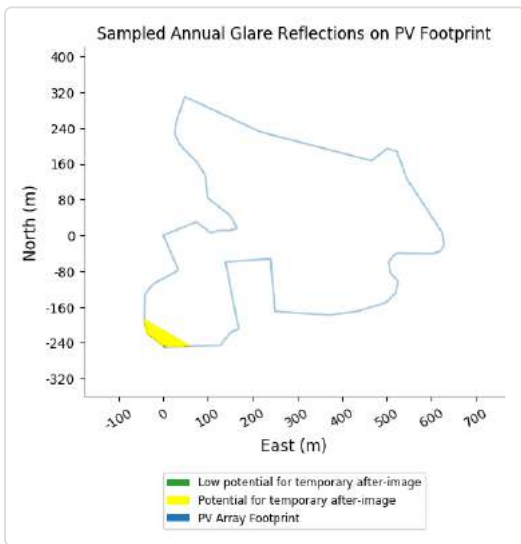
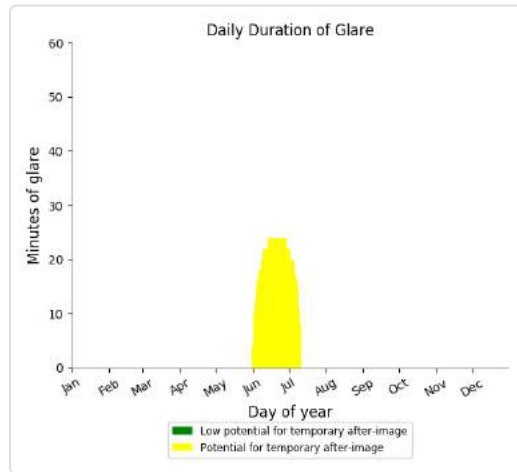
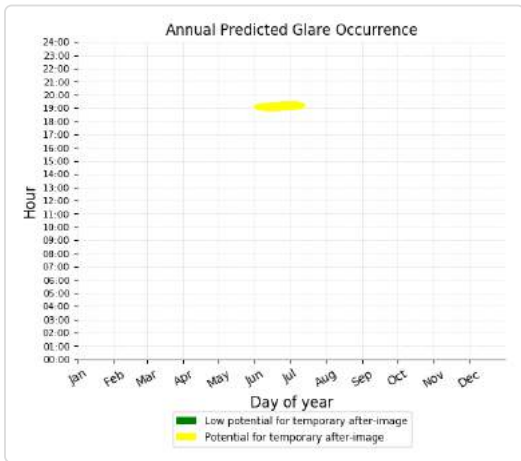
- 34 minutes of "green" glare with low potential to cause temporary after-image.
- 1,716 minutes of "yellow" glare with potential to cause temporary after-image.



PV array 1 - OP Receptor (OP 30)

PV array is expected to produce the following glare for receptors at this location:

- 0 minutes of "green" glare with low potential to cause temporary after-image.
- 814 minutes of "yellow" glare with potential to cause temporary after-image.



PV array 2 potential temporary after-image

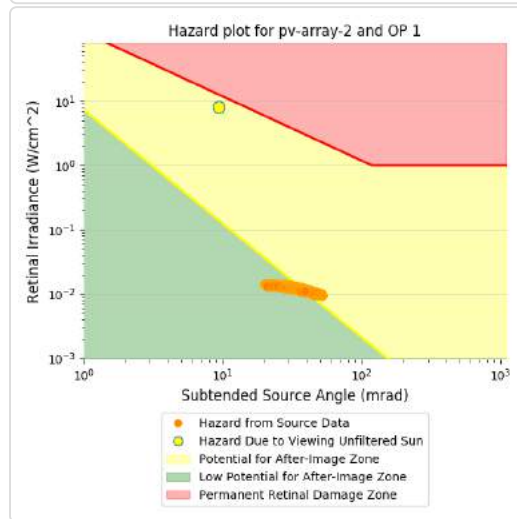
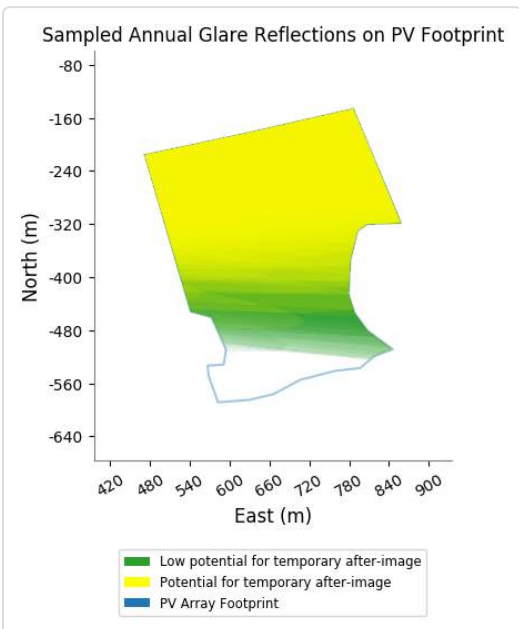
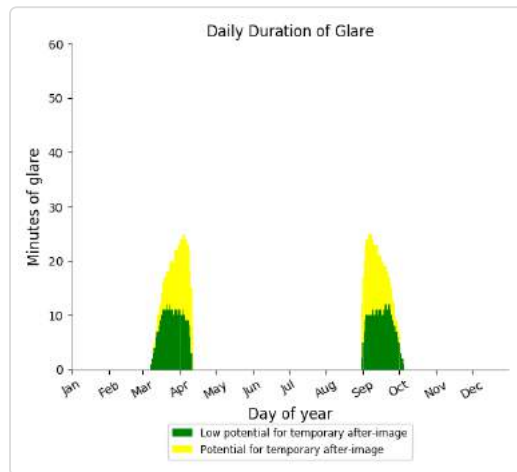
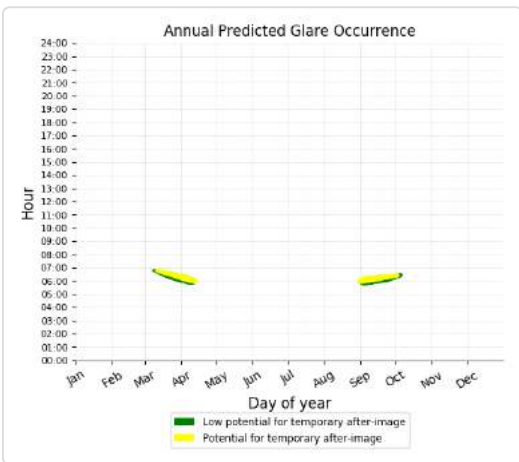
Component	Green glare (min)	Yellow glare (min)
OP: OP 1	616	592
OP: OP 2	346	773
OP: OP 3	153	1006
OP: OP 4	52	1458
OP: OP 5	0	1934
OP: OP 6	0	1818
OP: OP 7	0	24
OP: OP 8	0	11
OP: OP 9	0	0
OP: OP 10	0	0
OP: OP 11	0	0
OP: OP 12	0	0
OP: OP 13	0	0
OP: OP 14	0	0
OP: OP 15	0	0

OP: OP 16	0	0
OP: OP 17	0	0
OP: OP 18	0	0
OP: OP 19	0	0
OP: OP 20	0	0
OP: OP 21	0	0
OP: OP 22	0	0
OP: OP 23	5	0
OP: OP 24	159	484
OP: OP 25	201	2115
OP: OP 26	460	2846
OP: OP 27	193	3082
OP: OP 28	12	2910
OP: OP 29	0	2703
OP: OP 30	0	1044

PV array 2 - OP Receptor (OP 1)

PV array is expected to produce the following glare for receptors at this location:

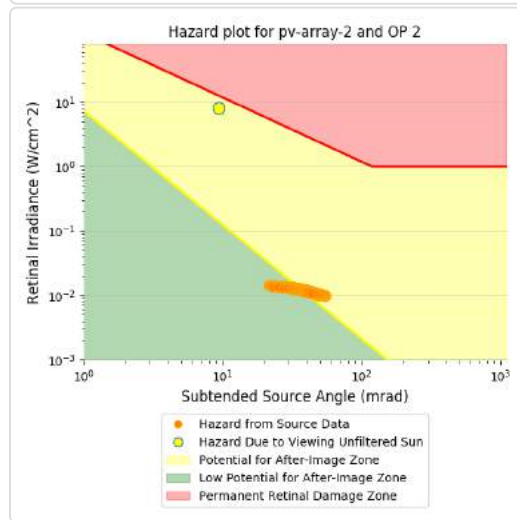
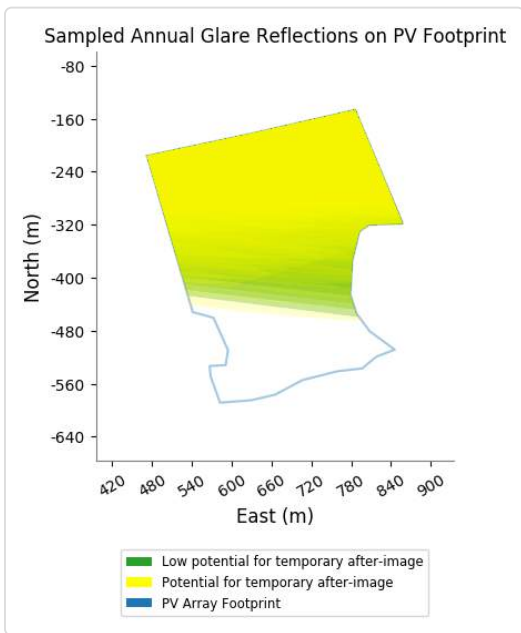
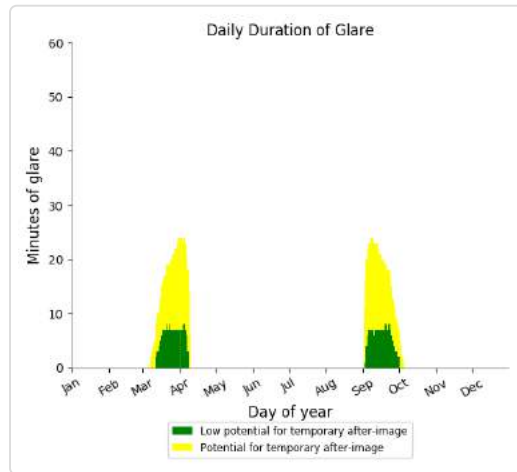
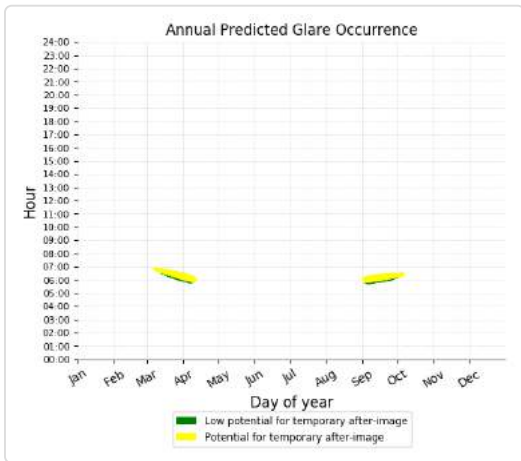
- 616 minutes of "green" glare with low potential to cause temporary after-image.
- 592 minutes of "yellow" glare with potential to cause temporary after-image.



PV array 2 - OP Receptor (OP 2)

PV array is expected to produce the following glare for receptors at this location:

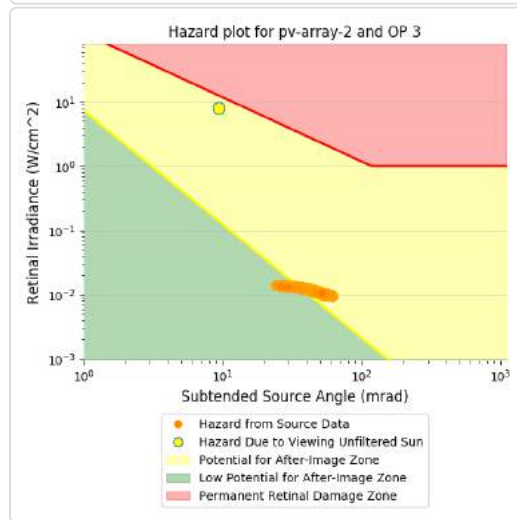
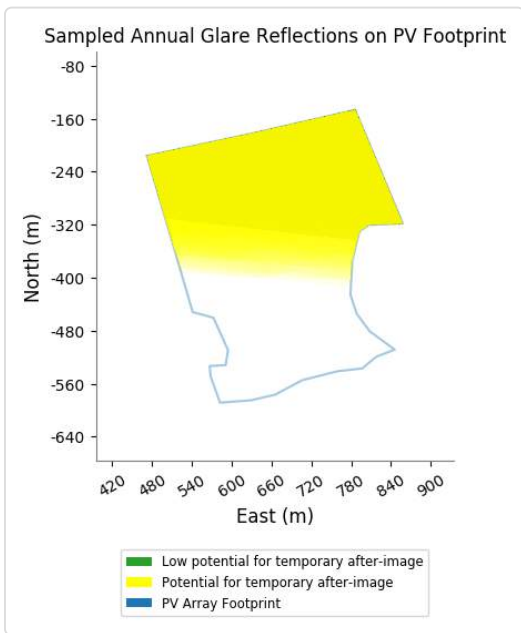
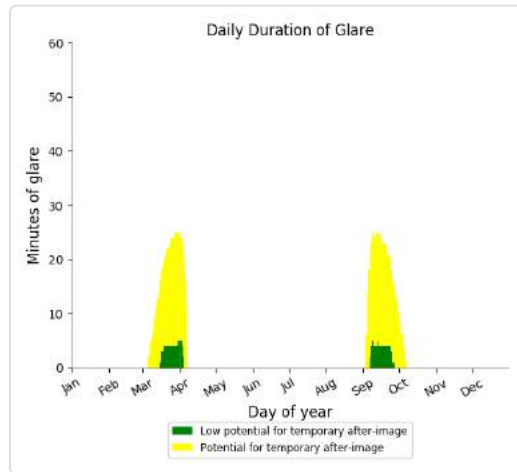
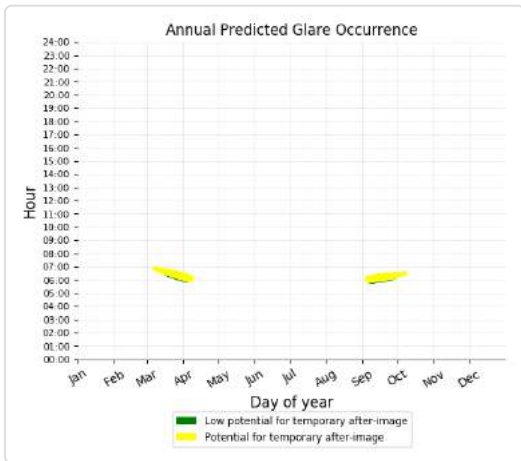
- 346 minutes of "green" glare with low potential to cause temporary after-image.
- 773 minutes of "yellow" glare with potential to cause temporary after-image.



PV array 2 - OP Receptor (OP 3)

PV array is expected to produce the following glare for receptors at this location:

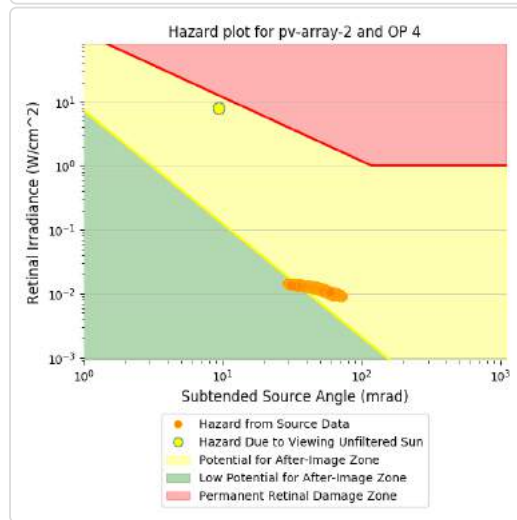
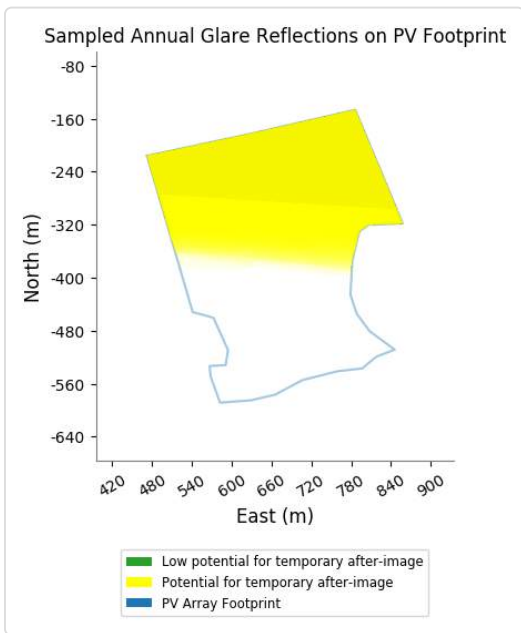
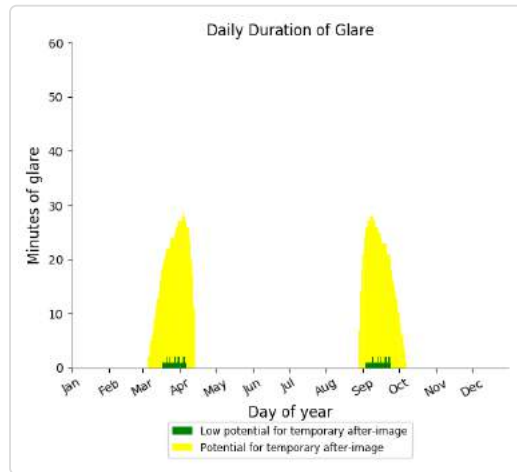
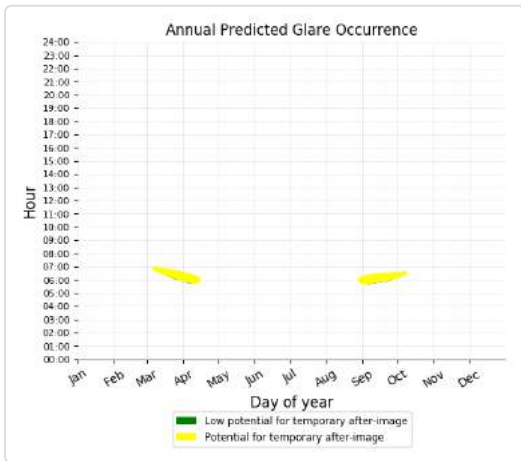
- 153 minutes of "green" glare with low potential to cause temporary after-image.
- 1,006 minutes of "yellow" glare with potential to cause temporary after-image.



PV array 2 - OP Receptor (OP 4)

PV array is expected to produce the following glare for receptors at this location:

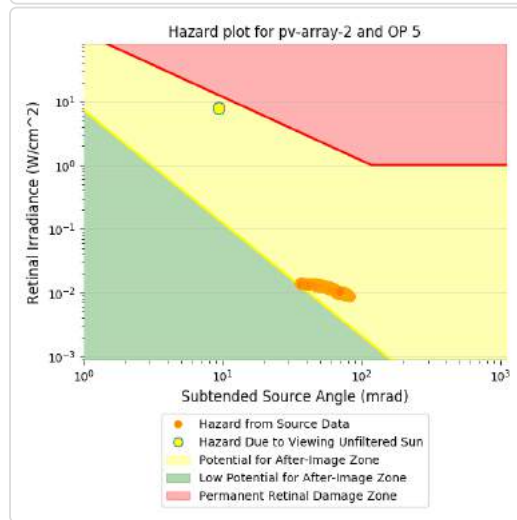
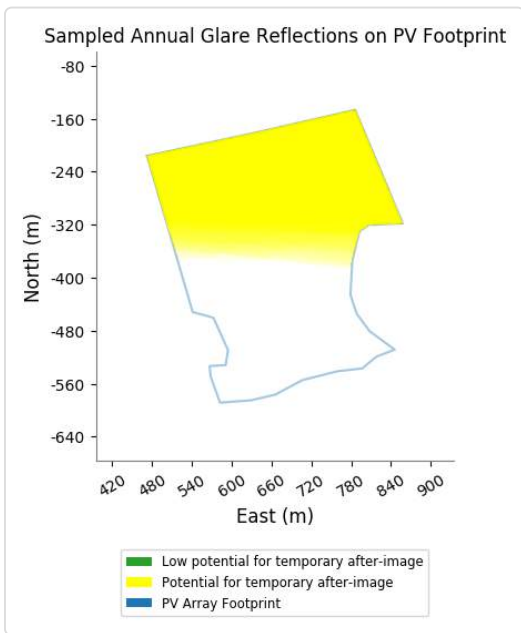
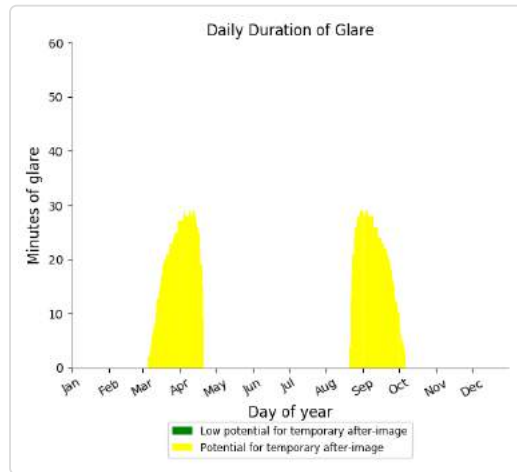
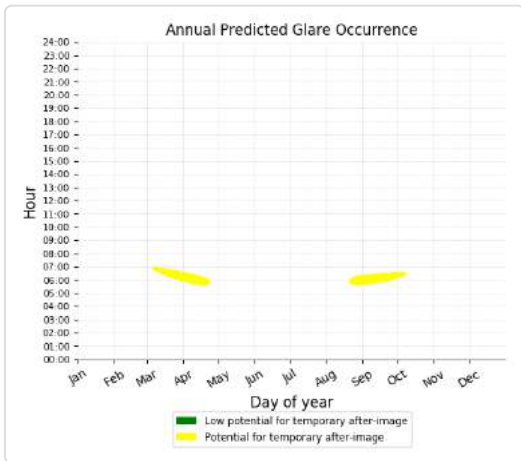
- 52 minutes of "green" glare with low potential to cause temporary after-image.
- 1,458 minutes of "yellow" glare with potential to cause temporary after-image.



PV array 2 - OP Receptor (OP 5)

PV array is expected to produce the following glare for receptors at this location:

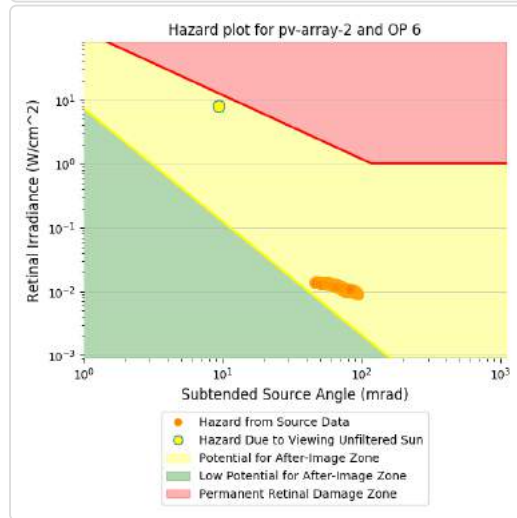
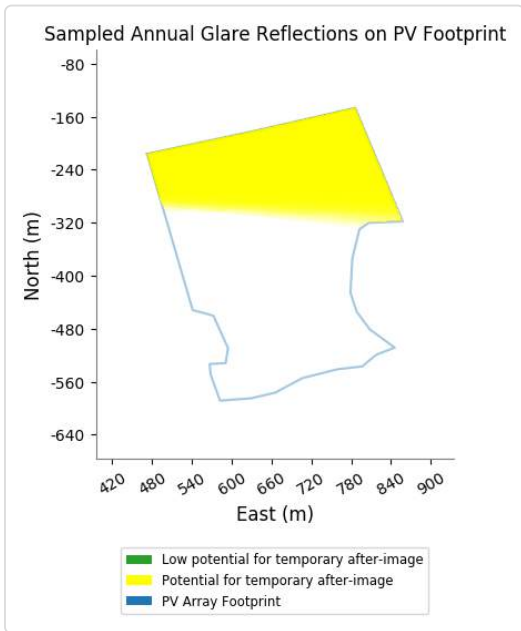
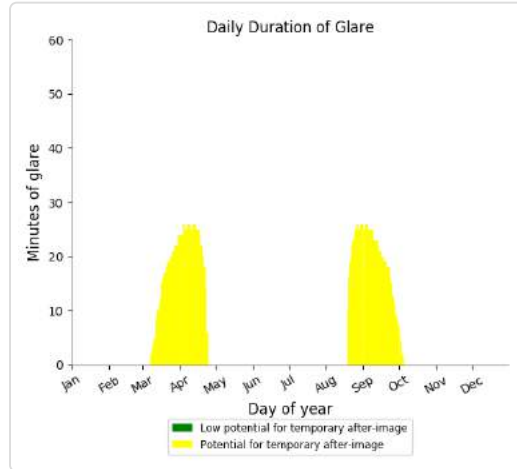
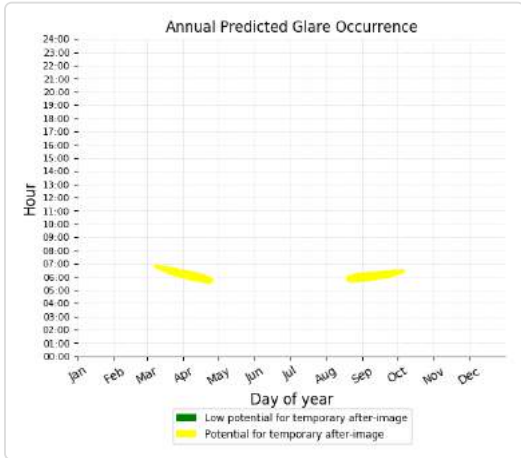
- 0 minutes of "green" glare with low potential to cause temporary after-image.
- 1,934 minutes of "yellow" glare with potential to cause temporary after-image.



PV array 2 - OP Receptor (OP 6)

PV array is expected to produce the following glare for receptors at this location:

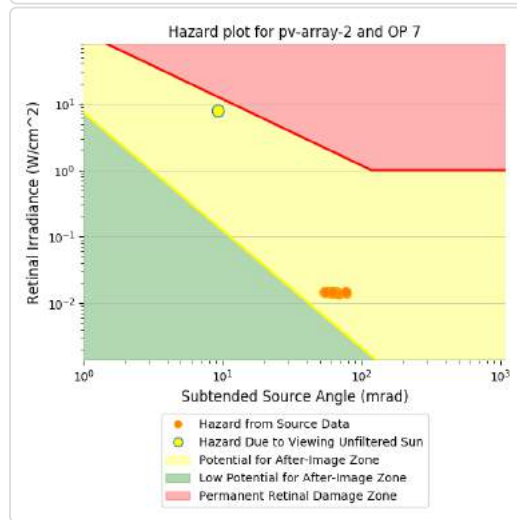
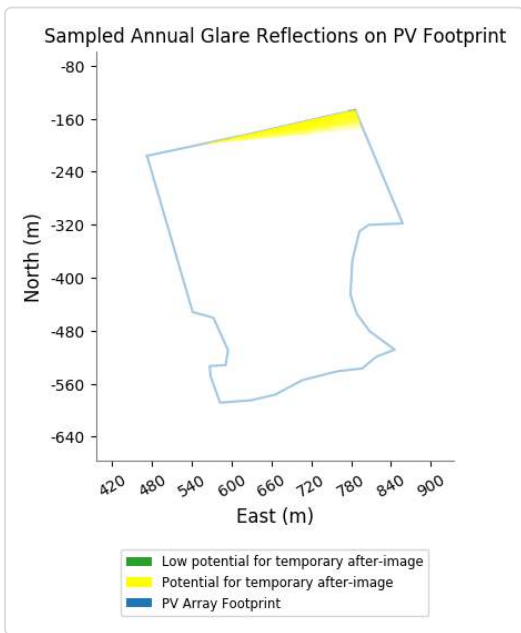
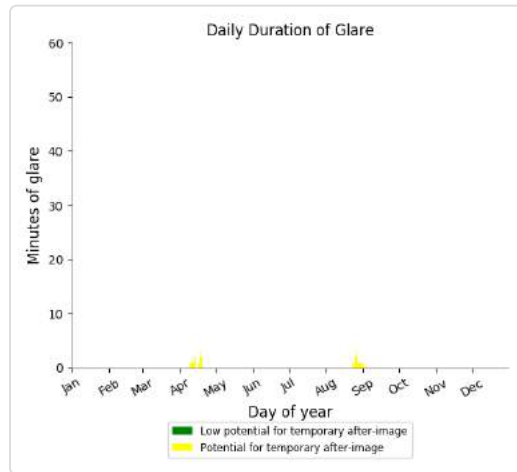
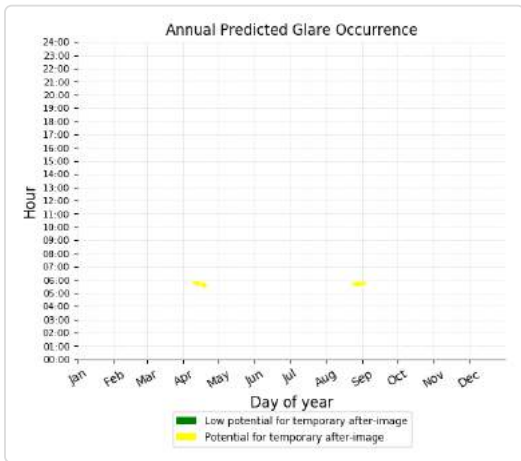
- 0 minutes of "green" glare with low potential to cause temporary after-image.
- 1,818 minutes of "yellow" glare with potential to cause temporary after-image.



PV array 2 - OP Receptor (OP 7)

PV array is expected to produce the following glare for receptors at this location:

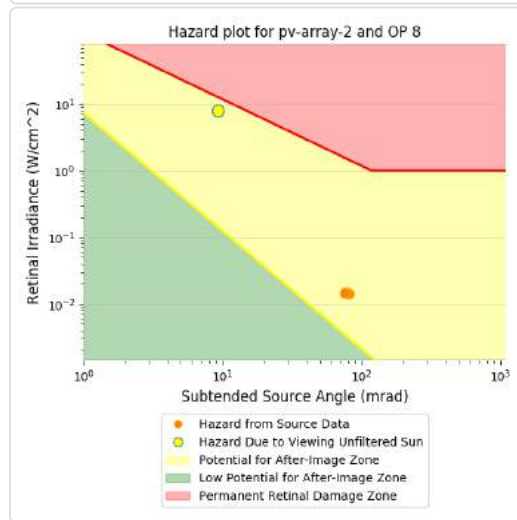
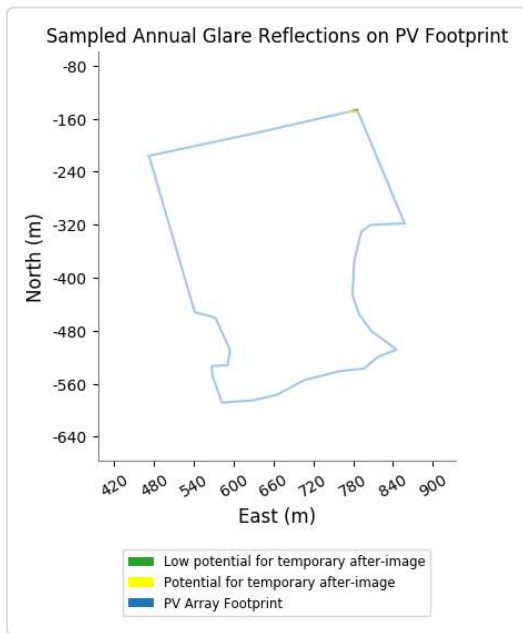
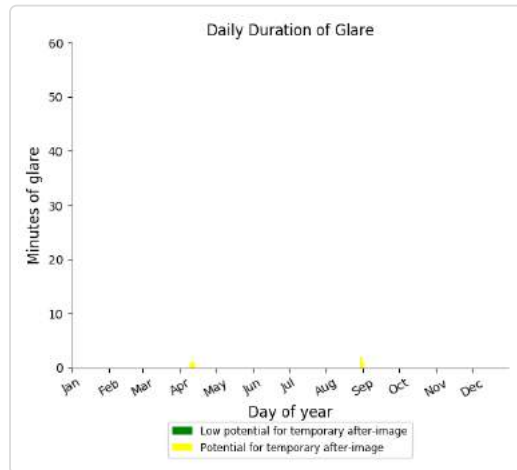
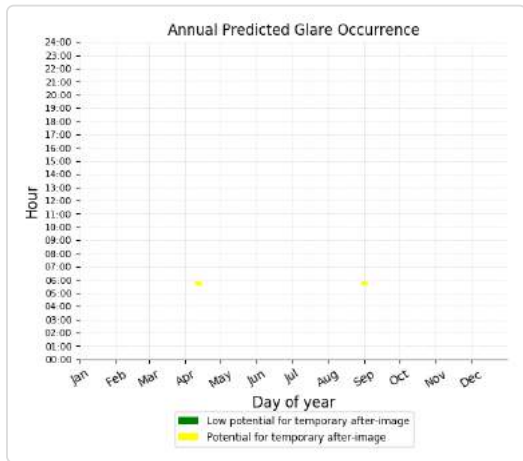
- 0 minutes of "green" glare with low potential to cause temporary after-image.
- 24 minutes of "yellow" glare with potential to cause temporary after-image.



PV array 2 - OP Receptor (OP 8)

PV array is expected to produce the following glare for receptors at this location:

- 0 minutes of "green" glare with low potential to cause temporary after-image.
- 11 minutes of "yellow" glare with potential to cause temporary after-image.



PV array 2 - OP Receptor (OP 9)

No glare found

PV array 2 - OP Receptor (OP 10)

No glare found

PV array 2 - OP Receptor (OP 11)

No glare found

PV array 2 - OP Receptor (OP 12)

No glare found

PV array 2 - OP Receptor (OP 13)

No glare found

PV array 2 - OP Receptor (OP 14)

No glare found

PV array 2 - OP Receptor (OP 15)

No glare found

PV array 2 - OP Receptor (OP 16)

No glare found

PV array 2 - OP Receptor (OP 17)

No glare found

PV array 2 - OP Receptor (OP 18)

No glare found

PV array 2 - OP Receptor (OP 19)

No glare found

PV array 2 - OP Receptor (OP 20)

No glare found

PV array 2 - OP Receptor (OP 21)

No glare found

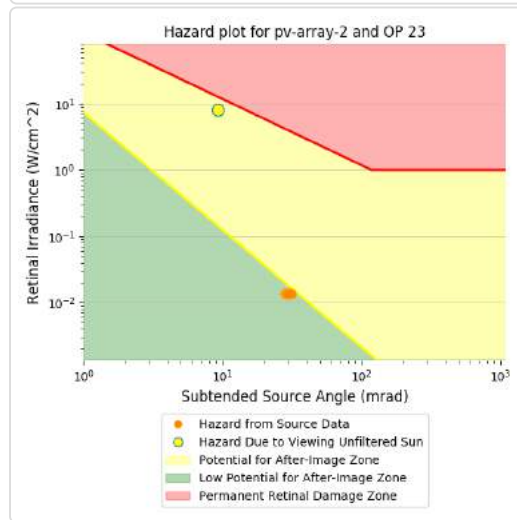
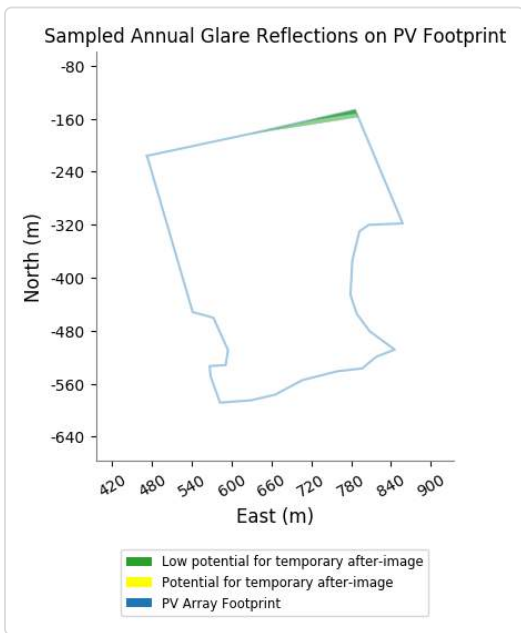
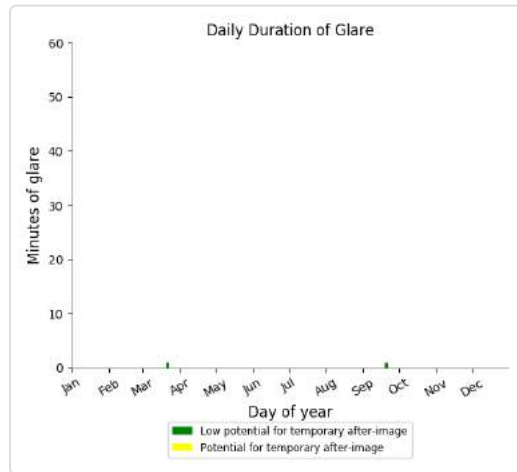
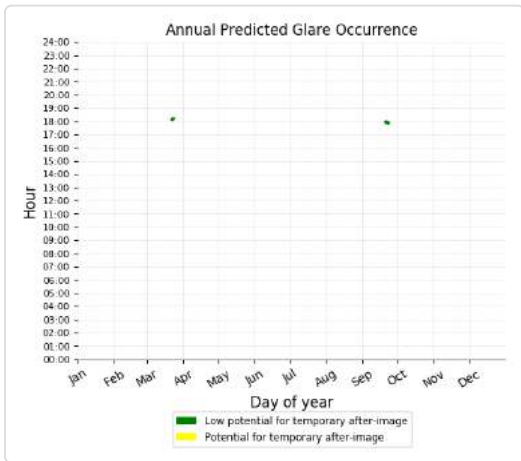
PV array 2 - OP Receptor (OP 22)

No glare found

PV array 2 - OP Receptor (OP 23)

PV array is expected to produce the following glare for receptors at this location:

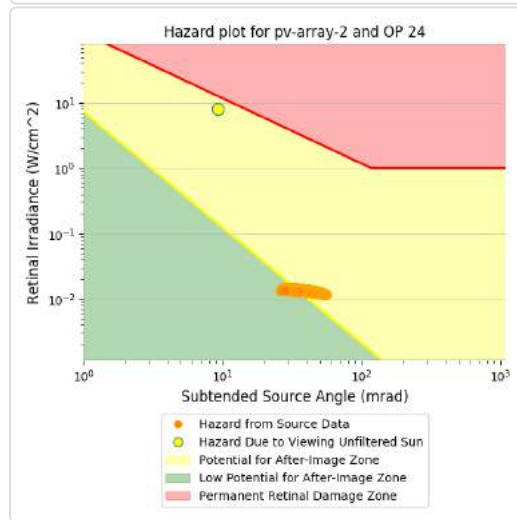
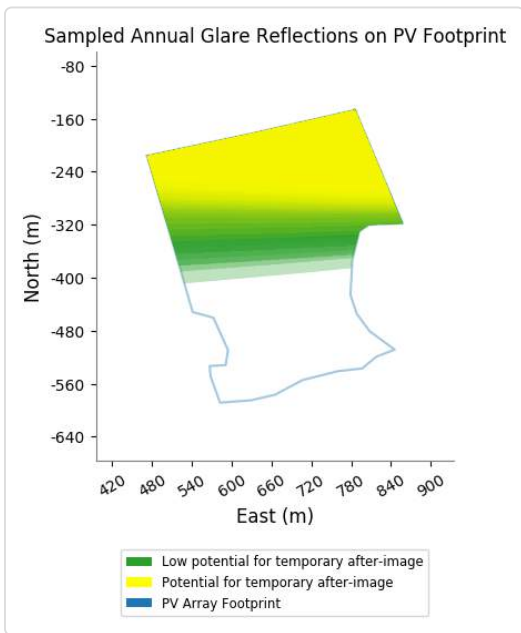
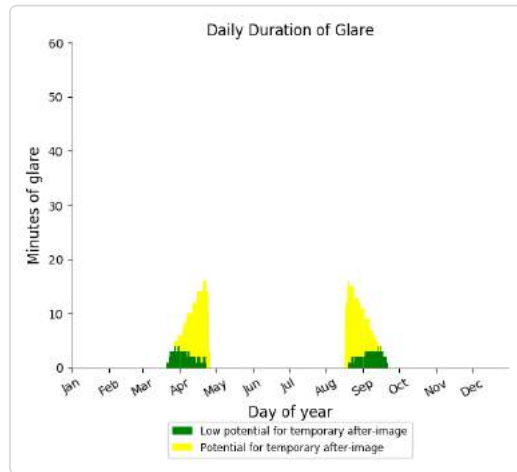
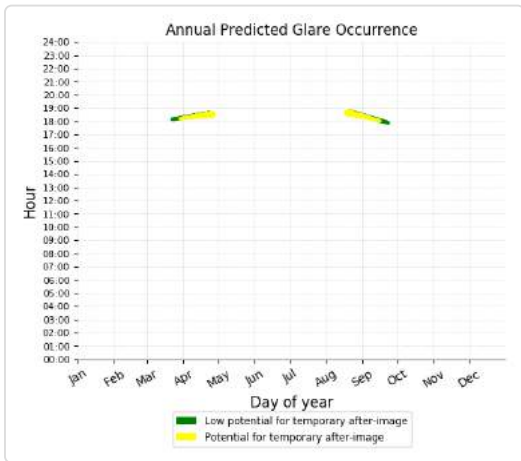
- 5 minutes of "green" glare with low potential to cause temporary after-image.
- 0 minutes of "yellow" glare with potential to cause temporary after-image.



PV array 2 - OP Receptor (OP 24)

PV array is expected to produce the following glare for receptors at this location:

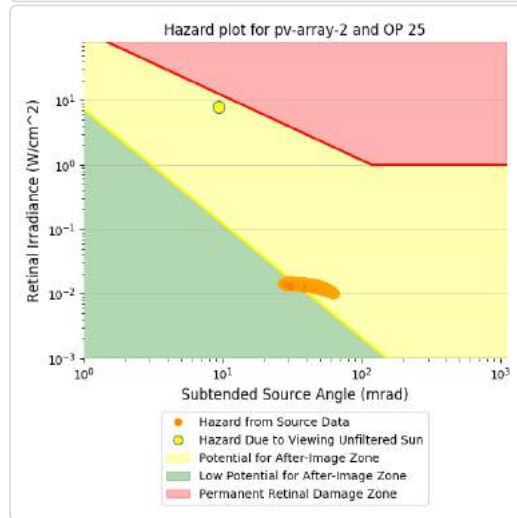
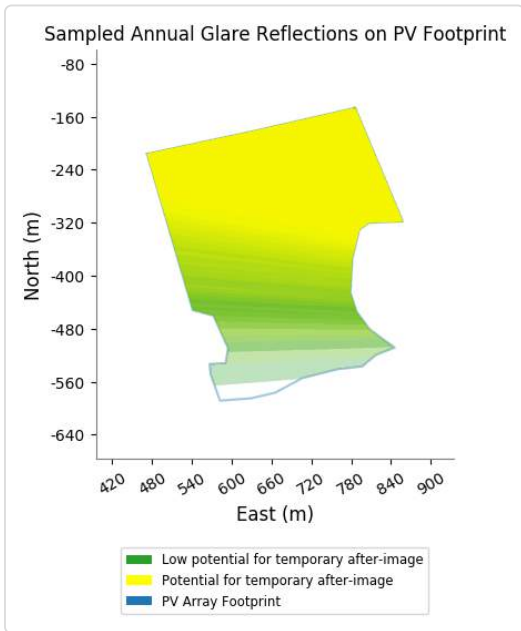
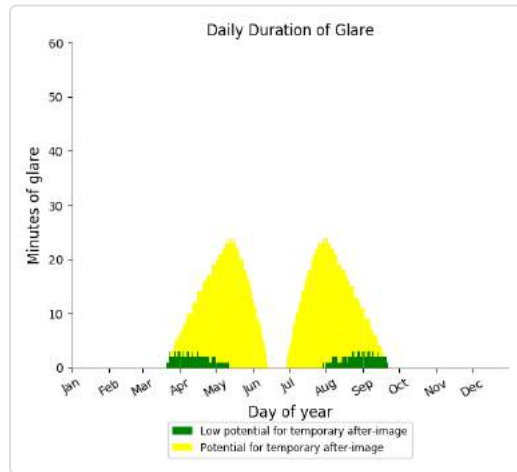
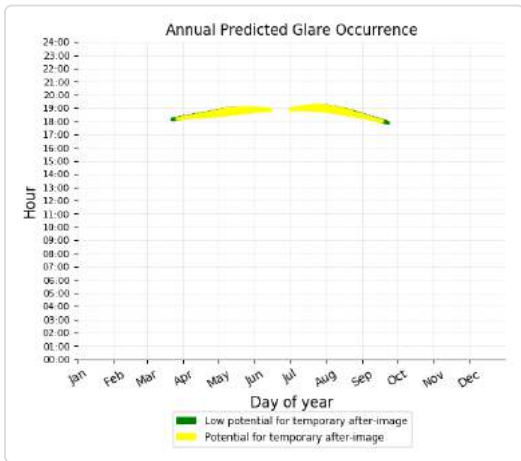
- 159 minutes of "green" glare with low potential to cause temporary after-image.
- 484 minutes of "yellow" glare with potential to cause temporary after-image.



PV array 2 - OP Receptor (OP 25)

PV array is expected to produce the following glare for receptors at this location:

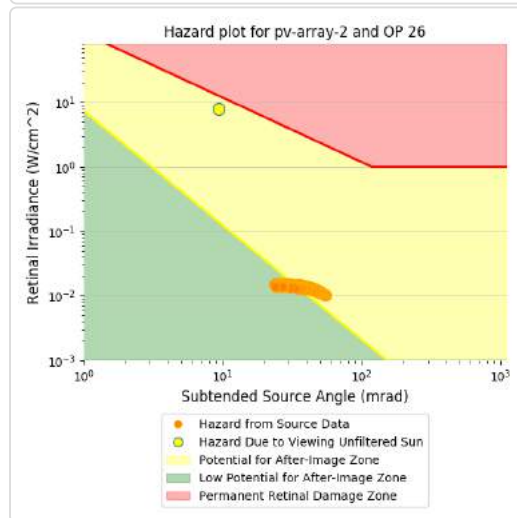
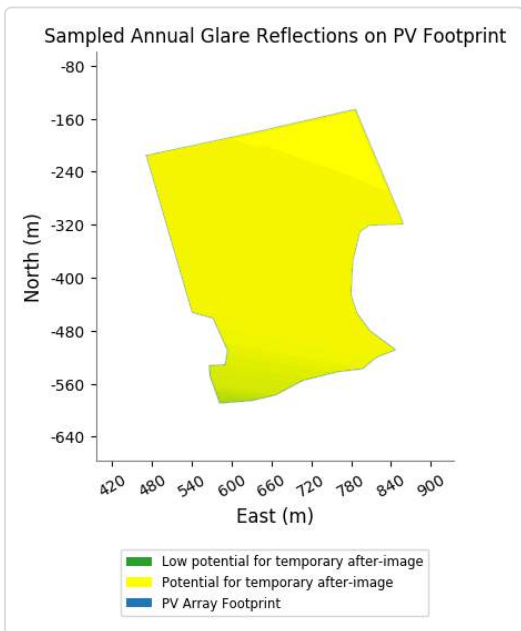
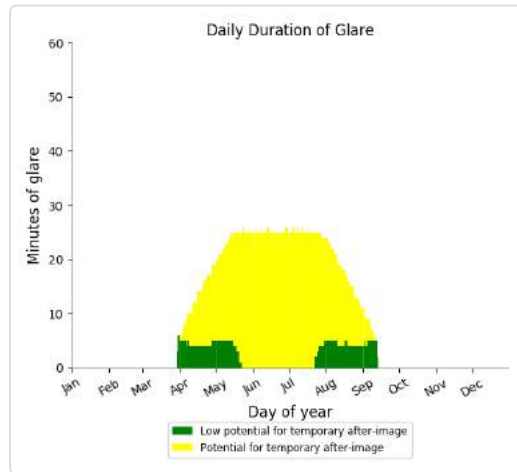
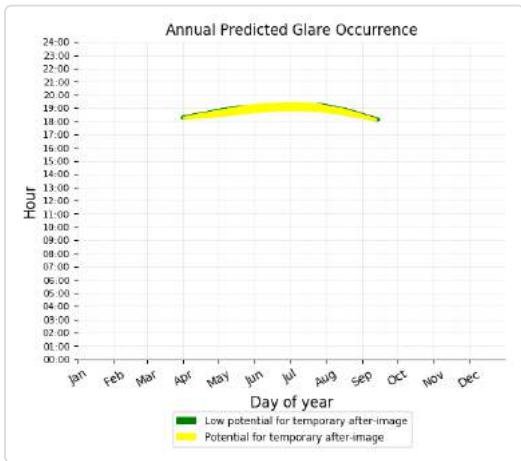
- 201 minutes of "green" glare with low potential to cause temporary after-image.
- 2,115 minutes of "yellow" glare with potential to cause temporary after-image.



PV array 2 - OP Receptor (OP 26)

PV array is expected to produce the following glare for receptors at this location:

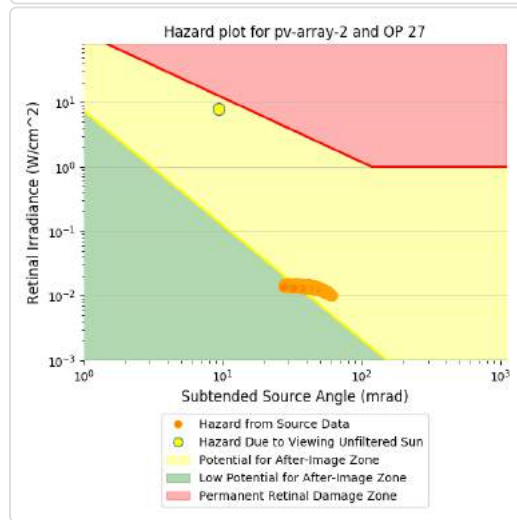
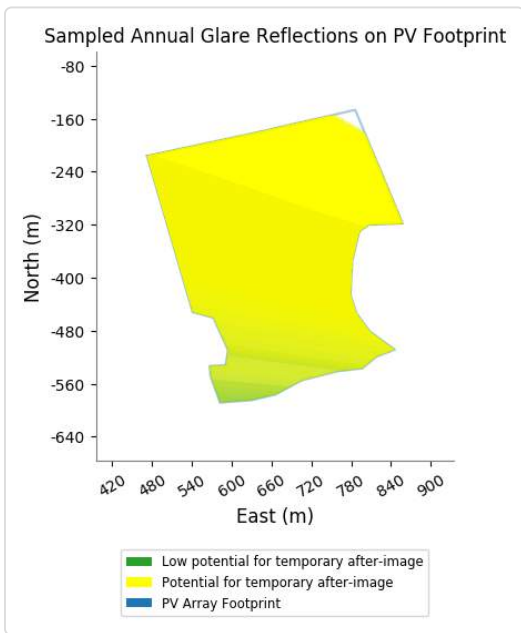
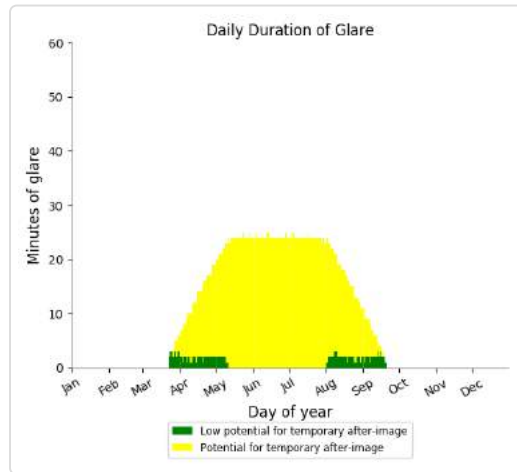
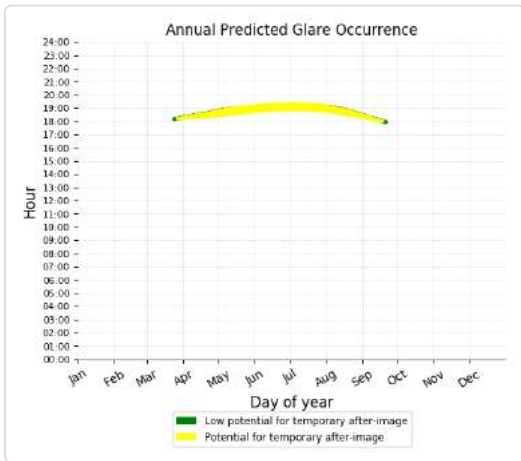
- 460 minutes of "green" glare with low potential to cause temporary after-image.
- 2,846 minutes of "yellow" glare with potential to cause temporary after-image.



PV array 2 - OP Receptor (OP 27)

PV array is expected to produce the following glare for receptors at this location:

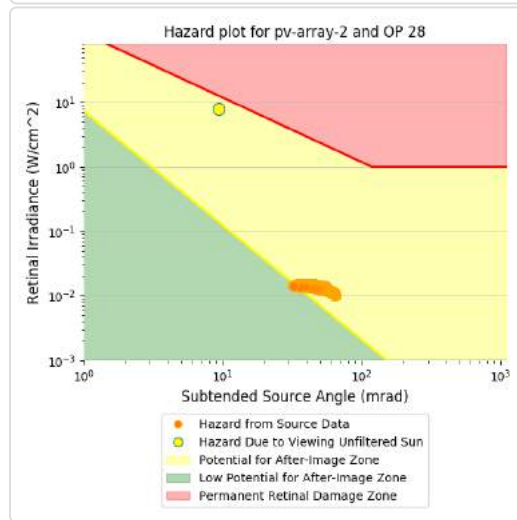
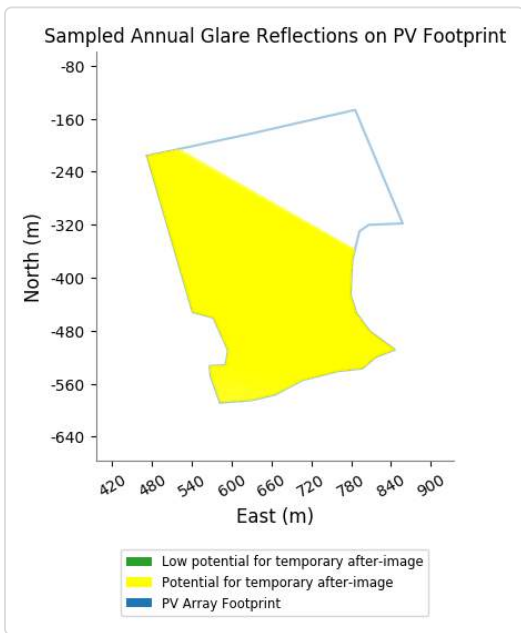
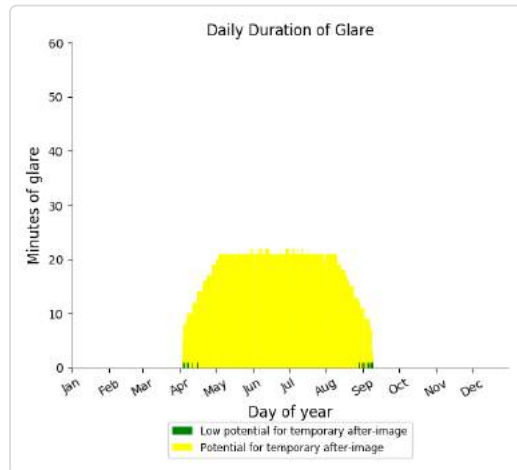
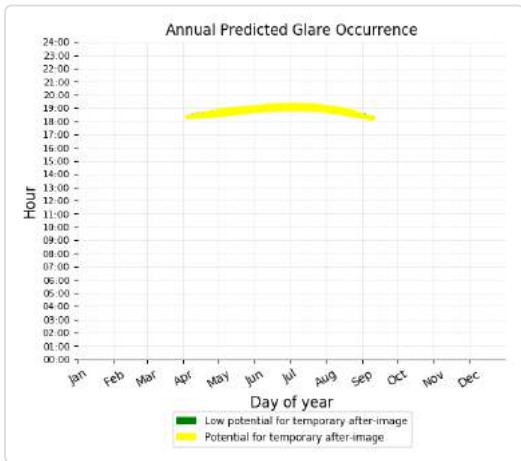
- 193 minutes of "green" glare with low potential to cause temporary after-image.
- 3,082 minutes of "yellow" glare with potential to cause temporary after-image.



PV array 2 - OP Receptor (OP 28)

PV array is expected to produce the following glare for receptors at this location:

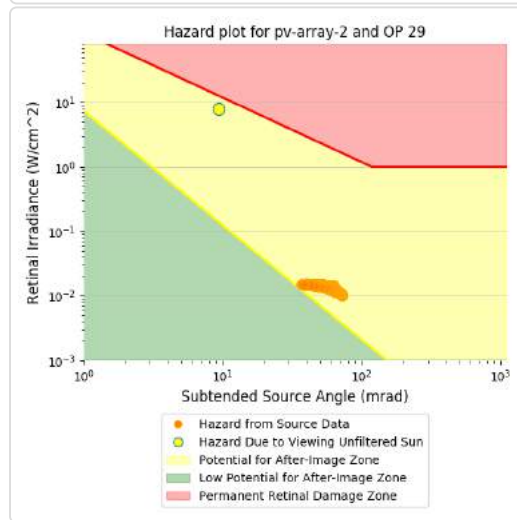
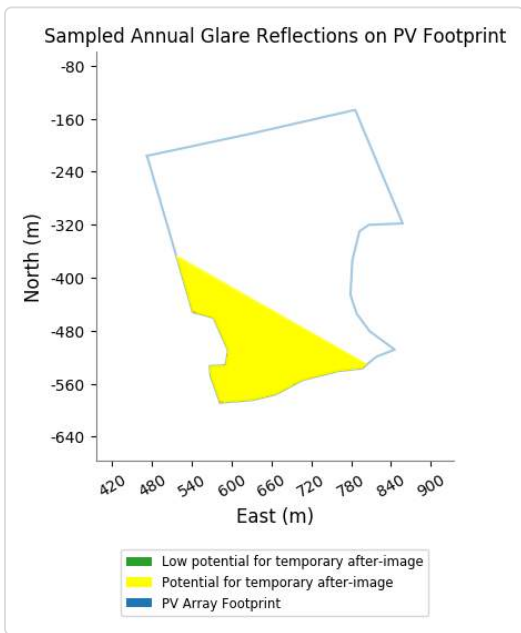
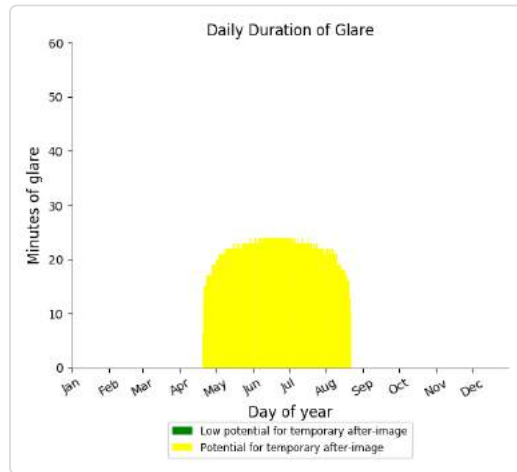
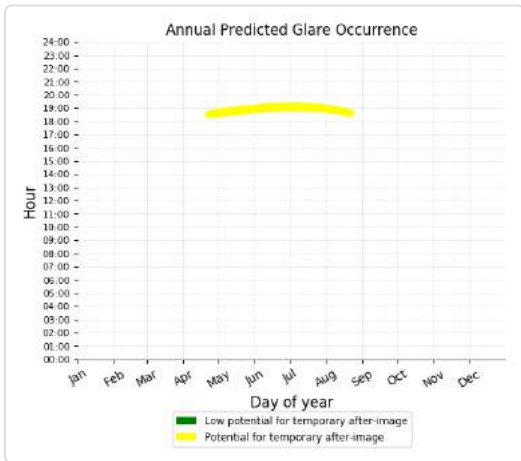
- 12 minutes of "green" glare with low potential to cause temporary after-image.
- 2,910 minutes of "yellow" glare with potential to cause temporary after-image.



PV array 2 - OP Receptor (OP 29)

PV array is expected to produce the following glare for receptors at this location:

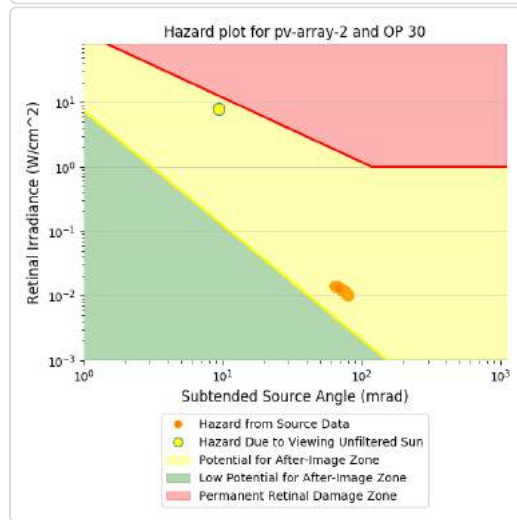
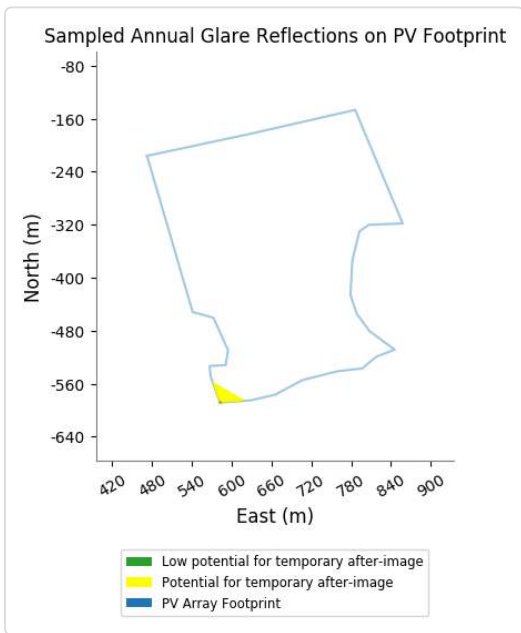
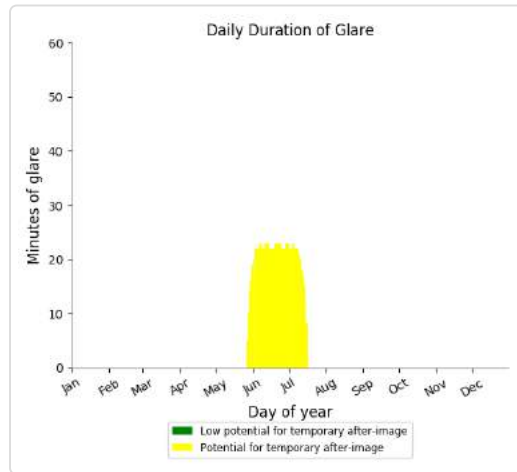
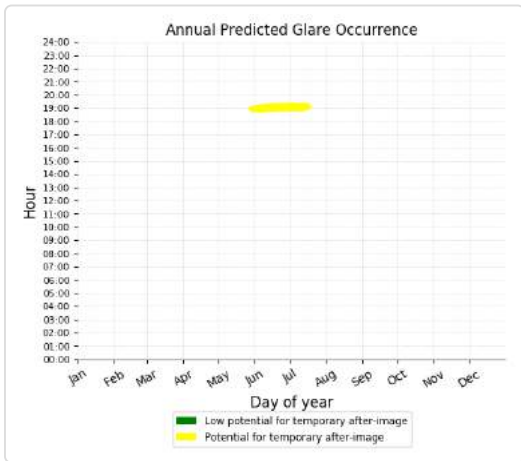
- 0 minutes of "green" glare with low potential to cause temporary after-image.
- 2,703 minutes of "yellow" glare with potential to cause temporary after-image.



PV array 2 - OP Receptor (OP 30)

PV array is expected to produce the following glare for receptors at this location:

- 0 minutes of "green" glare with low potential to cause temporary after-image.
- 1,044 minutes of "yellow" glare with potential to cause temporary after-image.



PV array 3 potential temporary after-image

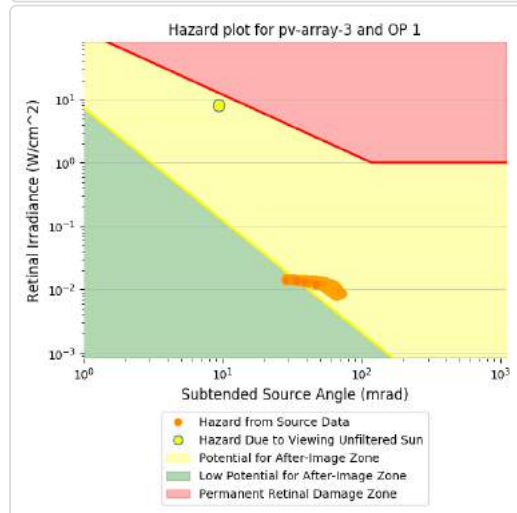
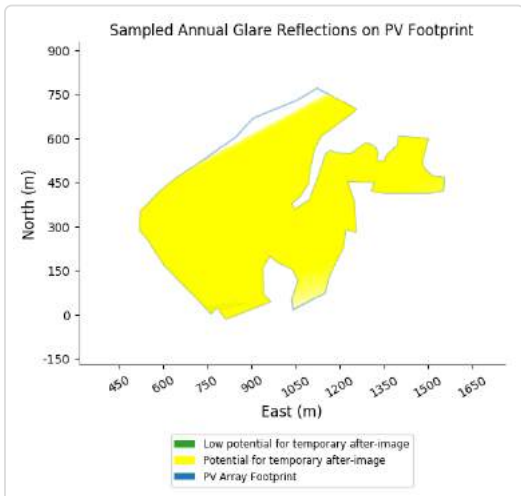
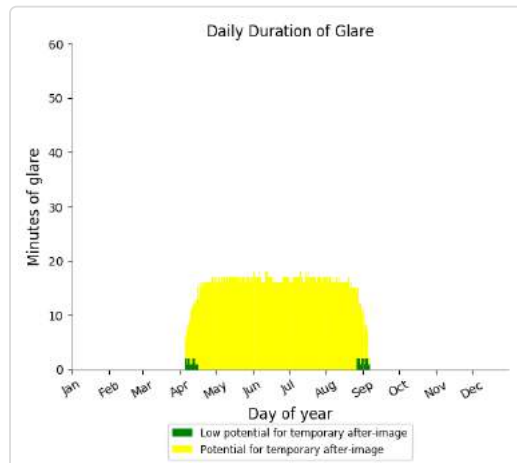
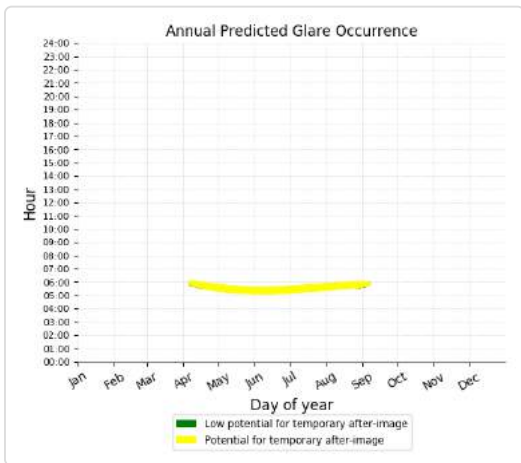
Component	Green glare (min)	Yellow glare (min)
OP: OP 1	35	2370
OP: OP 2	16	2434
OP: OP 3	0	2328
OP: OP 4	0	2059
OP: OP 5	0	2210
OP: OP 6	0	2503
OP: OP 7	0	2601
OP: OP 8	0	1938
OP: OP 9	0	0
OP: OP 10	0	3992
OP: OP 11	0	4119
OP: OP 12	0	4119
OP: OP 13	0	3797

OP: OP 14	0	4066
OP: OP 15	0	3459
OP: OP 16	0	677
OP: OP 17	0	0
OP: OP 18	0	918
OP: OP 19	0	841
OP: OP 20	0	2040
OP: OP 21	0	2512
OP: OP 22	0	2967
OP: OP 23	0	3485
OP: OP 24	0	2860
OP: OP 25	0	5
OP: OP 26	0	0
OP: OP 27	0	0
OP: OP 28	0	0
OP: OP 29	0	0
OP: OP 30	0	0

PV array 3 - OP Receptor (OP 1)

PV array is expected to produce the following glare for receptors at this location:

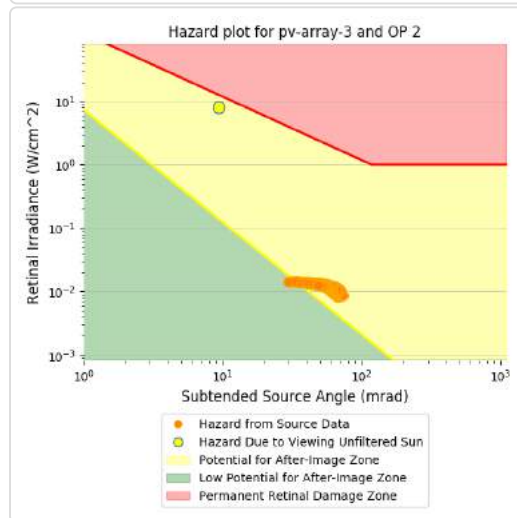
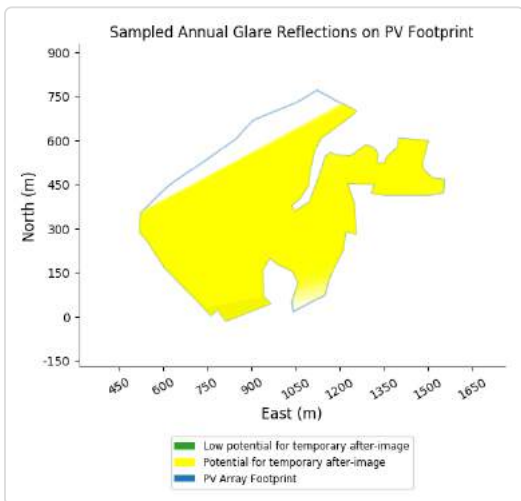
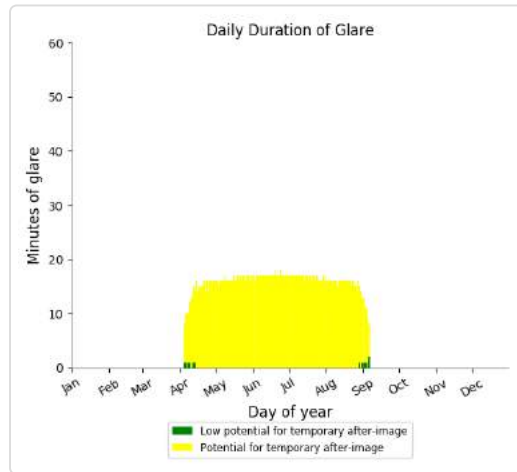
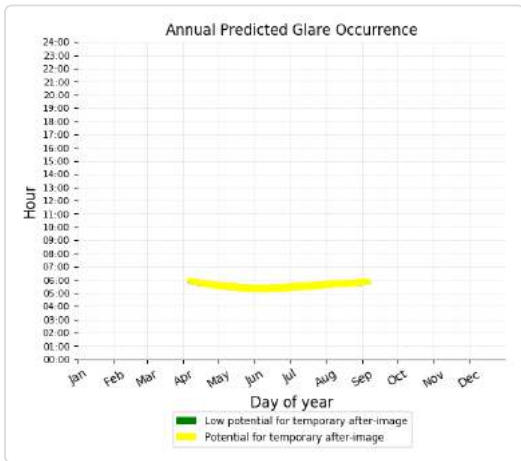
- 35 minutes of "green" glare with low potential to cause temporary after-image.
- 2,370 minutes of "yellow" glare with potential to cause temporary after-image.



PV array 3 - OP Receptor (OP 2)

PV array is expected to produce the following glare for receptors at this location:

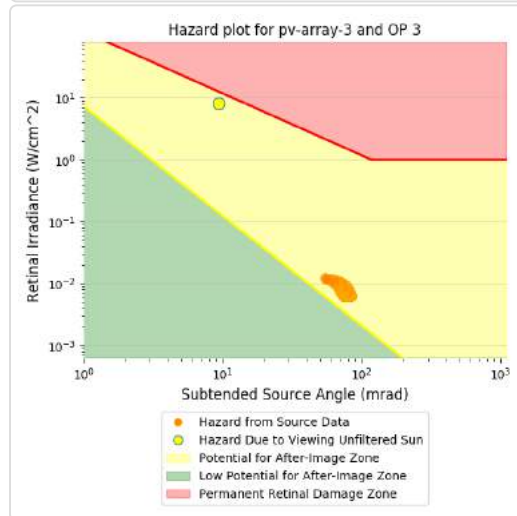
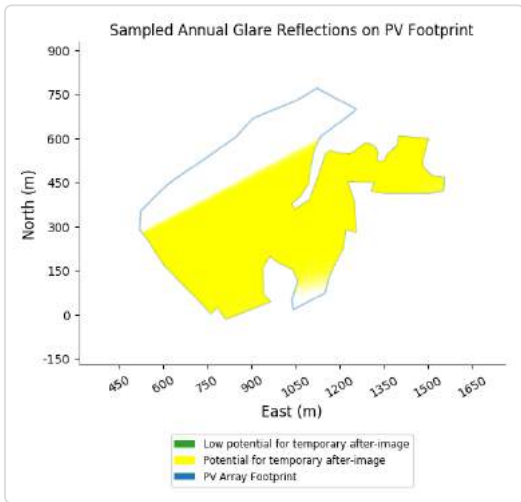
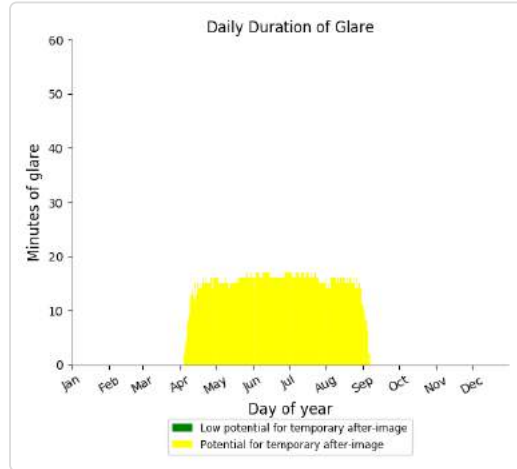
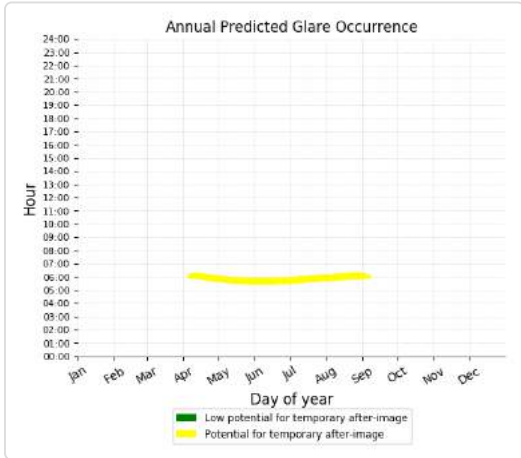
- 16 minutes of "green" glare with low potential to cause temporary after-image.
- 2,434 minutes of "yellow" glare with potential to cause temporary after-image.



PV array 3 - OP Receptor (OP 3)

PV array is expected to produce the following glare for receptors at this location:

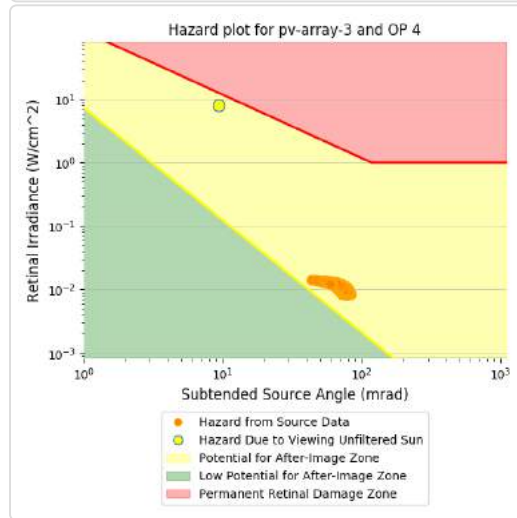
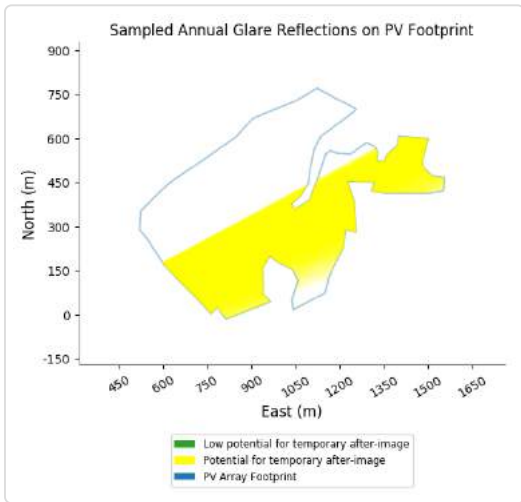
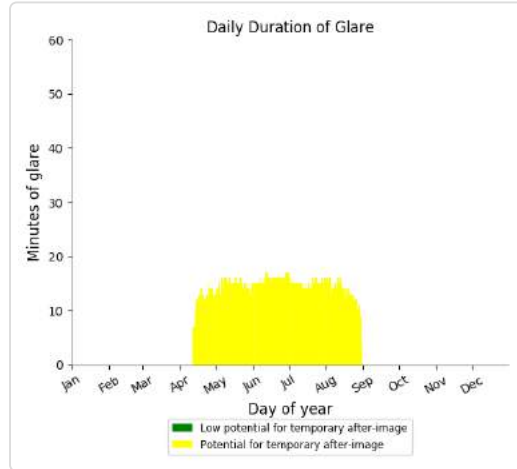
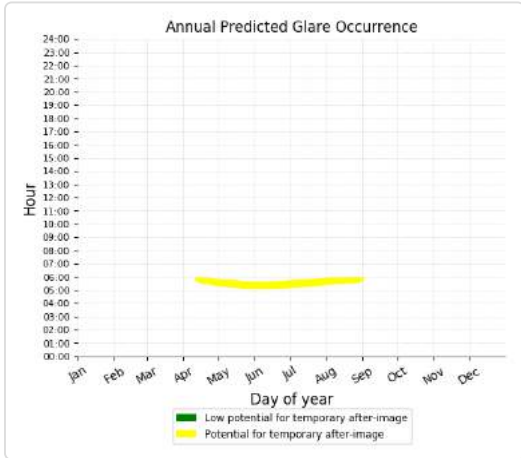
- 0 minutes of "green" glare with low potential to cause temporary after-image.
- 2,328 minutes of "yellow" glare with potential to cause temporary after-image.



PV array 3 - OP Receptor (OP 4)

PV array is expected to produce the following glare for receptors at this location:

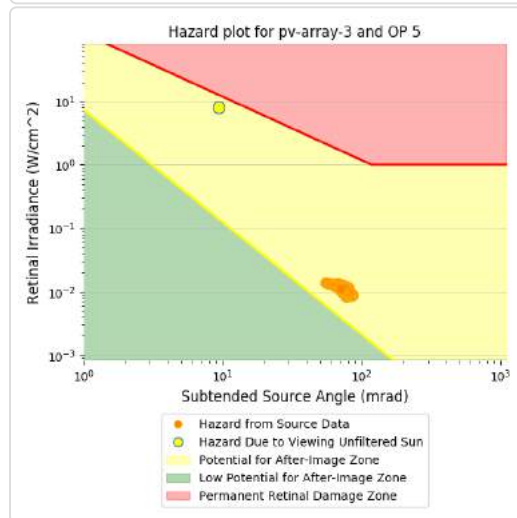
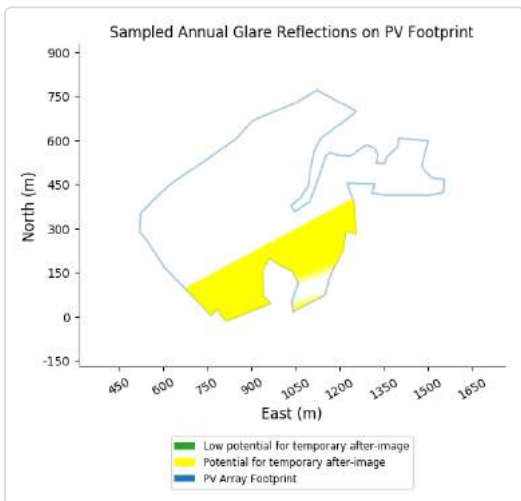
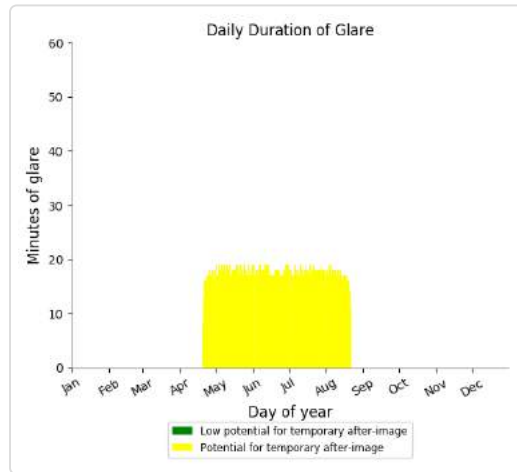
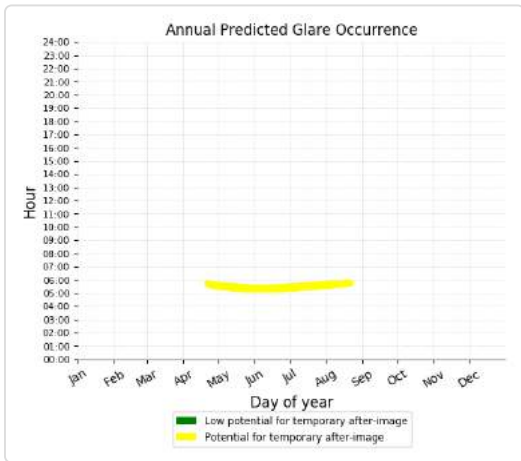
- 0 minutes of "green" glare with low potential to cause temporary after-image.
- 2,059 minutes of "yellow" glare with potential to cause temporary after-image.



PV array 3 - OP Receptor (OP 5)

PV array is expected to produce the following glare for receptors at this location:

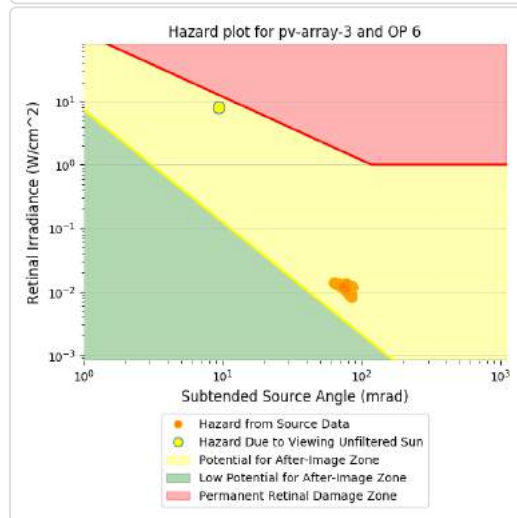
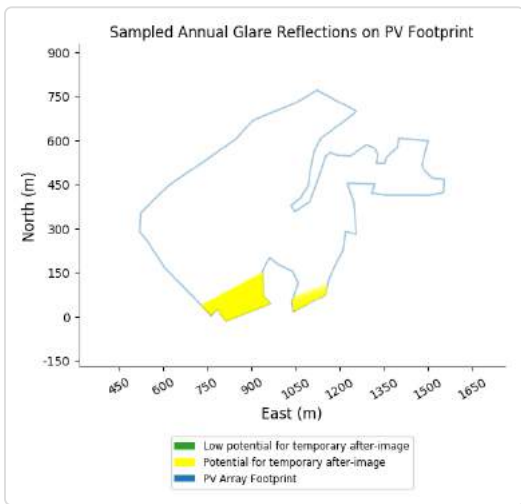
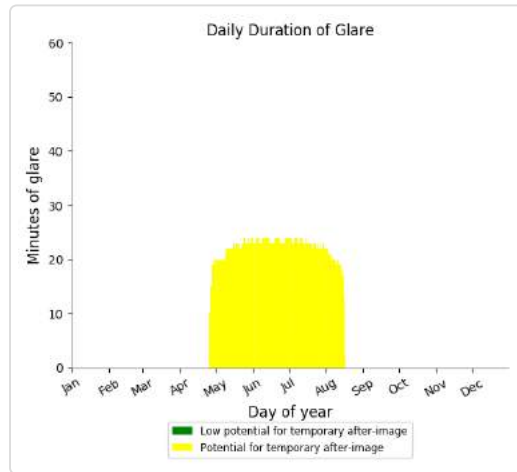
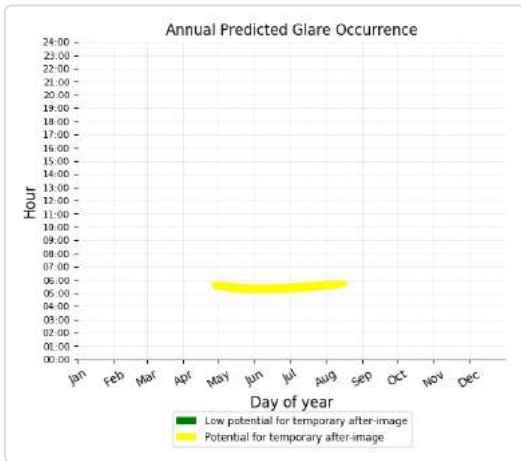
- 0 minutes of "green" glare with low potential to cause temporary after-image.
- 2,210 minutes of "yellow" glare with potential to cause temporary after-image.



PV array 3 - OP Receptor (OP 6)

PV array is expected to produce the following glare for receptors at this location:

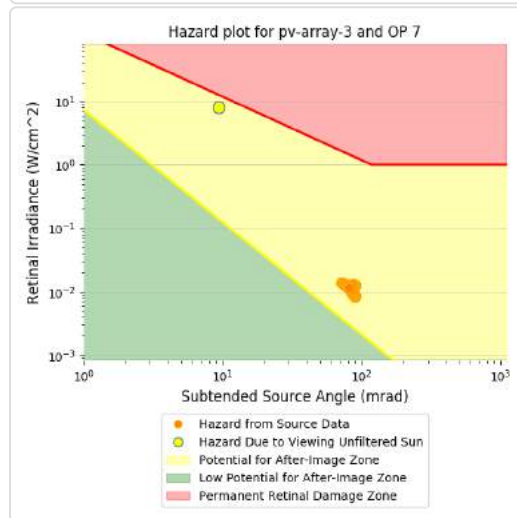
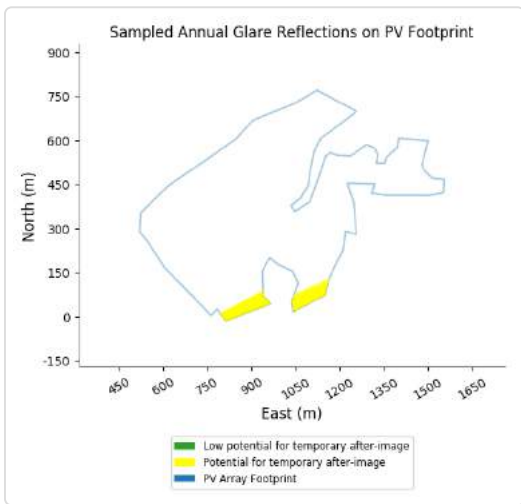
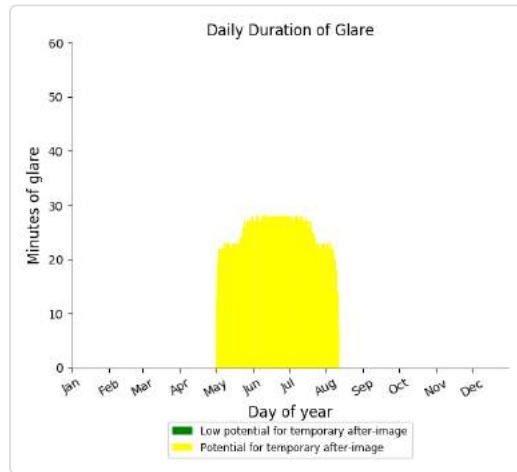
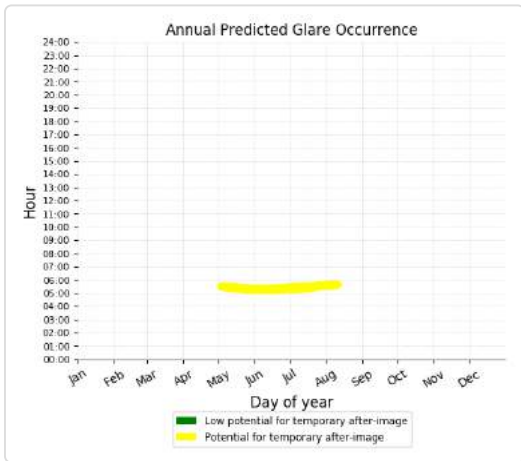
- 0 minutes of "green" glare with low potential to cause temporary after-image.
- 2,503 minutes of "yellow" glare with potential to cause temporary after-image.



PV array 3 - OP Receptor (OP 7)

PV array is expected to produce the following glare for receptors at this location:

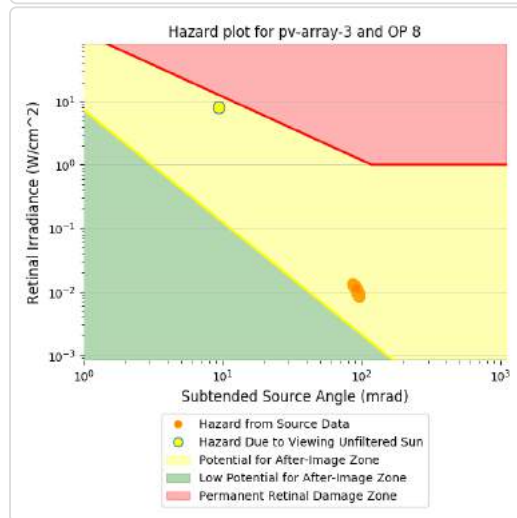
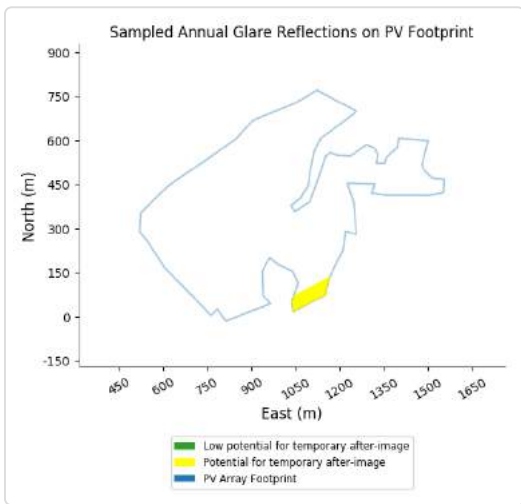
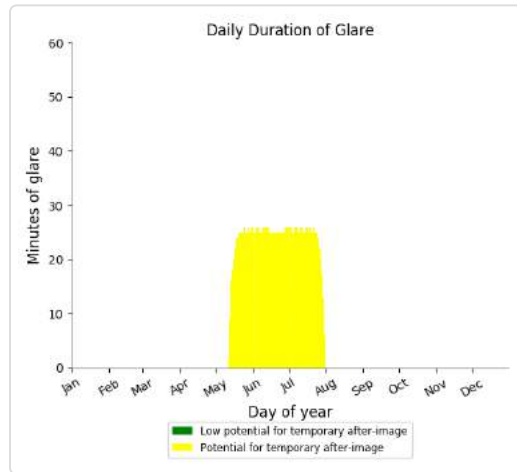
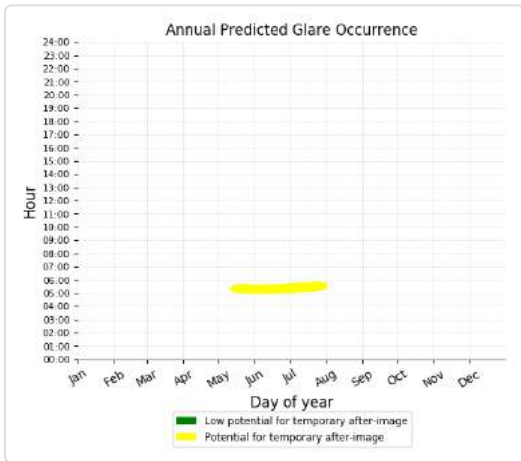
- 0 minutes of "green" glare with low potential to cause temporary after-image.
- 2,601 minutes of "yellow" glare with potential to cause temporary after-image.



PV array 3 - OP Receptor (OP 8)

PV array is expected to produce the following glare for receptors at this location:

- 0 minutes of "green" glare with low potential to cause temporary after-image.
- 1,938 minutes of "yellow" glare with potential to cause temporary after-image.



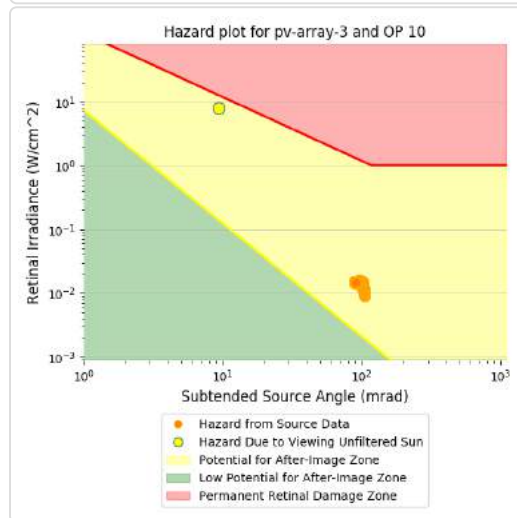
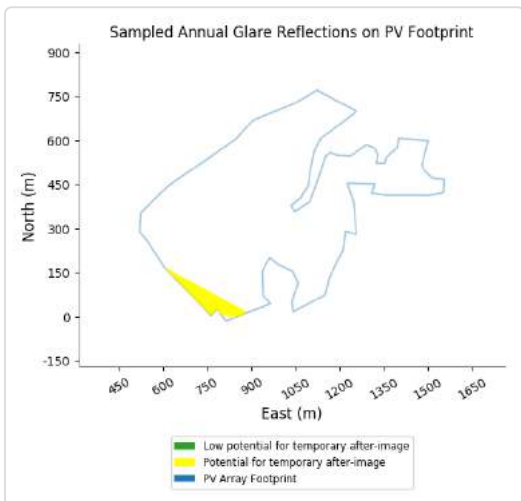
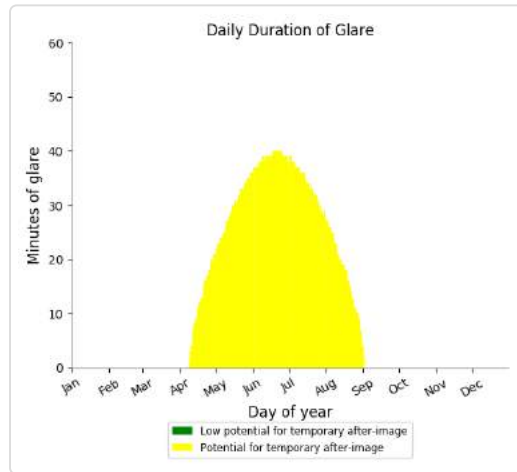
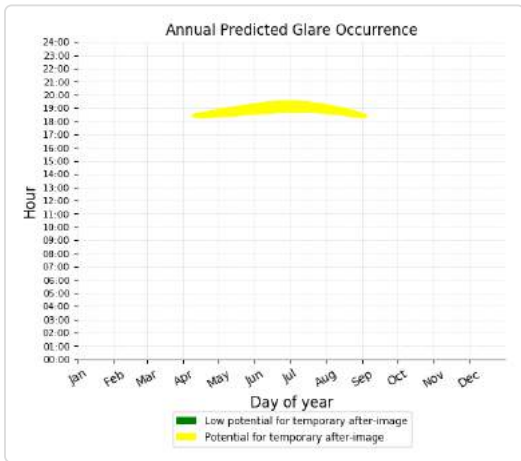
PV array 3 - OP Receptor (OP 9)

No glare found

PV array 3 - OP Receptor (OP 10)

PV array is expected to produce the following glare for receptors at this location:

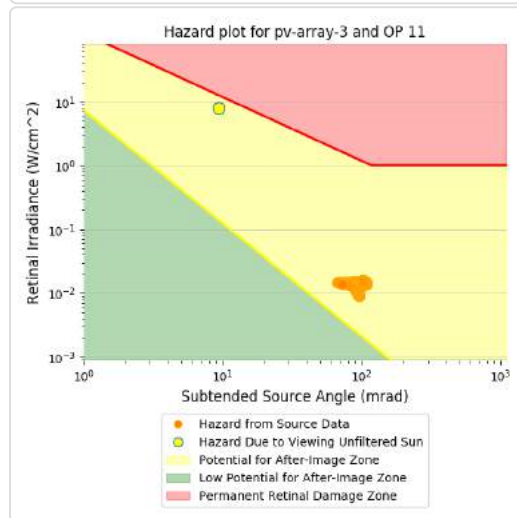
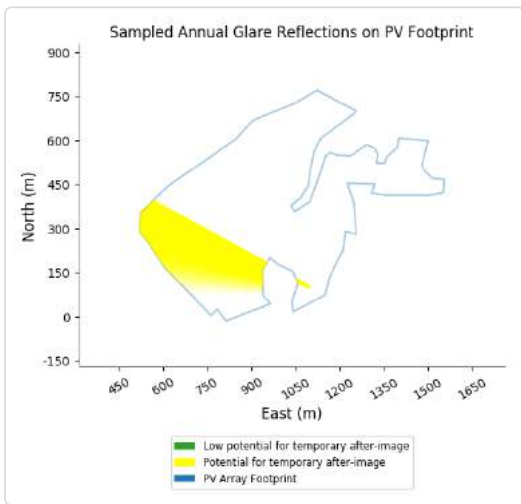
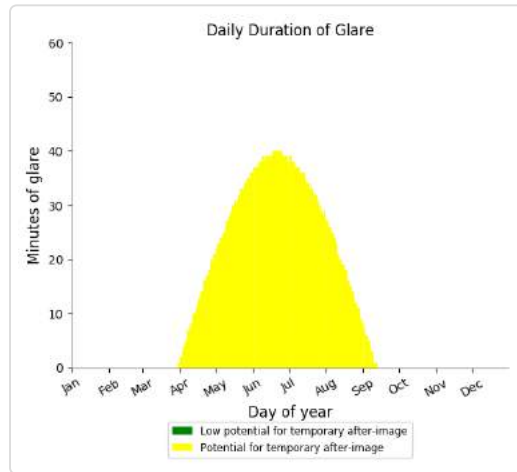
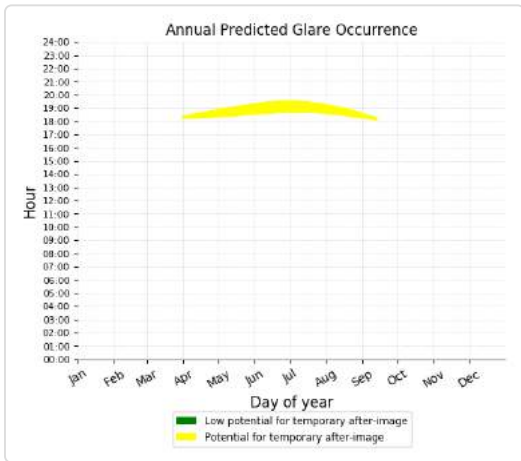
- 0 minutes of "green" glare with low potential to cause temporary after-image.
- 3,992 minutes of "yellow" glare with potential to cause temporary after-image.



PV array 3 - OP Receptor (OP 11)

PV array is expected to produce the following glare for receptors at this location:

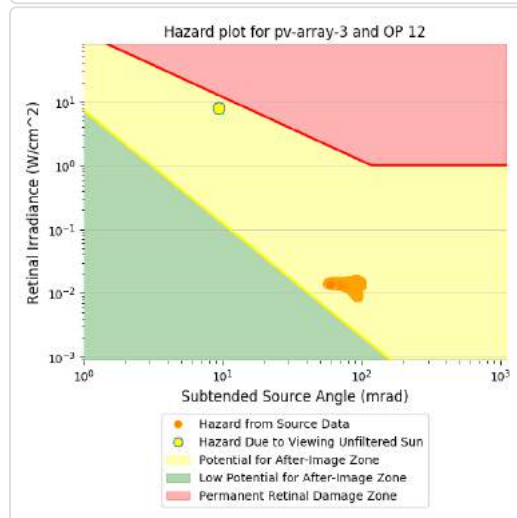
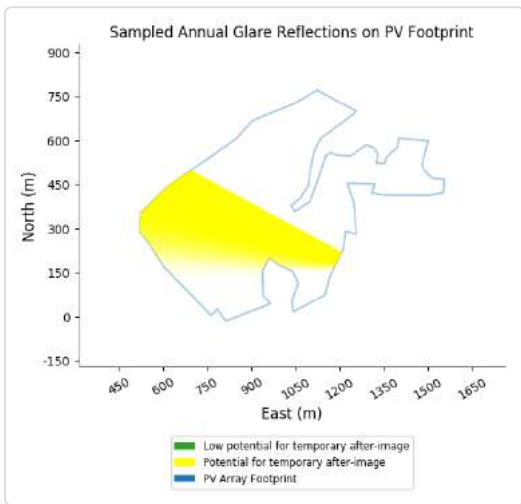
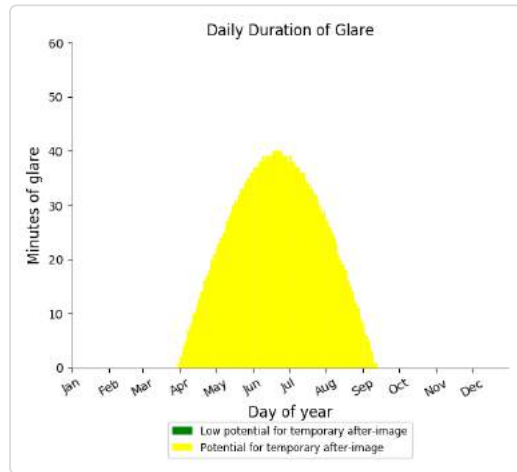
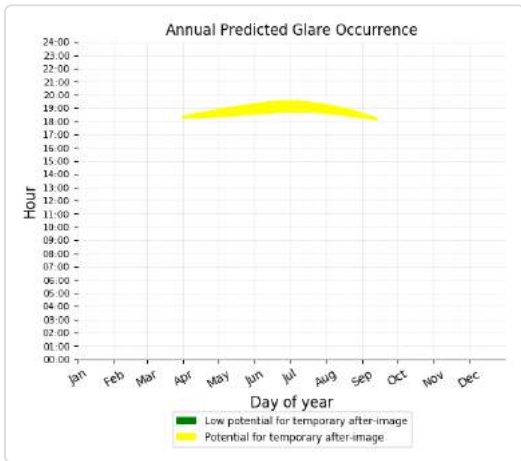
- 0 minutes of "green" glare with low potential to cause temporary after-image.
- 4,119 minutes of "yellow" glare with potential to cause temporary after-image.



PV array 3 - OP Receptor (OP 12)

PV array is expected to produce the following glare for receptors at this location:

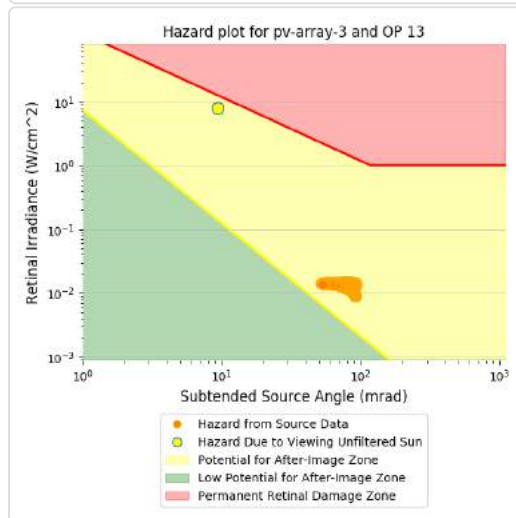
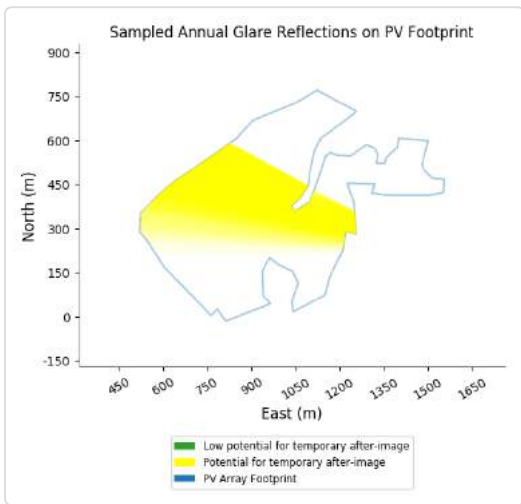
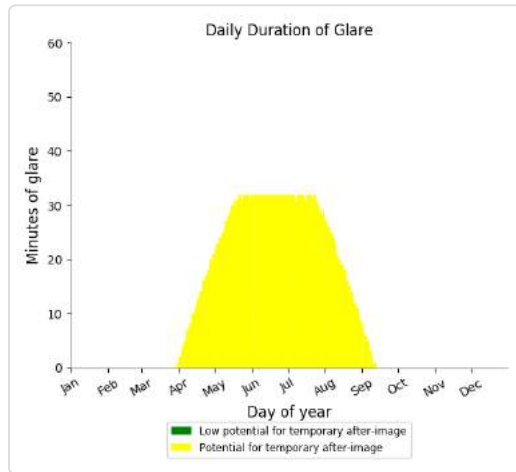
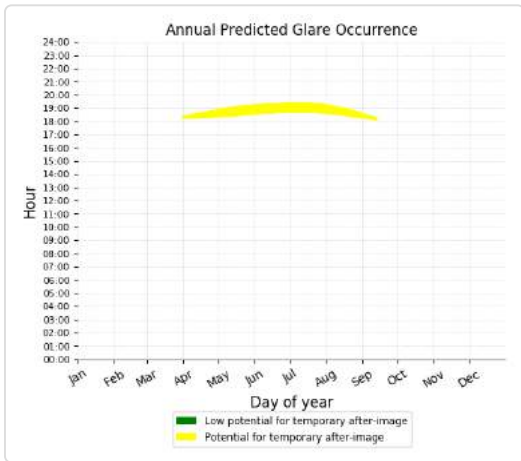
- 0 minutes of "green" glare with low potential to cause temporary after-image.
- 4,119 minutes of "yellow" glare with potential to cause temporary after-image.



PV array 3 - OP Receptor (OP 13)

PV array is expected to produce the following glare for receptors at this location:

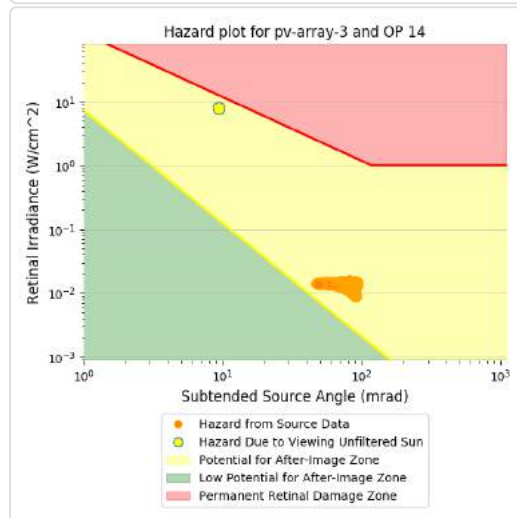
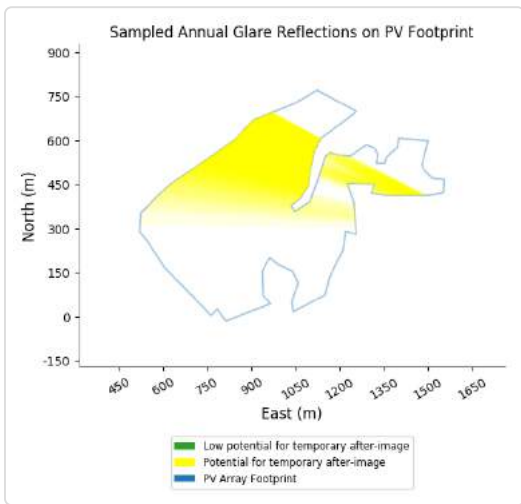
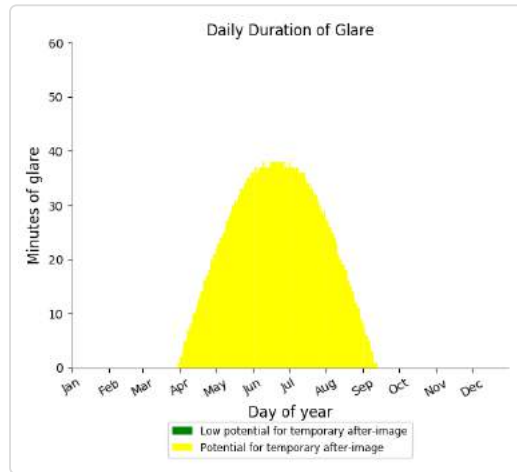
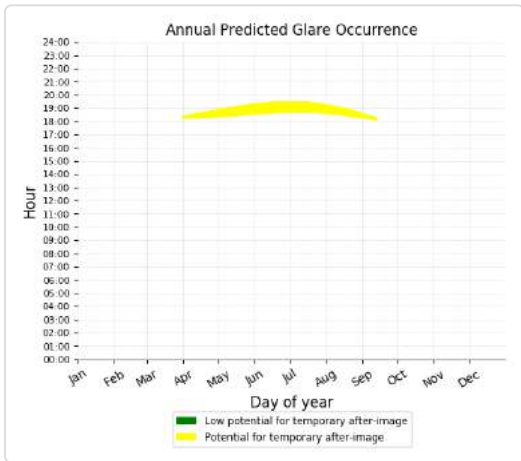
- 0 minutes of "green" glare with low potential to cause temporary after-image.
- 3,797 minutes of "yellow" glare with potential to cause temporary after-image.



PV array 3 - OP Receptor (OP 14)

PV array is expected to produce the following glare for receptors at this location:

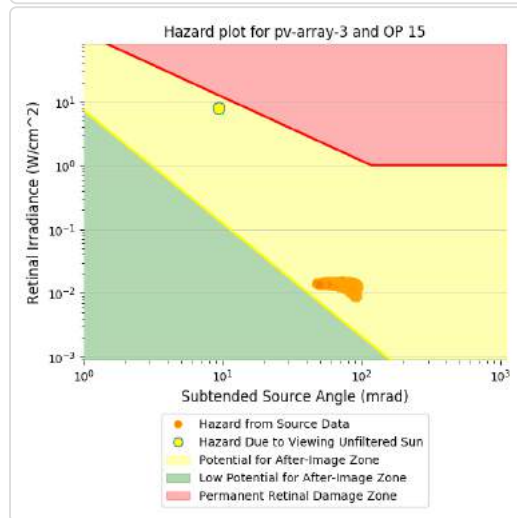
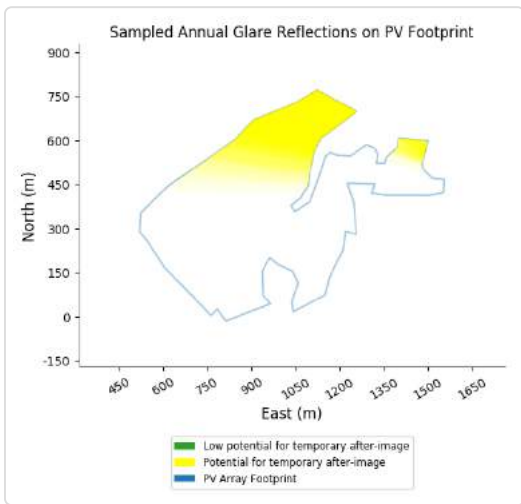
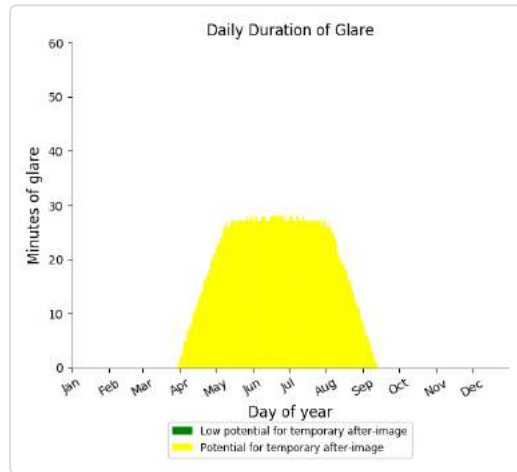
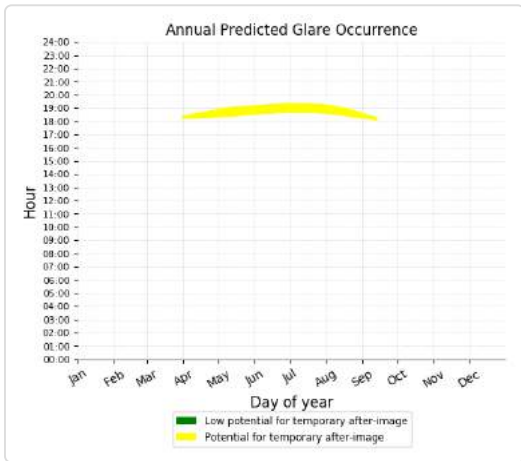
- 0 minutes of "green" glare with low potential to cause temporary after-image.
- 4,066 minutes of "yellow" glare with potential to cause temporary after-image.



PV array 3 - OP Receptor (OP 15)

PV array is expected to produce the following glare for receptors at this location:

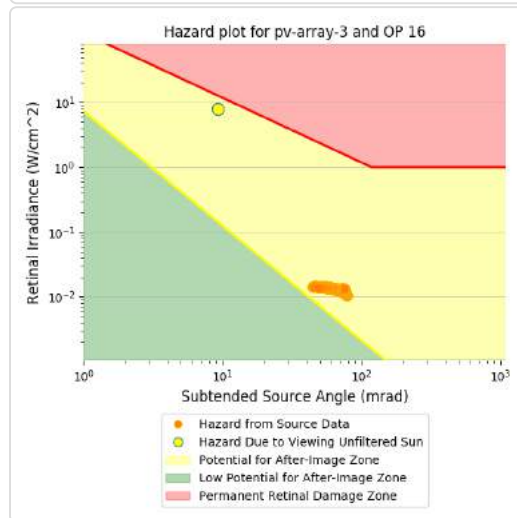
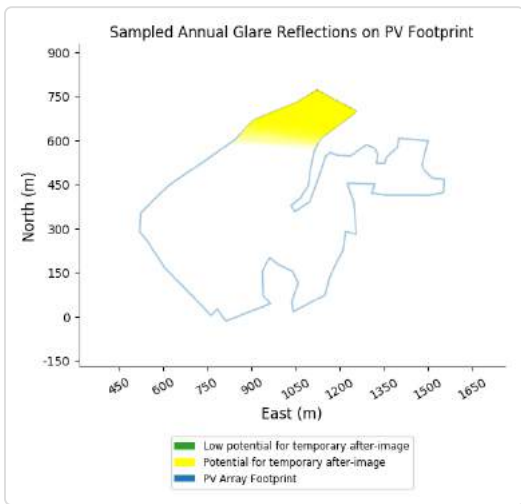
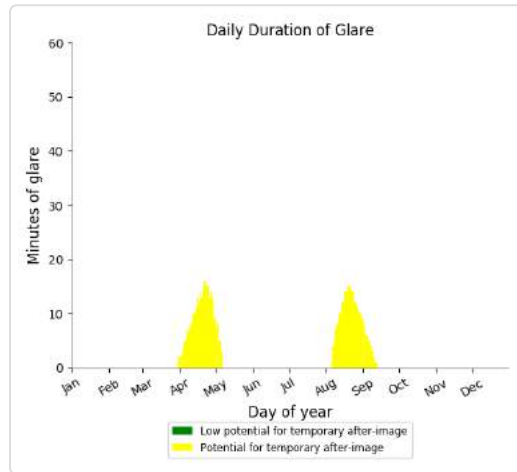
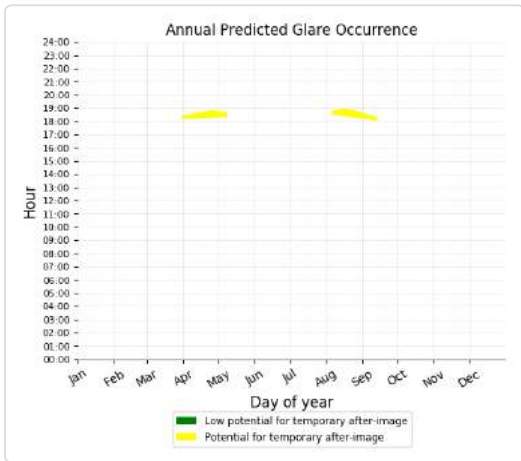
- 0 minutes of "green" glare with low potential to cause temporary after-image.
- 3,459 minutes of "yellow" glare with potential to cause temporary after-image.



PV array 3 - OP Receptor (OP 16)

PV array is expected to produce the following glare for receptors at this location:

- 0 minutes of "green" glare with low potential to cause temporary after-image.
- 677 minutes of "yellow" glare with potential to cause temporary after-image.



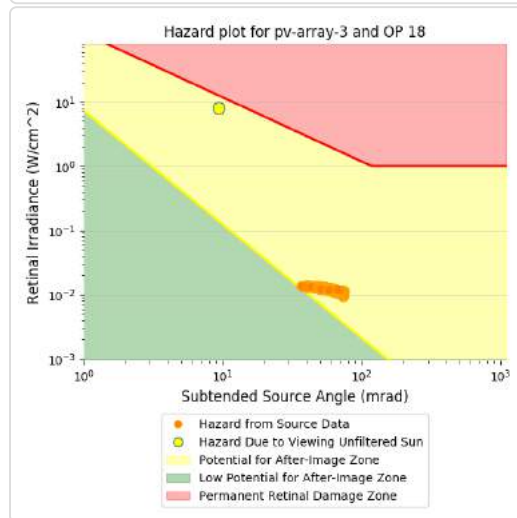
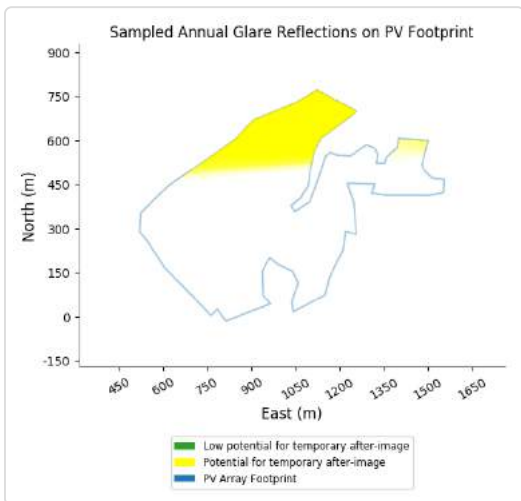
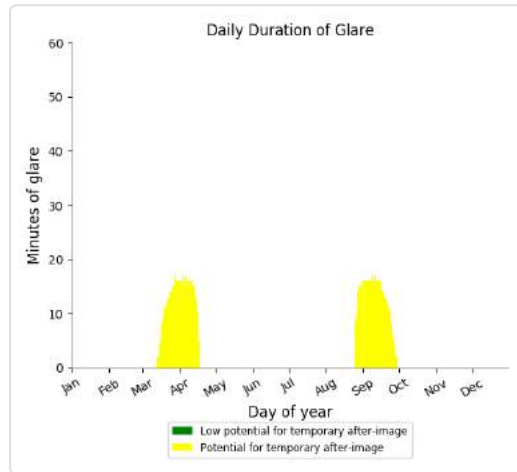
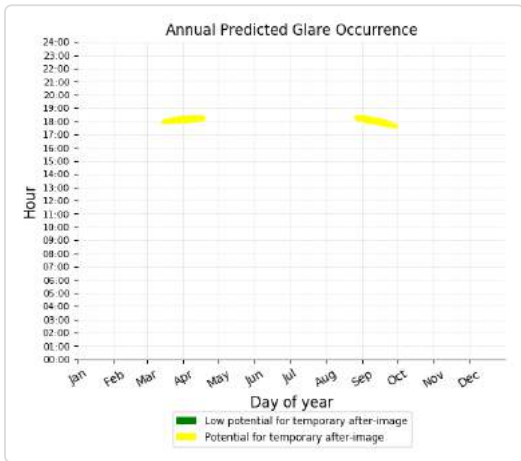
PV array 3 - OP Receptor (OP 17)

No glare found

PV array 3 - OP Receptor (OP 18)

PV array is expected to produce the following glare for receptors at this location:

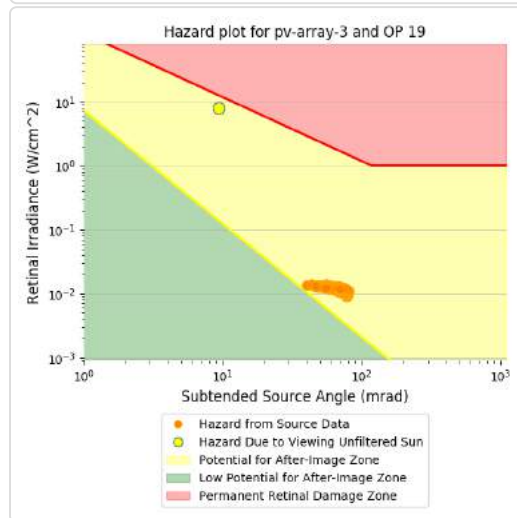
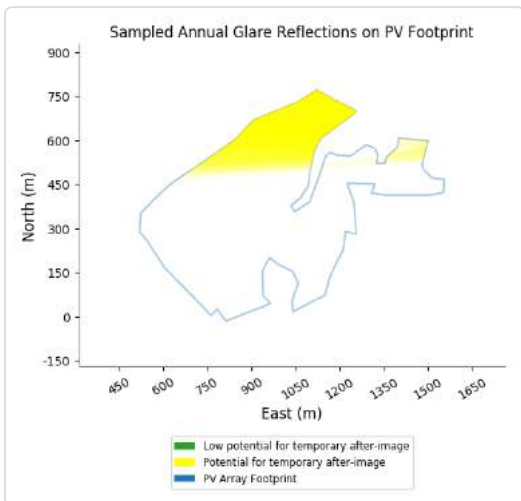
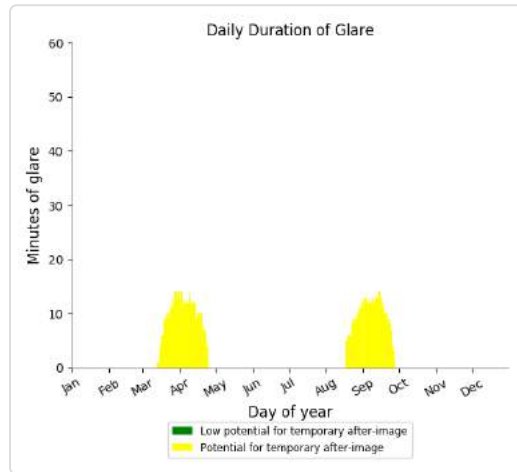
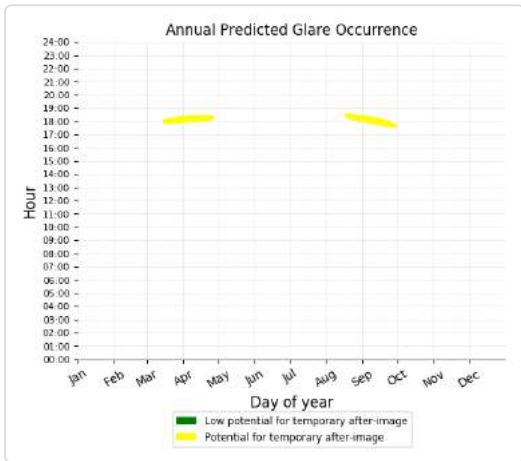
- 0 minutes of "green" glare with low potential to cause temporary after-image.
- 918 minutes of "yellow" glare with potential to cause temporary after-image.



PV array 3 - OP Receptor (OP 19)

PV array is expected to produce the following glare for receptors at this location:

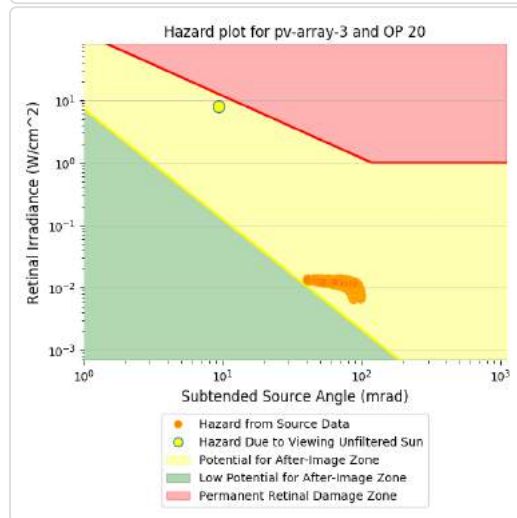
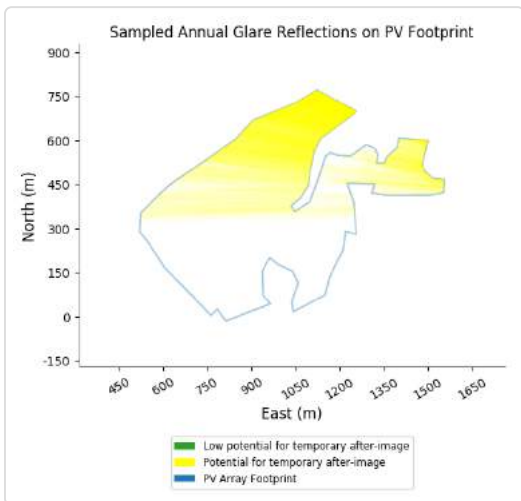
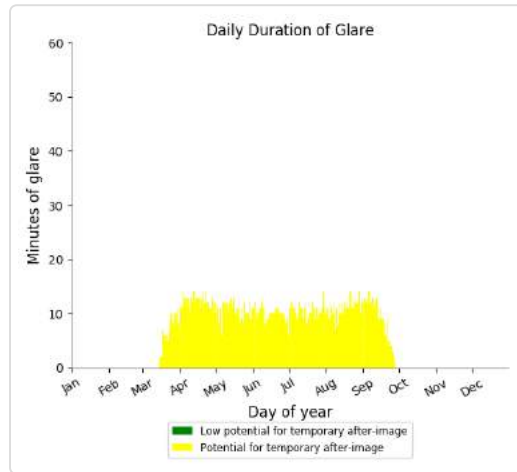
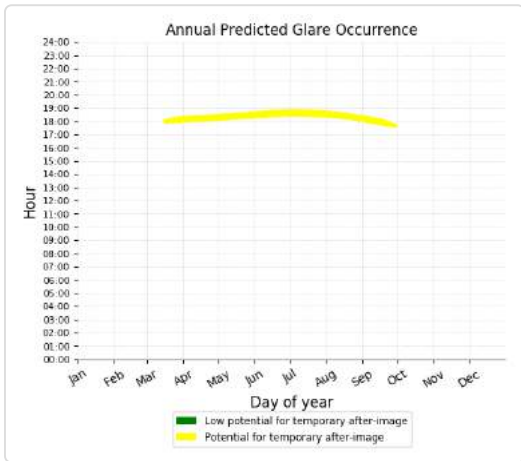
- 0 minutes of "green" glare with low potential to cause temporary after-image.
- 841 minutes of "yellow" glare with potential to cause temporary after-image.



PV array 3 - OP Receptor (OP 20)

PV array is expected to produce the following glare for receptors at this location:

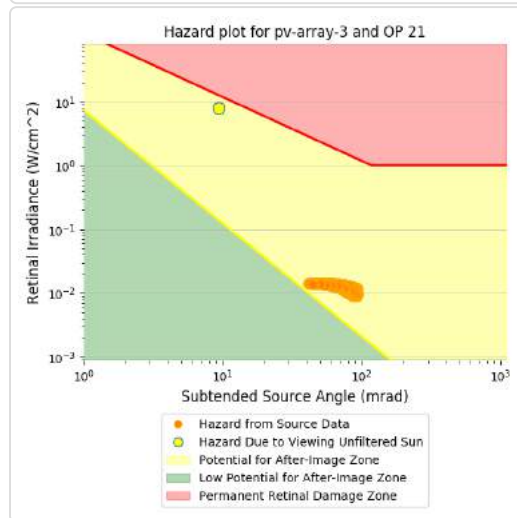
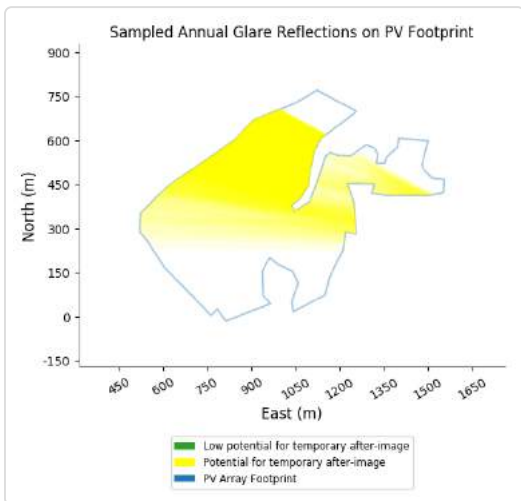
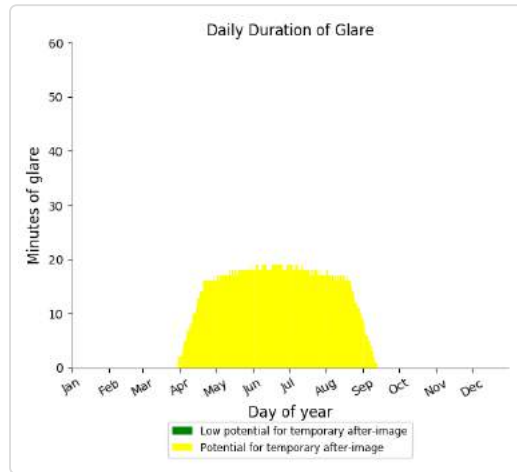
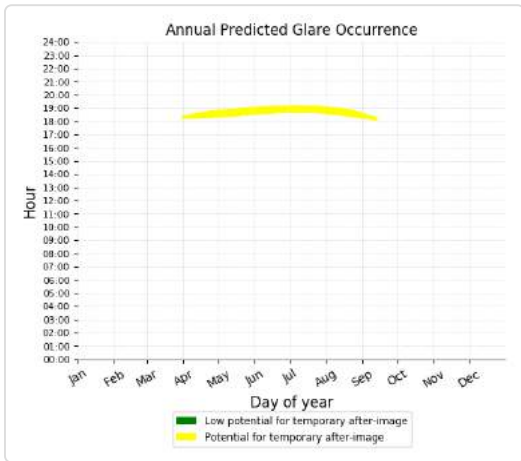
- 0 minutes of "green" glare with low potential to cause temporary after-image.
- 2,040 minutes of "yellow" glare with potential to cause temporary after-image.



PV array 3 - OP Receptor (OP 21)

PV array is expected to produce the following glare for receptors at this location:

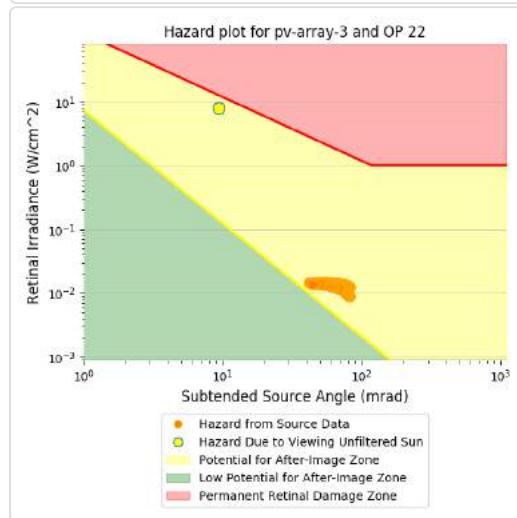
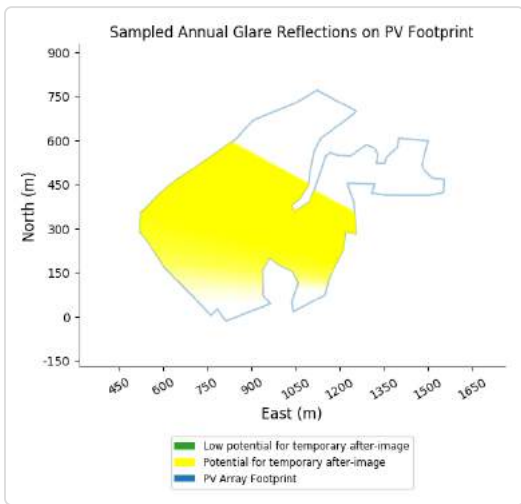
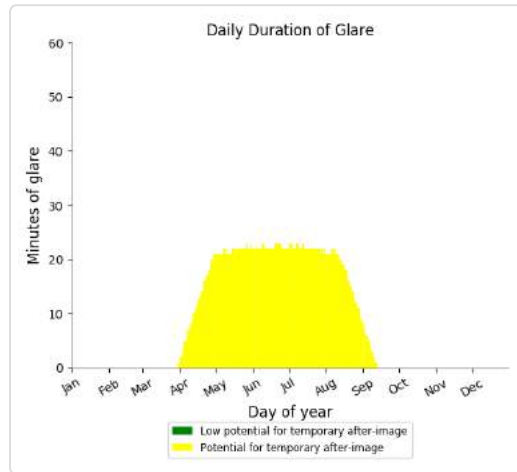
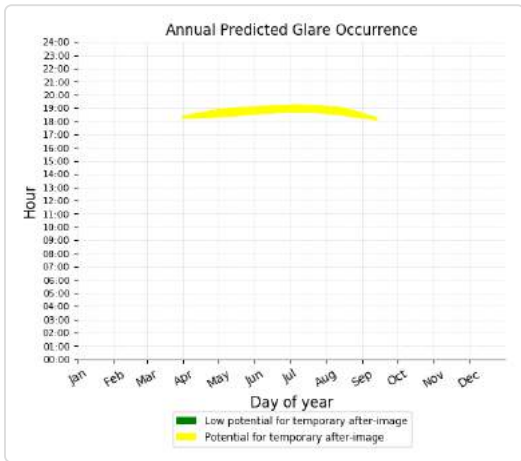
- 0 minutes of "green" glare with low potential to cause temporary after-image.
- 2,512 minutes of "yellow" glare with potential to cause temporary after-image.



PV array 3 - OP Receptor (OP 22)

PV array is expected to produce the following glare for receptors at this location:

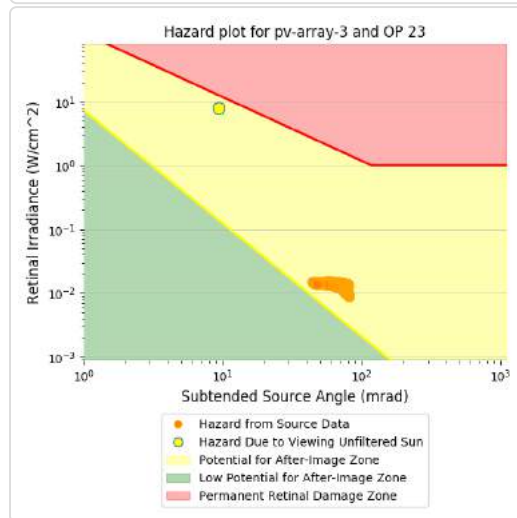
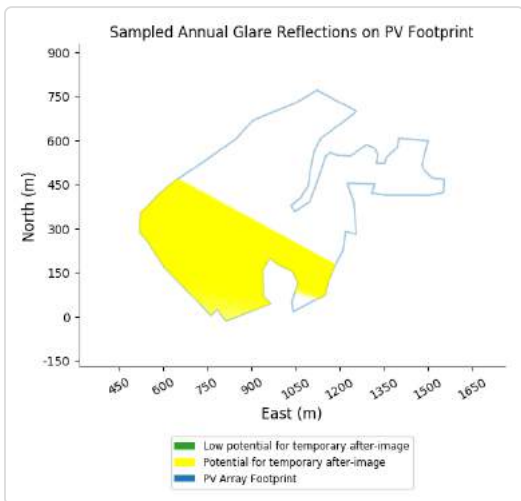
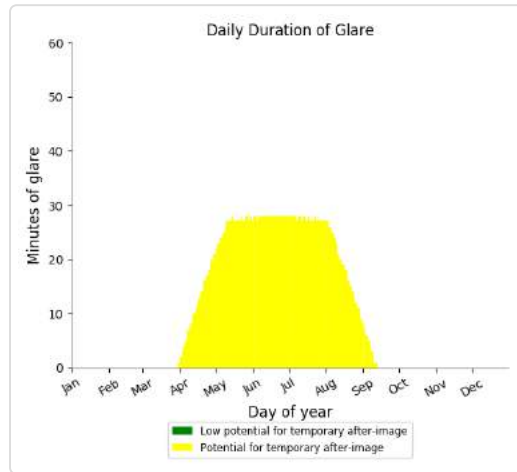
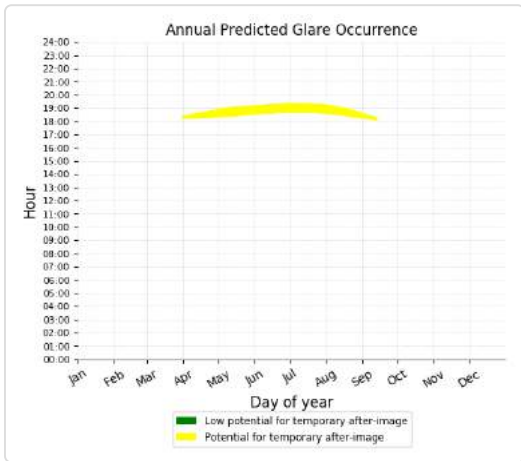
- 0 minutes of "green" glare with low potential to cause temporary after-image.
- 2,967 minutes of "yellow" glare with potential to cause temporary after-image.



PV array 3 - OP Receptor (OP 23)

PV array is expected to produce the following glare for receptors at this location:

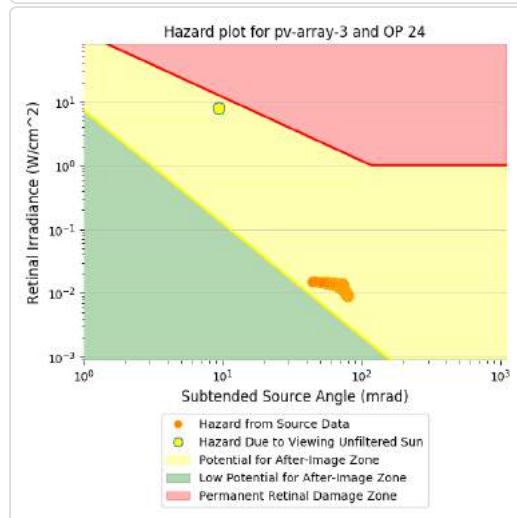
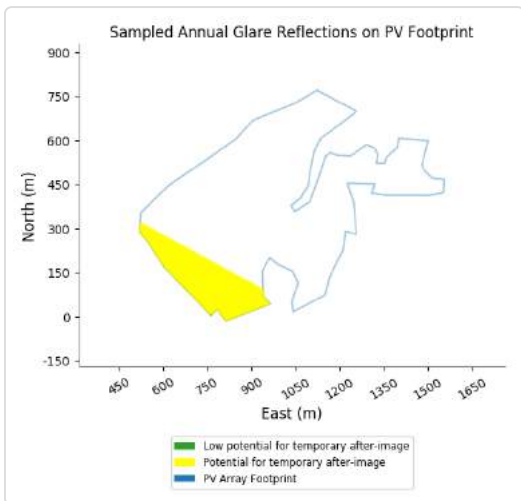
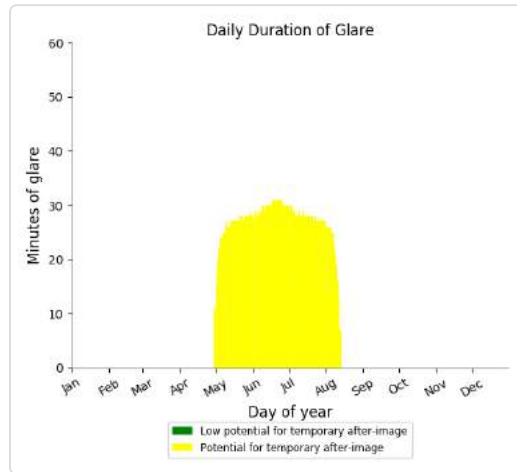
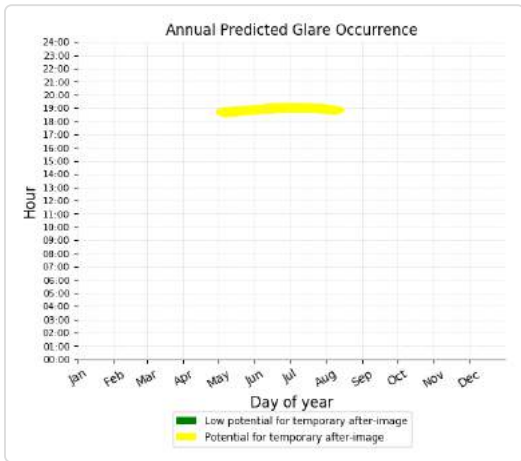
- 0 minutes of "green" glare with low potential to cause temporary after-image.
- 3,485 minutes of "yellow" glare with potential to cause temporary after-image.



PV array 3 - OP Receptor (OP 24)

PV array is expected to produce the following glare for receptors at this location:

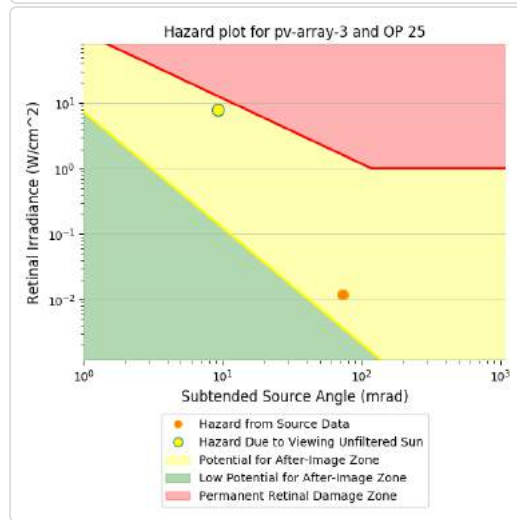
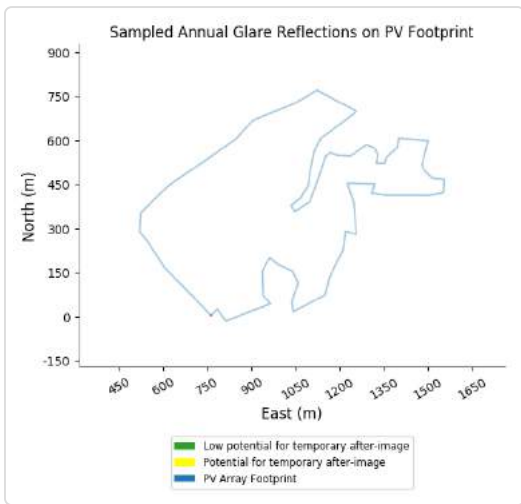
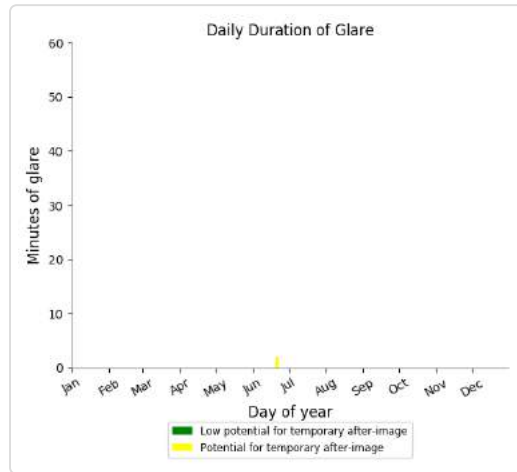
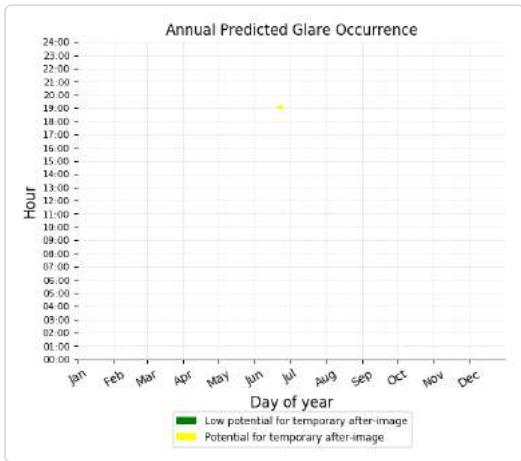
- 0 minutes of "green" glare with low potential to cause temporary after-image.
- 2,860 minutes of "yellow" glare with potential to cause temporary after-image.



PV array 3 - OP Receptor (OP 25)

PV array is expected to produce the following glare for receptors at this location:

- 0 minutes of "green" glare with low potential to cause temporary after-image.
- 5 minutes of "yellow" glare with potential to cause temporary after-image.



PV array 3 - OP Receptor (OP 26)

No glare found

PV array 3 - OP Receptor (OP 27)

No glare found

PV array 3 - OP Receptor (OP 28)

No glare found

PV array 3 - OP Receptor (OP 29)

No glare found

PV array 3 - OP Receptor (OP 30)

No glare found

PV array 4 potential temporary after-image

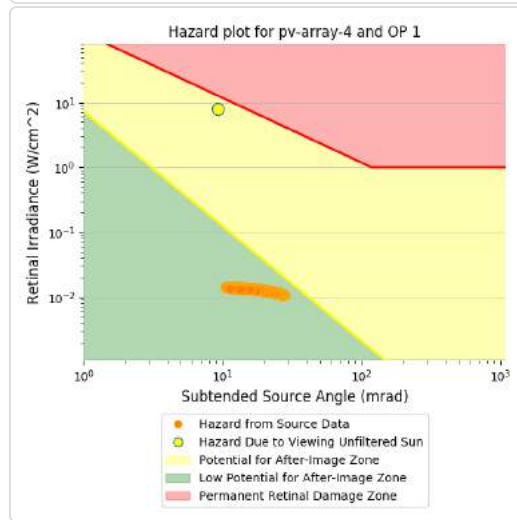
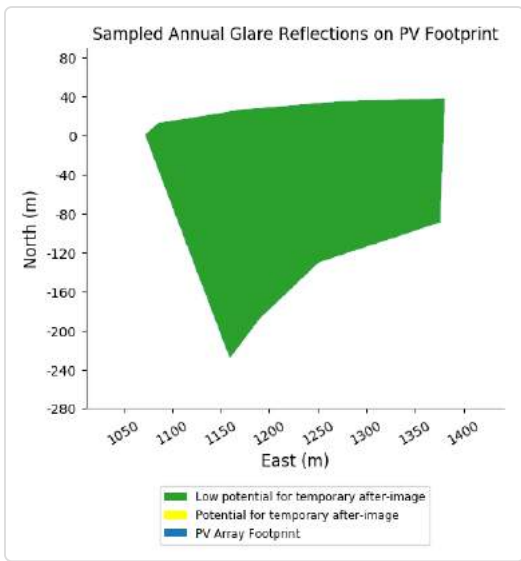
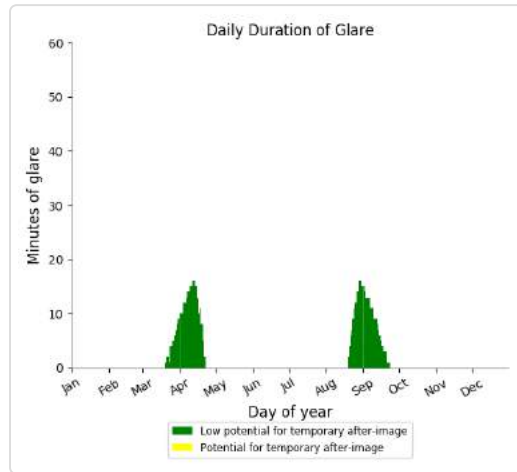
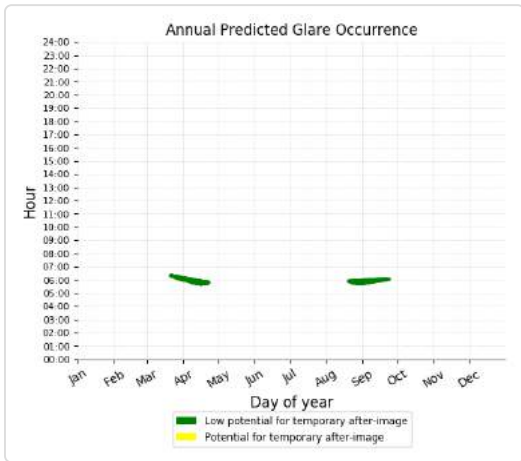
Component	Green glare (min)	Yellow glare (min)
OP: OP 1	621	0
OP: OP 2	487	0

OP: OP 3	15	0
OP: OP 4	380	0
OP: OP 5	989	73
OP: OP 6	725	711
OP: OP 7	359	1336
OP: OP 8	91	2134
OP: OP 9	0	2946
OP: OP 10	0	2525
OP: OP 11	0	0
OP: OP 12	0	0
OP: OP 13	0	0
OP: OP 14	0	0
OP: OP 15	0	0
OP: OP 16	0	0
OP: OP 17	0	0
OP: OP 18	0	0
OP: OP 19	0	0
OP: OP 20	0	0
OP: OP 21	0	0
OP: OP 22	34	195
OP: OP 23	0	1429
OP: OP 24	20	2203
OP: OP 25	0	0
OP: OP 26	0	0
OP: OP 27	0	0
OP: OP 28	0	0
OP: OP 29	0	0
OP: OP 30	0	0

PV array 4 - OP Receptor (OP 1)

PV array is expected to produce the following glare for receptors at this location:

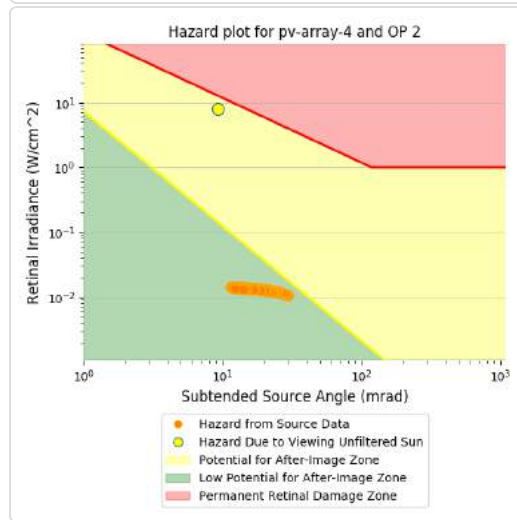
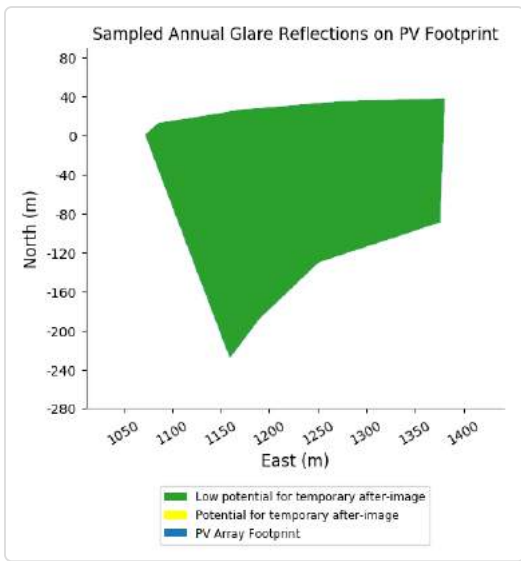
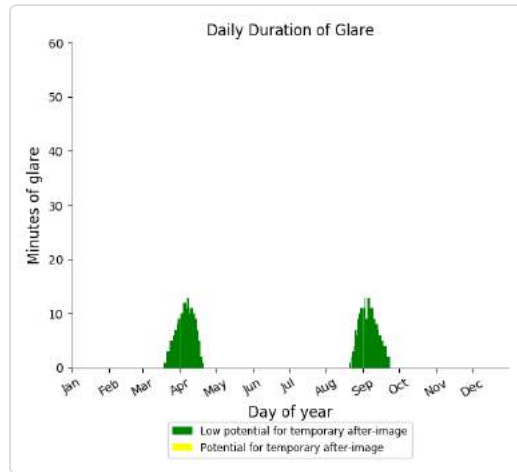
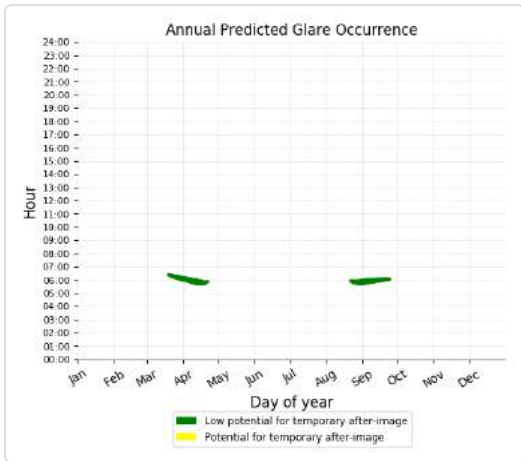
- 621 minutes of "green" glare with low potential to cause temporary after-image.
- 0 minutes of "yellow" glare with potential to cause temporary after-image.



PV array 4 - OP Receptor (OP 2)

PV array is expected to produce the following glare for receptors at this location:

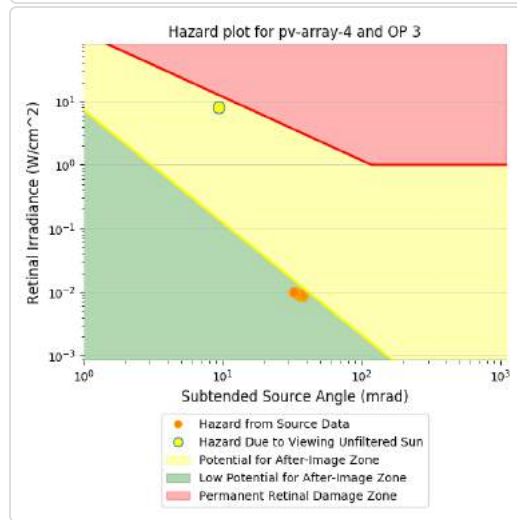
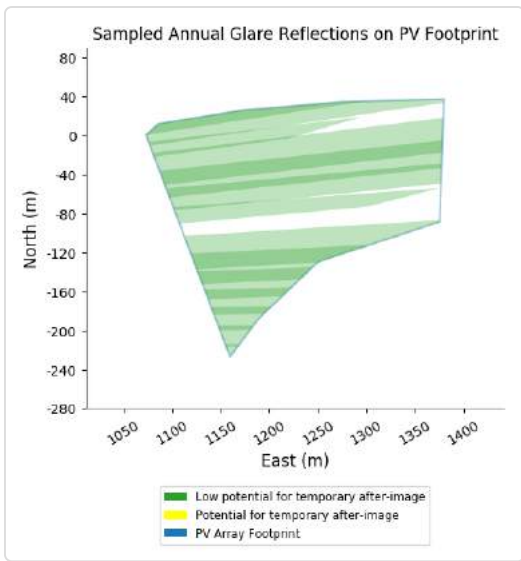
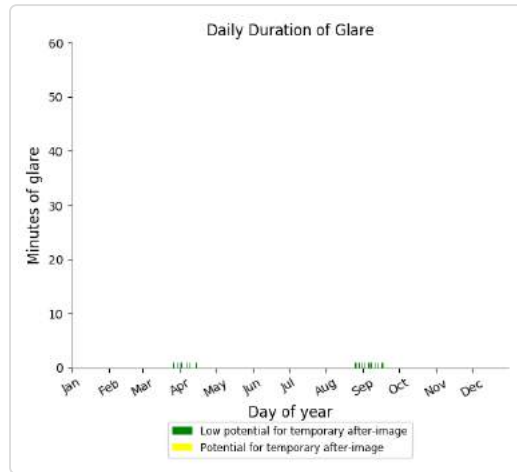
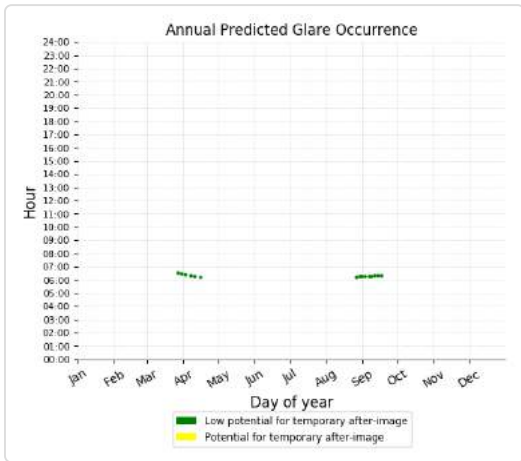
- 487 minutes of "green" glare with low potential to cause temporary after-image.
- 0 minutes of "yellow" glare with potential to cause temporary after-image.



PV array 4 - OP Receptor (OP 3)

PV array is expected to produce the following glare for receptors at this location:

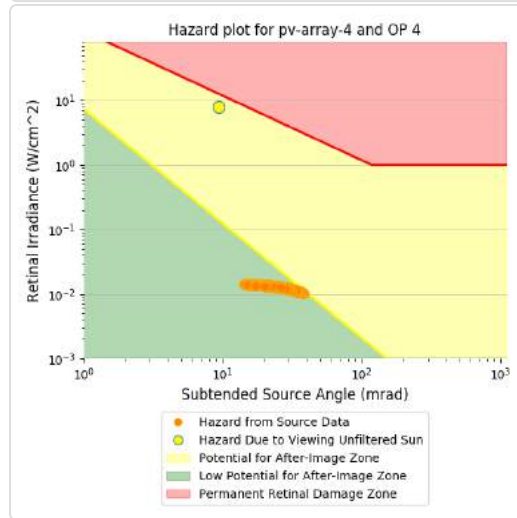
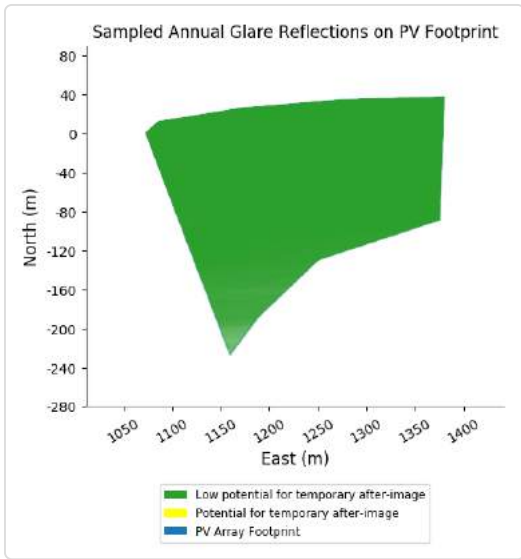
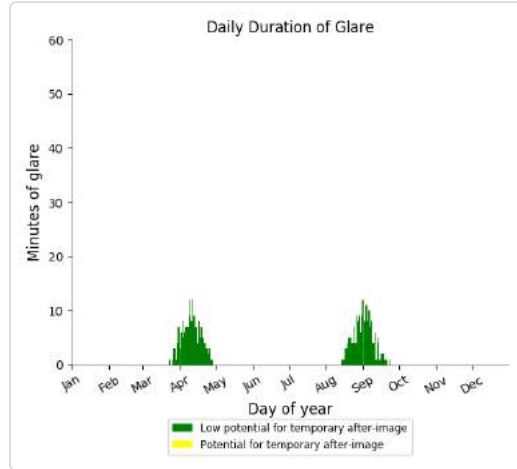
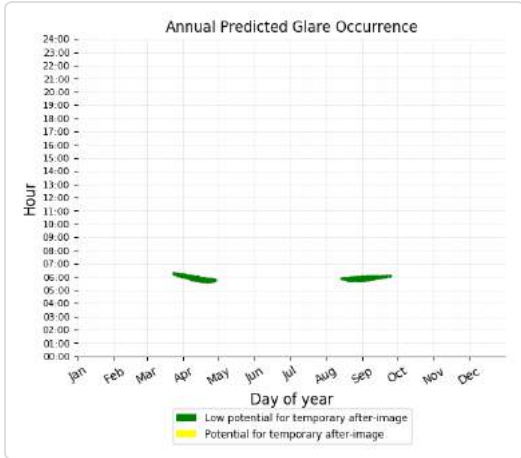
- 15 minutes of "green" glare with low potential to cause temporary after-image.
- 0 minutes of "yellow" glare with potential to cause temporary after-image.



PV array 4 - OP Receptor (OP 4)

PV array is expected to produce the following glare for receptors at this location:

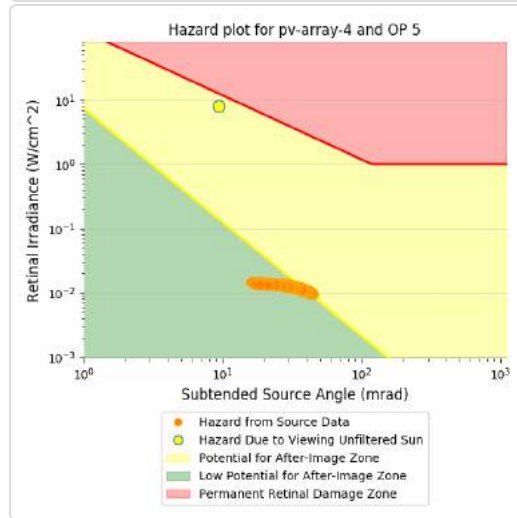
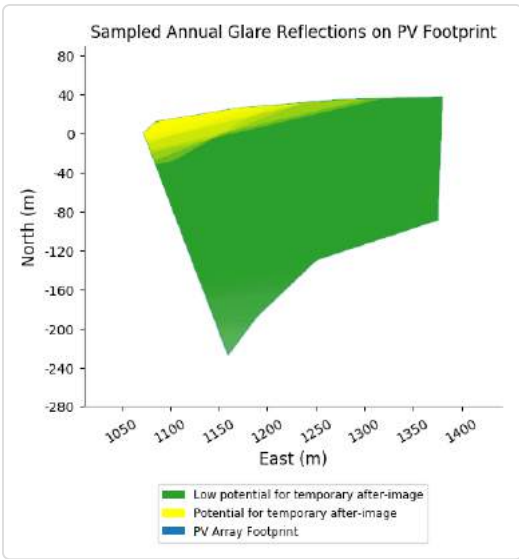
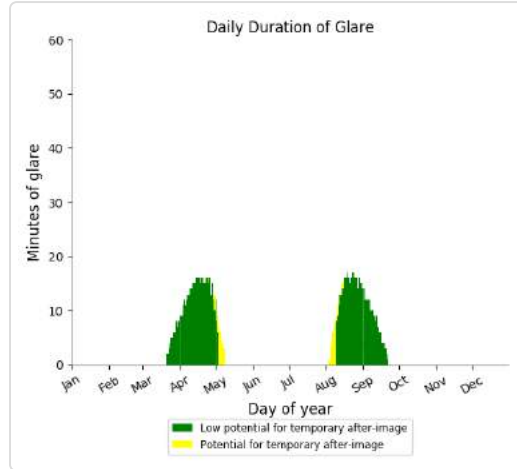
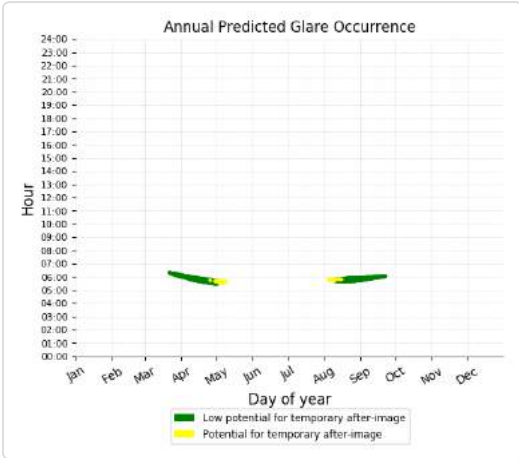
- 380 minutes of "green" glare with low potential to cause temporary after-image.
- 0 minutes of "yellow" glare with potential to cause temporary after-image.



PV array 4 - OP Receptor (OP 5)

PV array is expected to produce the following glare for receptors at this location:

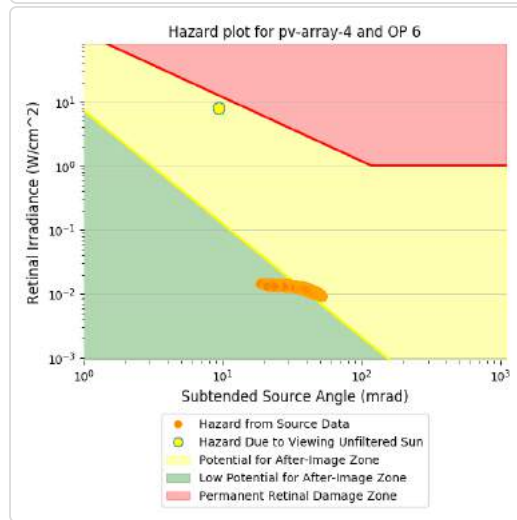
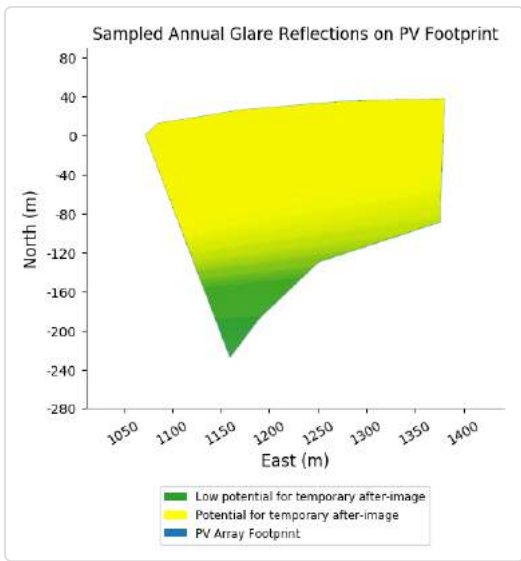
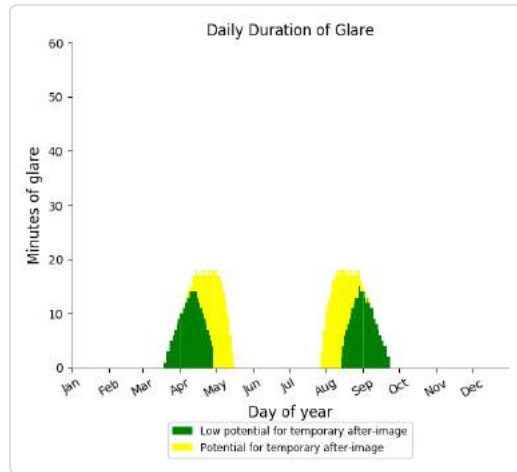
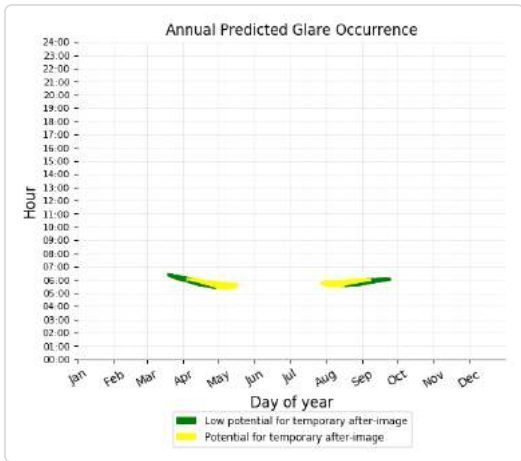
- 989 minutes of "green" glare with low potential to cause temporary after-image.
- 73 minutes of "yellow" glare with potential to cause temporary after-image.



PV array 4 - OP Receptor (OP 6)

PV array is expected to produce the following glare for receptors at this location:

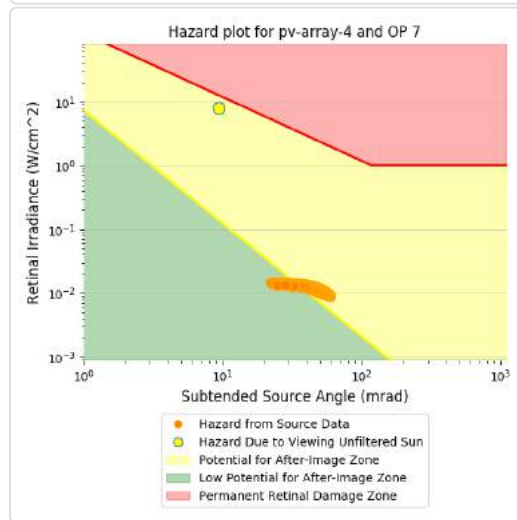
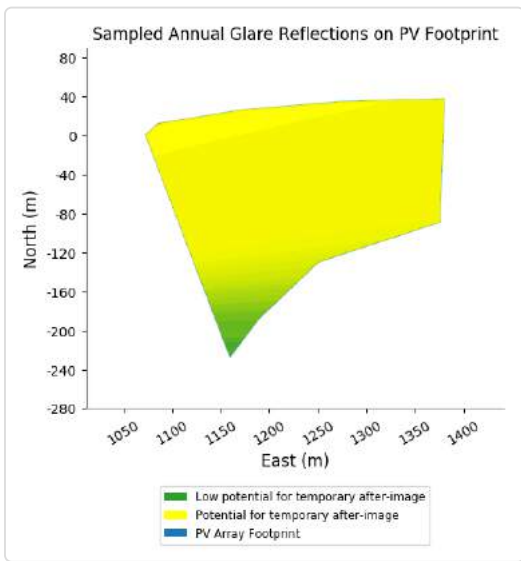
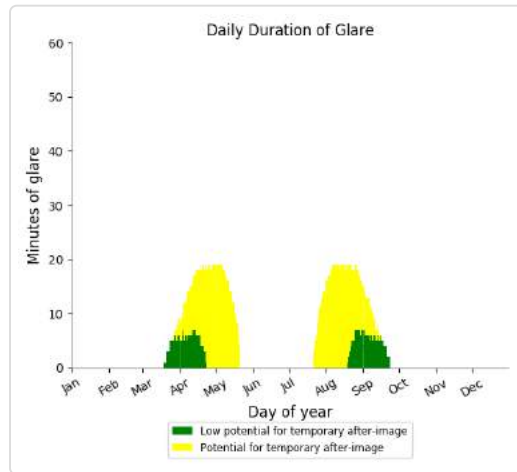
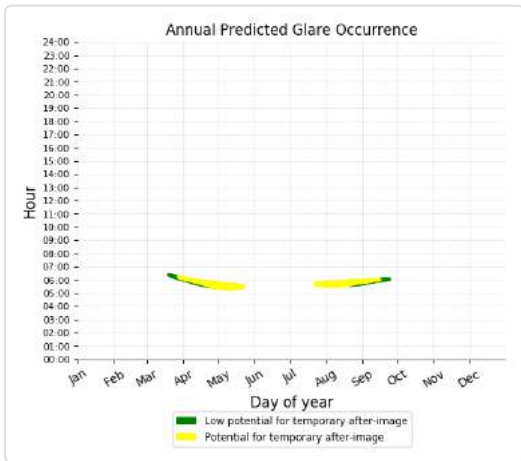
- 725 minutes of "green" glare with low potential to cause temporary after-image.
- 711 minutes of "yellow" glare with potential to cause temporary after-image.



PV array 4 - OP Receptor (OP 7)

PV array is expected to produce the following glare for receptors at this location:

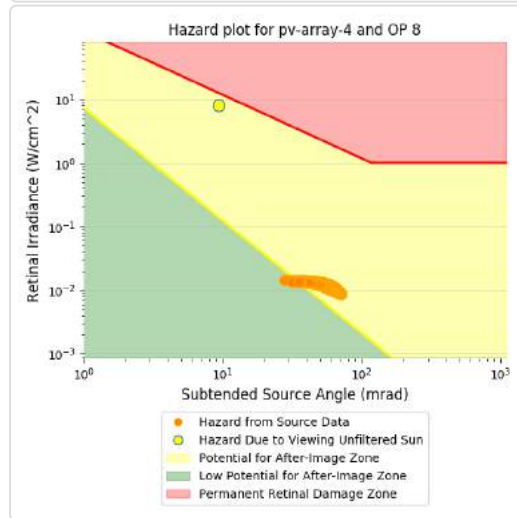
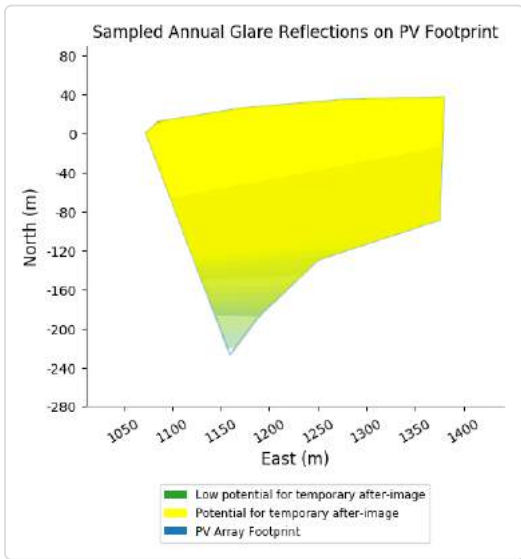
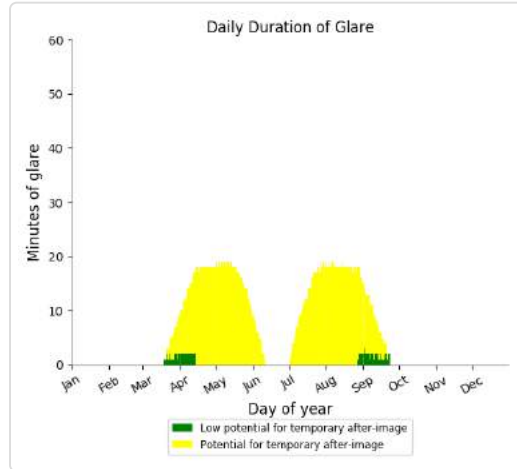
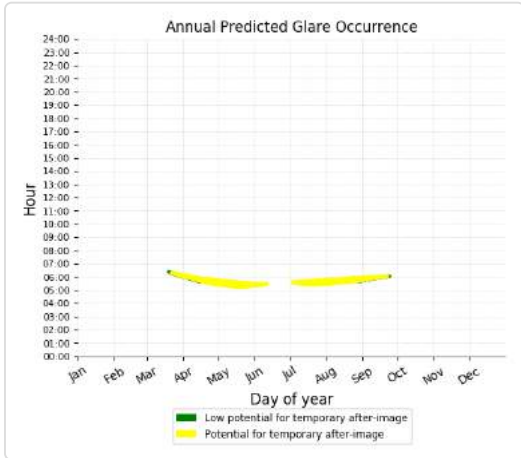
- 359 minutes of "green" glare with low potential to cause temporary after-image.
- 1,336 minutes of "yellow" glare with potential to cause temporary after-image.



PV array 4 - OP Receptor (OP 8)

PV array is expected to produce the following glare for receptors at this location:

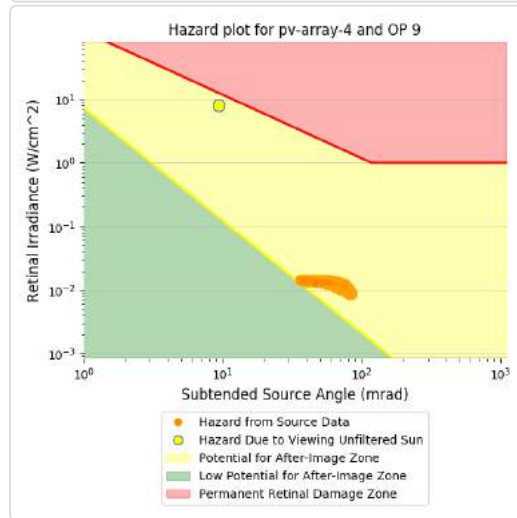
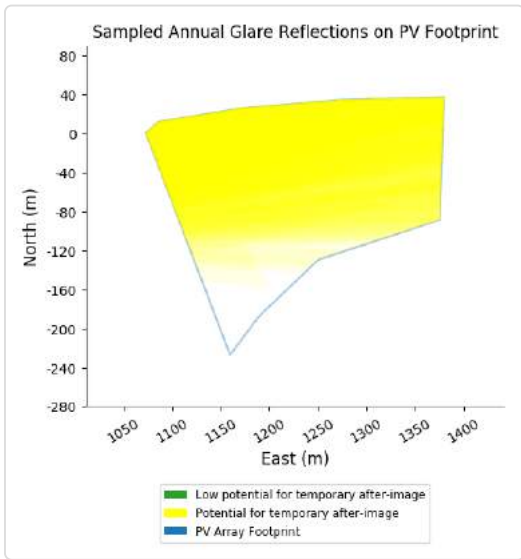
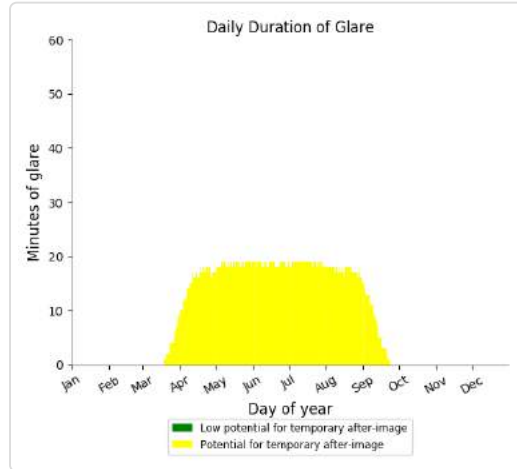
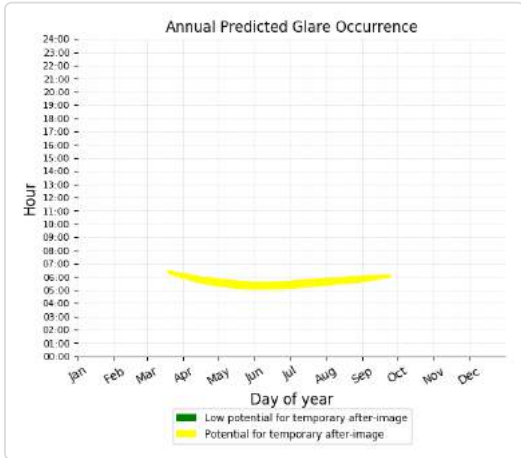
- 91 minutes of "green" glare with low potential to cause temporary after-image.
- 2,134 minutes of "yellow" glare with potential to cause temporary after-image.



PV array 4 - OP Receptor (OP 9)

PV array is expected to produce the following glare for receptors at this location:

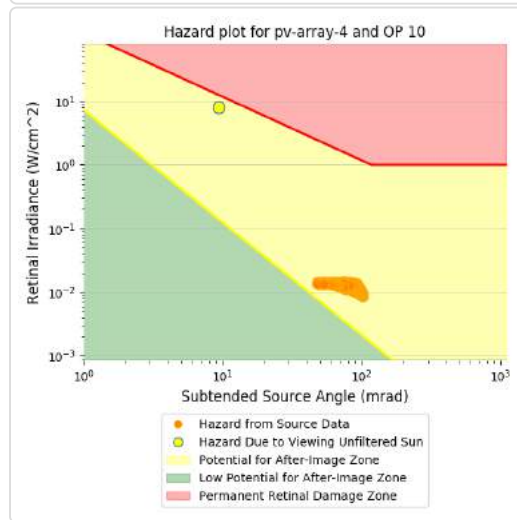
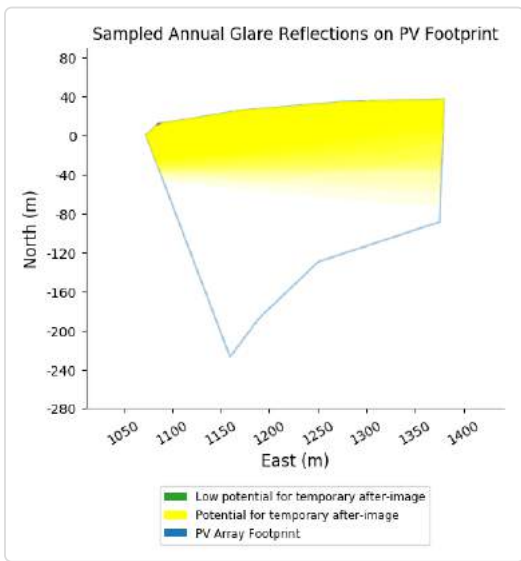
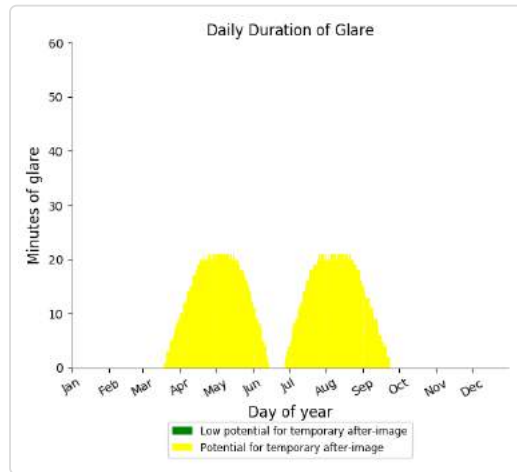
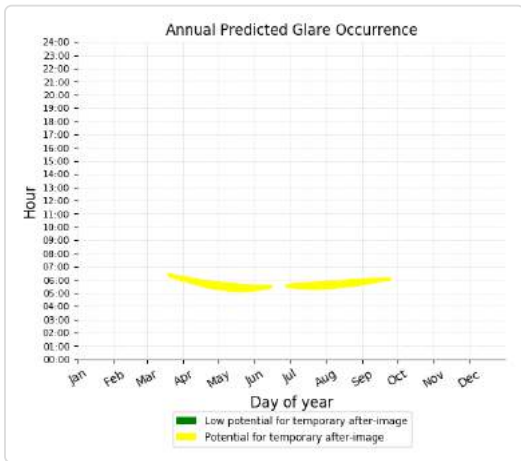
- 0 minutes of "green" glare with low potential to cause temporary after-image.
- 2,946 minutes of "yellow" glare with potential to cause temporary after-image.



PV array 4 - OP Receptor (OP 10)

PV array is expected to produce the following glare for receptors at this location:

- 0 minutes of "green" glare with low potential to cause temporary after-image.
- 2,525 minutes of "yellow" glare with potential to cause temporary after-image.



PV array 4 - OP Receptor (OP 11)

No glare found

PV array 4 - OP Receptor (OP 12)

No glare found

PV array 4 - OP Receptor (OP 13)

No glare found

PV array 4 - OP Receptor (OP 14)

No glare found

PV array 4 - OP Receptor (OP 15)

No glare found

PV array 4 - OP Receptor (OP 16)

No glare found

PV array 4 - OP Receptor (OP 17)

No glare found

PV array 4 - OP Receptor (OP 18)

No glare found

PV array 4 - OP Receptor (OP 19)

No glare found

PV array 4 - OP Receptor (OP 20)

No glare found

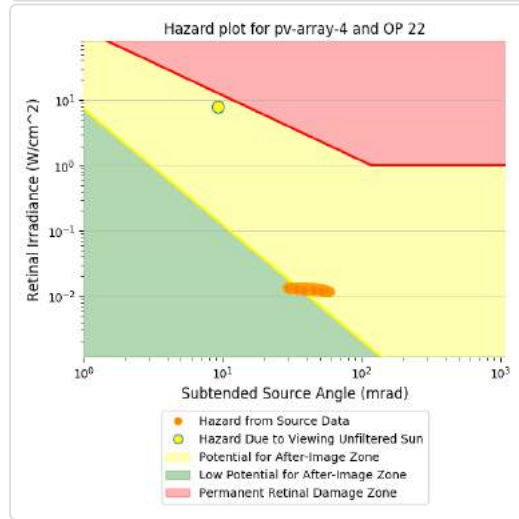
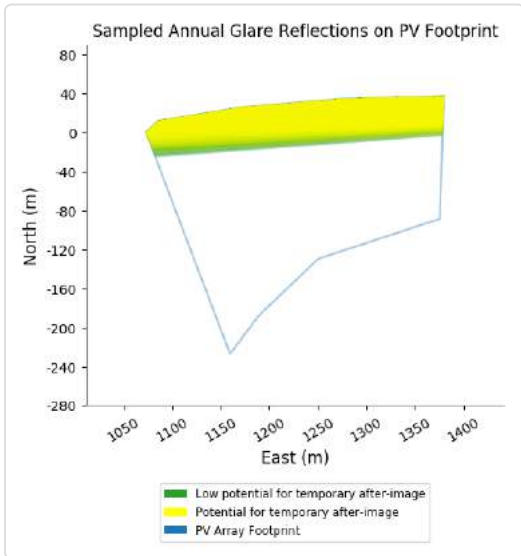
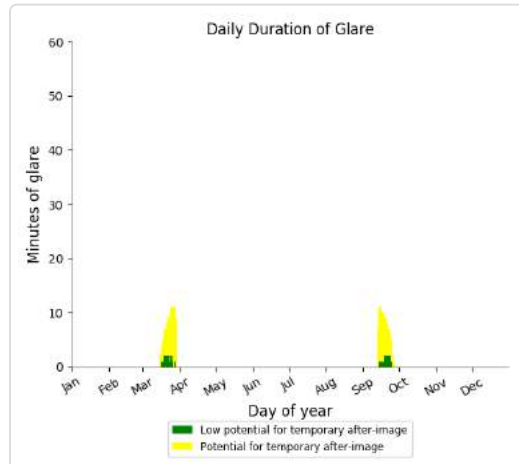
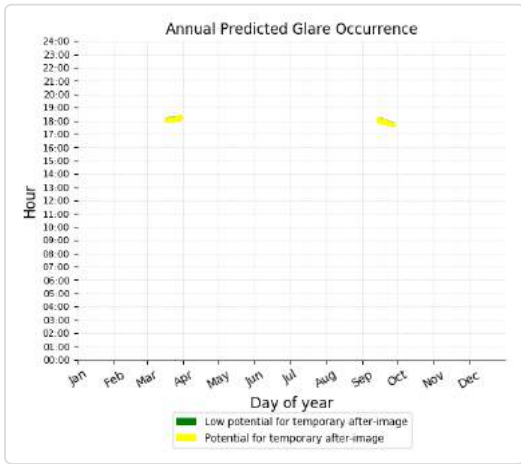
PV array 4 - OP Receptor (OP 21)

No glare found

PV array 4 - OP Receptor (OP 22)

PV array is expected to produce the following glare for receptors at this location:

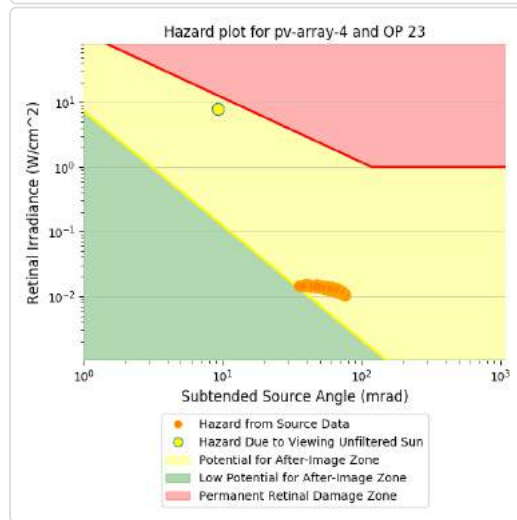
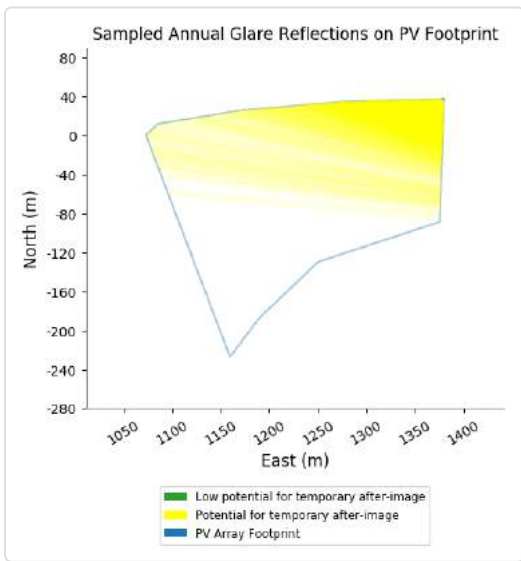
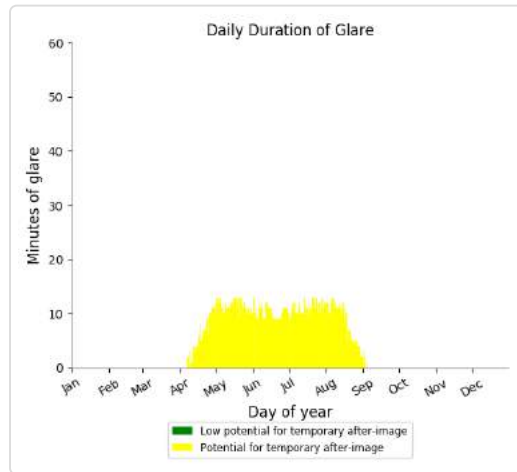
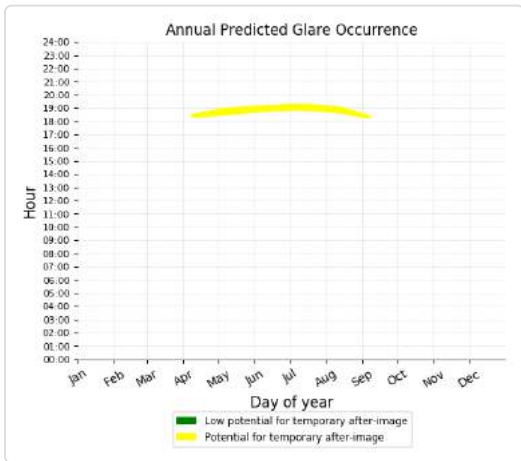
- 34 minutes of "green" glare with low potential to cause temporary after-image.
- 195 minutes of "yellow" glare with potential to cause temporary after-image.



PV array 4 - OP Receptor (OP 23)

PV array is expected to produce the following glare for receptors at this location:

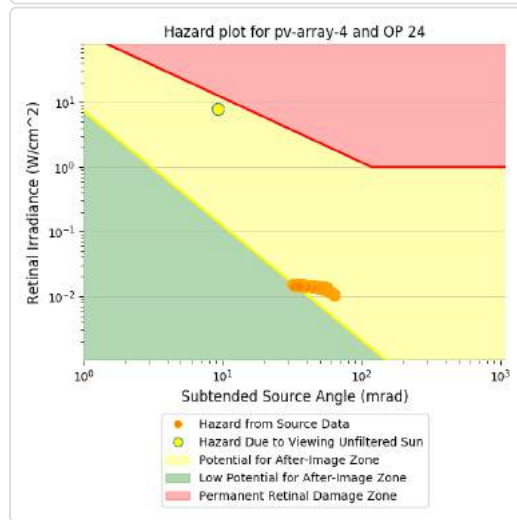
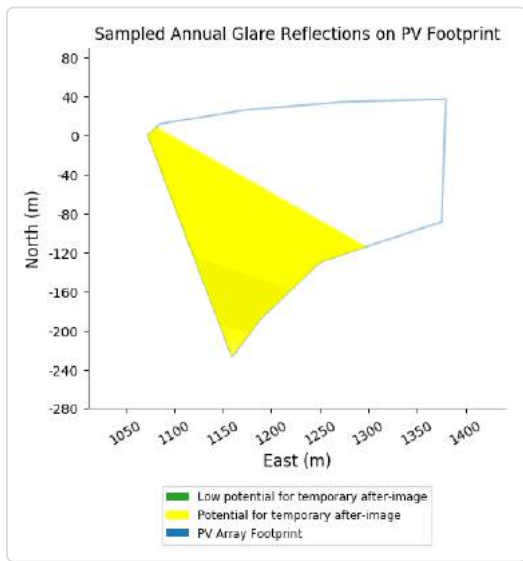
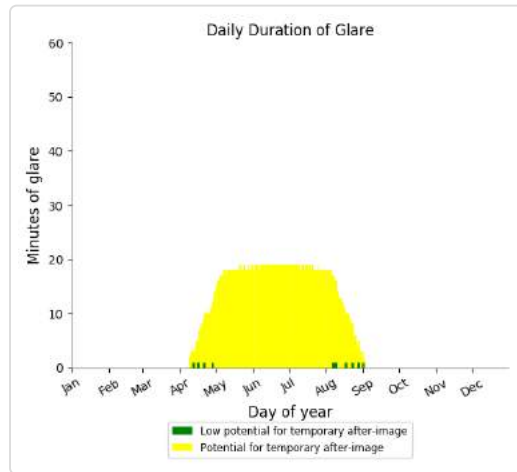
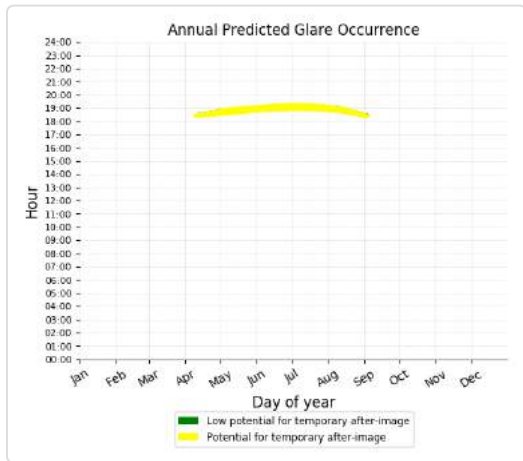
- 0 minutes of "green" glare with low potential to cause temporary after-image.
- 1,429 minutes of "yellow" glare with potential to cause temporary after-image.



PV array 4 - OP Receptor (OP 24)

PV array is expected to produce the following glare for receptors at this location:

- 20 minutes of "green" glare with low potential to cause temporary after-image.
- 2,203 minutes of "yellow" glare with potential to cause temporary after-image.



PV array 4 - OP Receptor (OP 25)

No glare found

PV array 4 - OP Receptor (OP 26)

No glare found

PV array 4 - OP Receptor (OP 27)

No glare found

PV array 4 - OP Receptor (OP 28)

No glare found

PV array 4 - OP Receptor (OP 29)

No glare found

PV array 4 - OP Receptor (OP 30)

No glare found

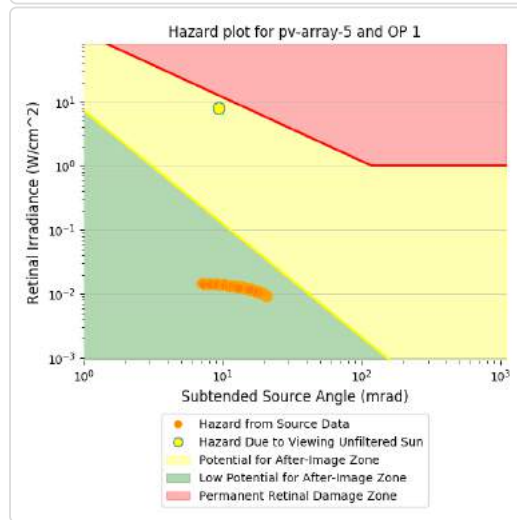
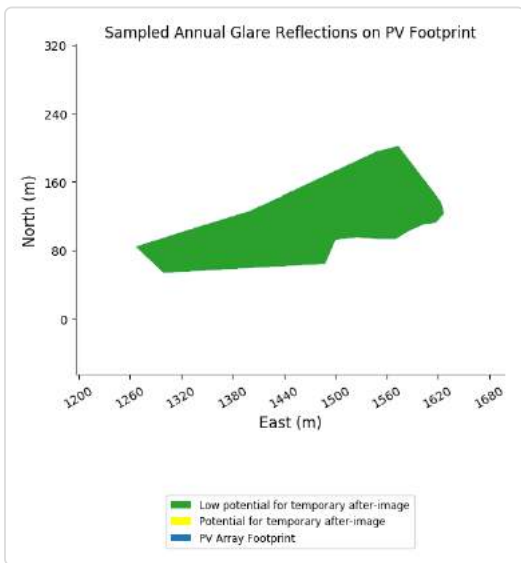
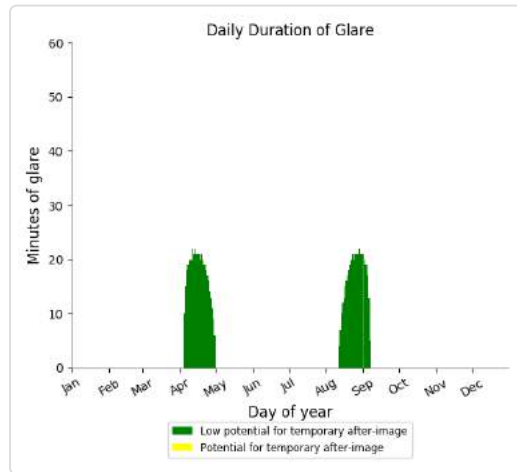
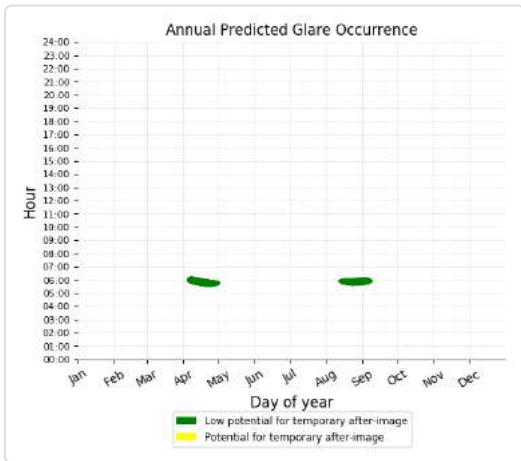
PV array 5 potential temporary after-image

Component	Green glare (min)	Yellow glare (min)
OP: OP 1	906	0
OP: OP 2	906	0
OP: OP 3	866	0
OP: OP 4	979	0
OP: OP 5	1151	0
OP: OP 6	1373	0
OP: OP 7	1586	0
OP: OP 8	1871	193
OP: OP 9	1	2535
OP: OP 10	0	2471
OP: OP 11	0	2006
OP: OP 12	0	2218
OP: OP 13	0	214
OP: OP 14	0	0
OP: OP 15	0	0
OP: OP 16	0	0
OP: OP 17	0	0
OP: OP 18	0	0
OP: OP 19	0	0
OP: OP 20	0	0
OP: OP 21	0	490
OP: OP 22	114	5403
OP: OP 23	0	1497
OP: OP 24	0	0
OP: OP 25	0	0
OP: OP 26	0	0
OP: OP 27	0	0
OP: OP 28	0	0
OP: OP 29	0	0
OP: OP 30	0	0

PV array 5 - OP Receptor (OP 1)

PV array is expected to produce the following glare for receptors at this location:

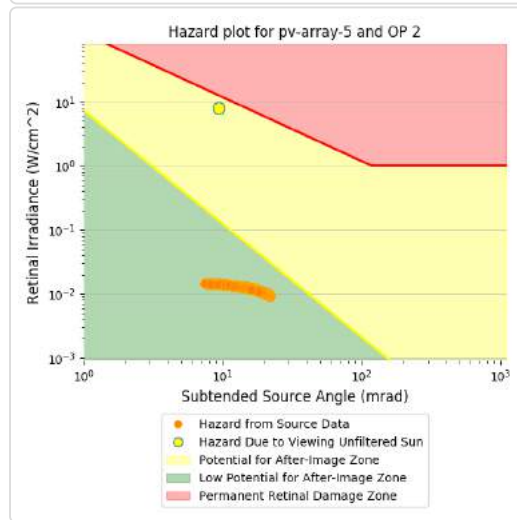
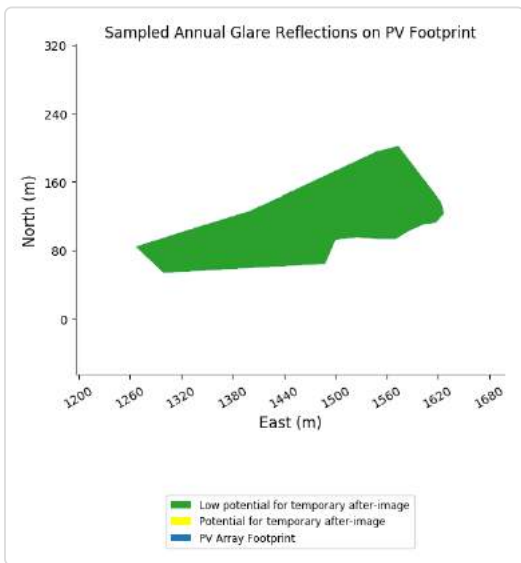
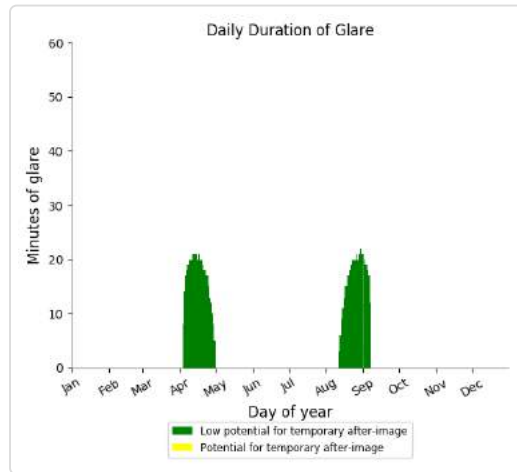
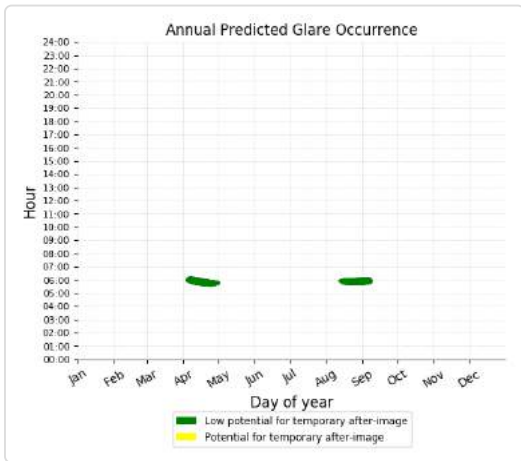
- 906 minutes of "green" glare with low potential to cause temporary after-image.
- 0 minutes of "yellow" glare with potential to cause temporary after-image.



PV array 5 - OP Receptor (OP 2)

PV array is expected to produce the following glare for receptors at this location:

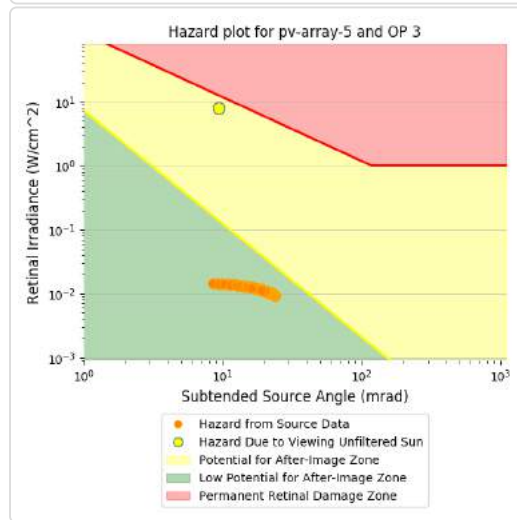
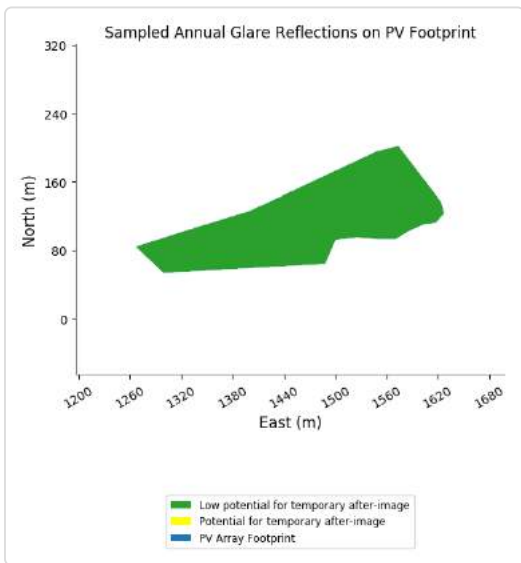
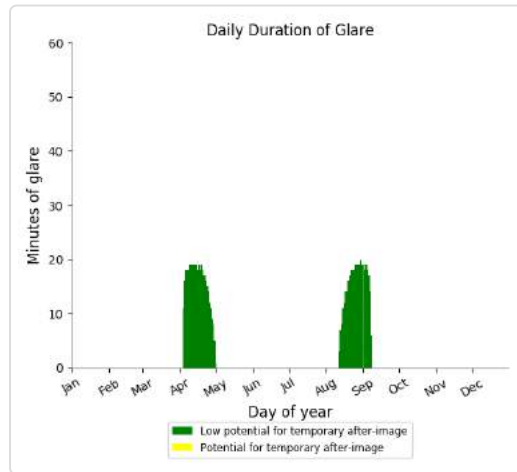
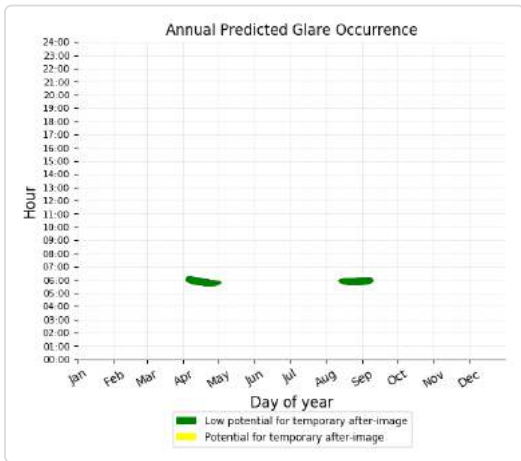
- 906 minutes of "green" glare with low potential to cause temporary after-image.
- 0 minutes of "yellow" glare with potential to cause temporary after-image.



PV array 5 - OP Receptor (OP 3)

PV array is expected to produce the following glare for receptors at this location:

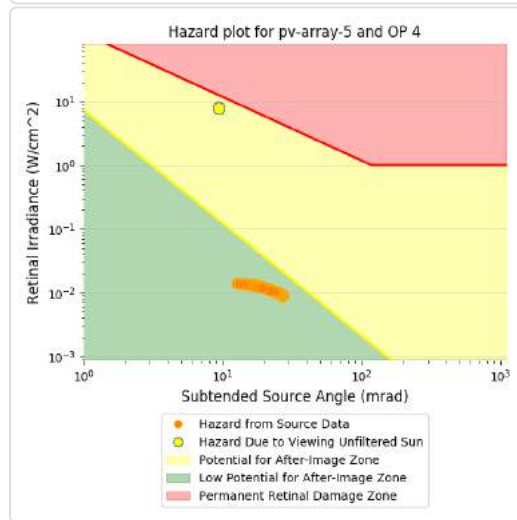
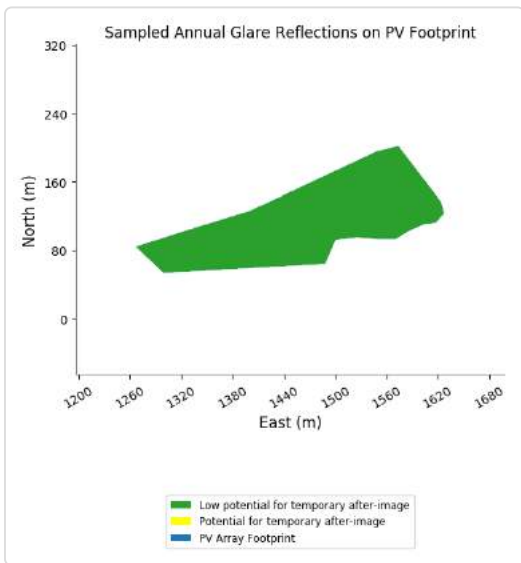
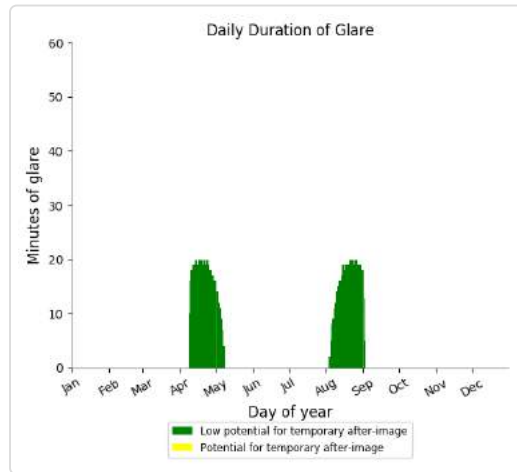
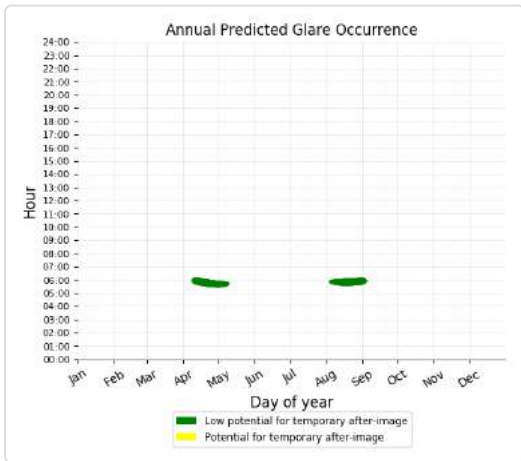
- 866 minutes of "green" glare with low potential to cause temporary after-image.
- 0 minutes of "yellow" glare with potential to cause temporary after-image.



PV array 5 - OP Receptor (OP 4)

PV array is expected to produce the following glare for receptors at this location:

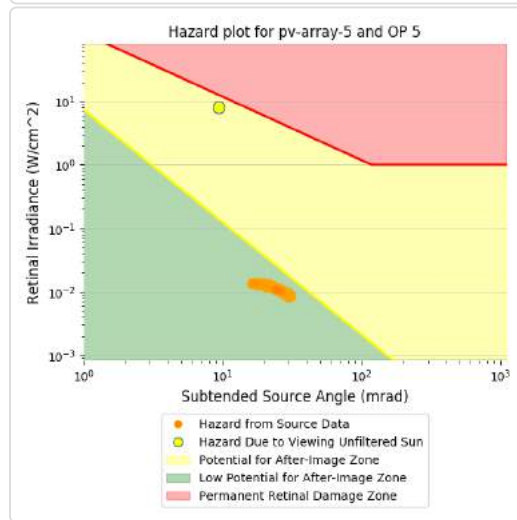
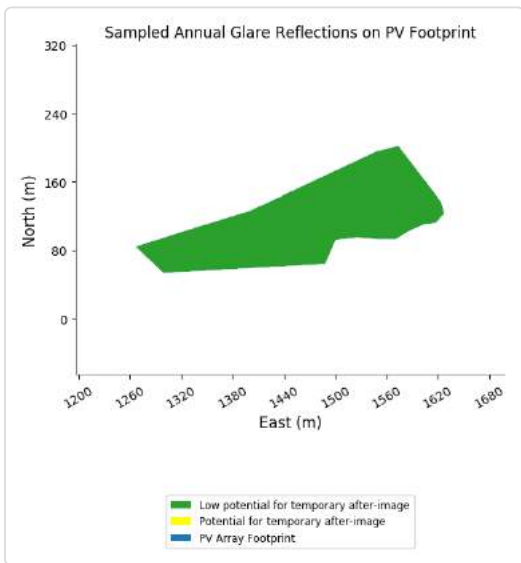
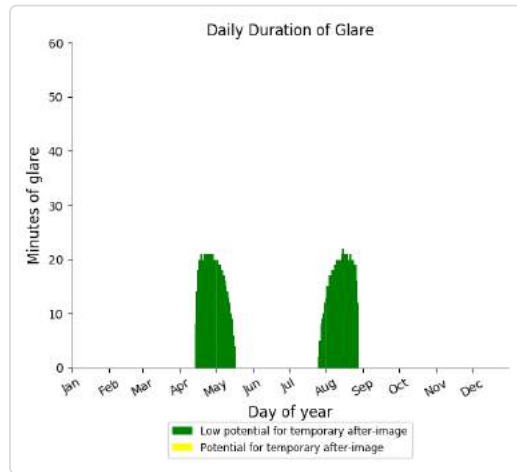
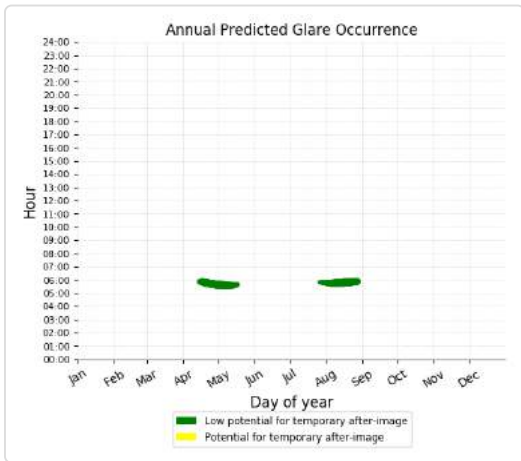
- 979 minutes of "green" glare with low potential to cause temporary after-image.
- 0 minutes of "yellow" glare with potential to cause temporary after-image.



PV array 5 - OP Receptor (OP 5)

PV array is expected to produce the following glare for receptors at this location:

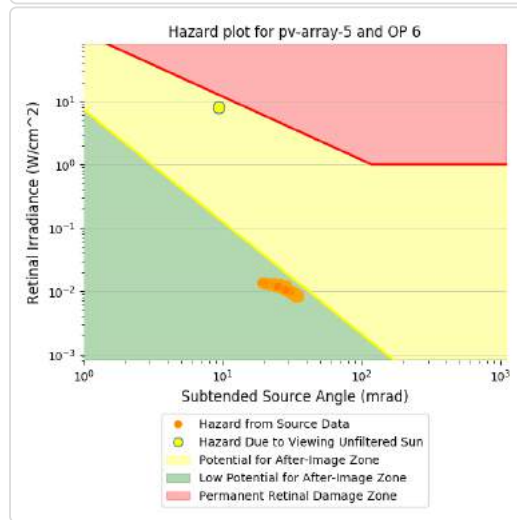
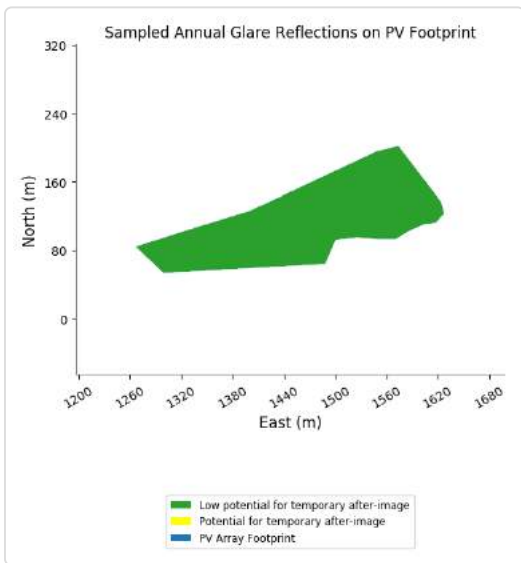
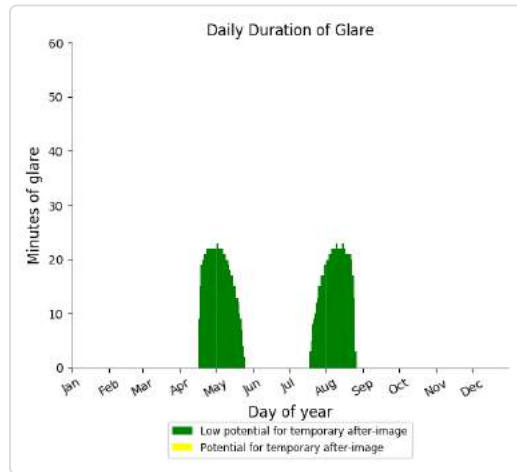
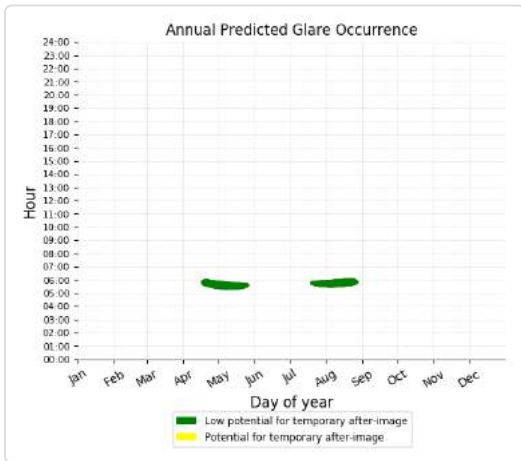
- 1,151 minutes of "green" glare with low potential to cause temporary after-image.
- 0 minutes of "yellow" glare with potential to cause temporary after-image.



PV array 5 - OP Receptor (OP 6)

PV array is expected to produce the following glare for receptors at this location:

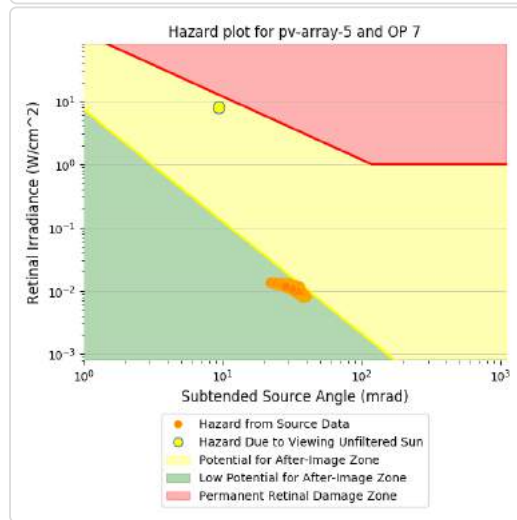
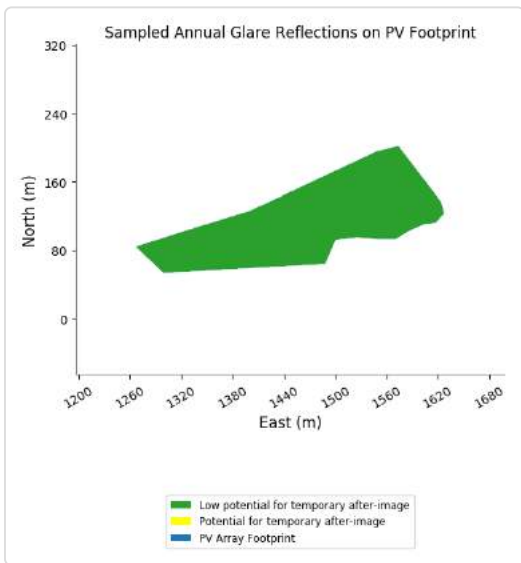
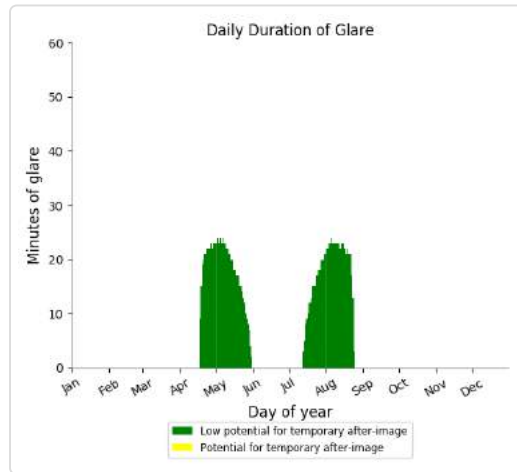
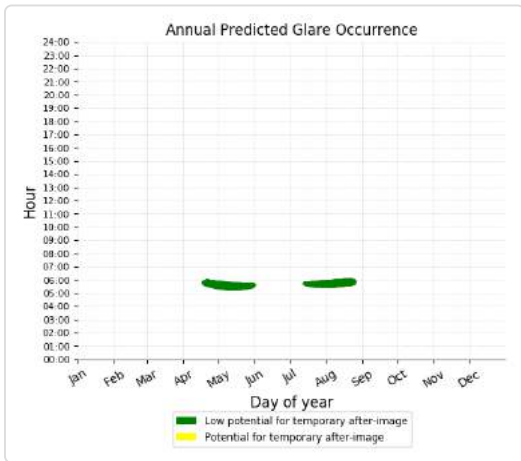
- 1,373 minutes of "green" glare with low potential to cause temporary after-image.
- 0 minutes of "yellow" glare with potential to cause temporary after-image.



PV array 5 - OP Receptor (OP 7)

PV array is expected to produce the following glare for receptors at this location:

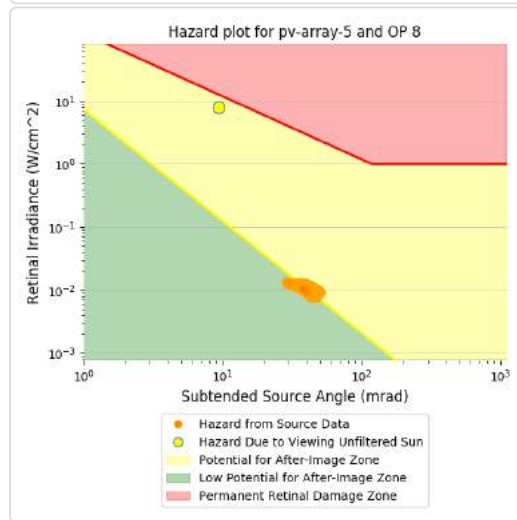
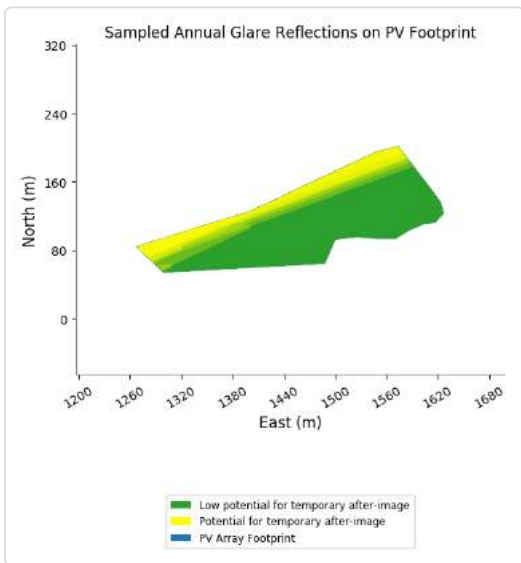
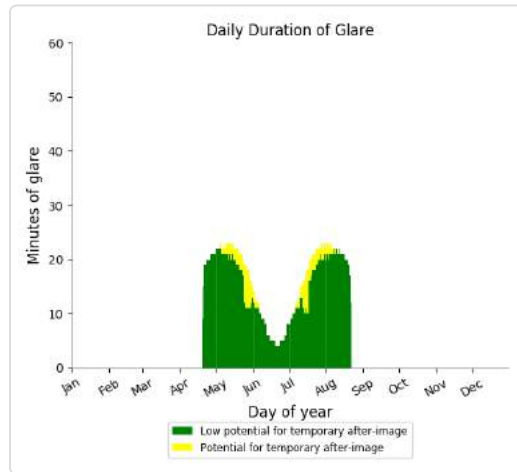
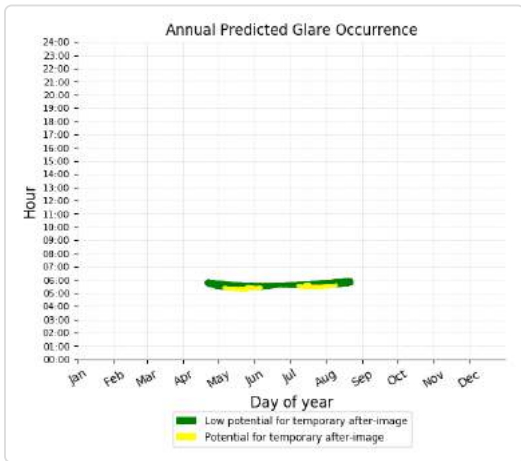
- 1,586 minutes of "green" glare with low potential to cause temporary after-image.
- 0 minutes of "yellow" glare with potential to cause temporary after-image.



PV array 5 - OP Receptor (OP 8)

PV array is expected to produce the following glare for receptors at this location:

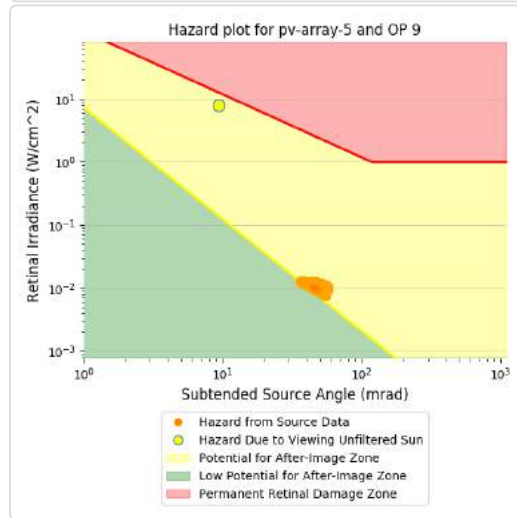
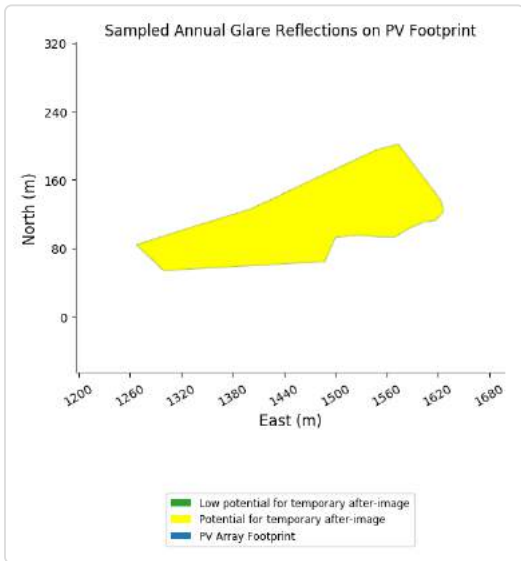
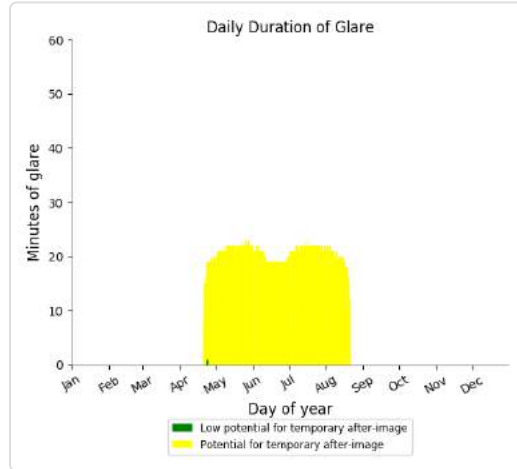
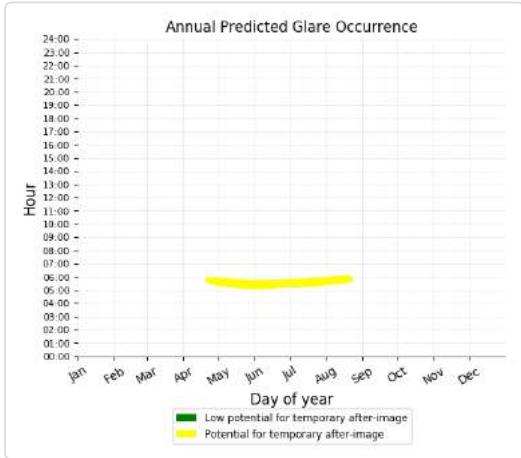
- 1,871 minutes of "green" glare with low potential to cause temporary after-image.
- 193 minutes of "yellow" glare with potential to cause temporary after-image.



PV array 5 - OP Receptor (OP 9)

PV array is expected to produce the following glare for receptors at this location:

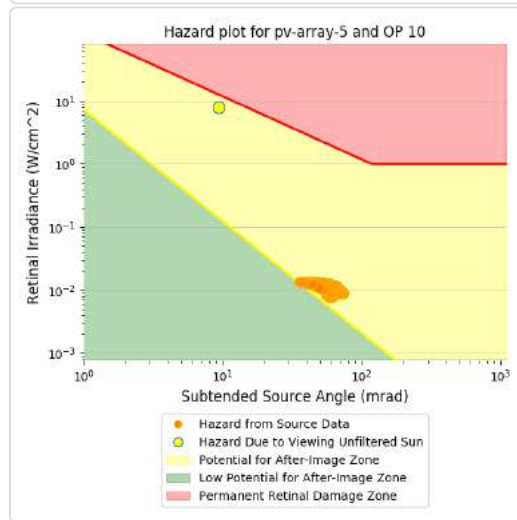
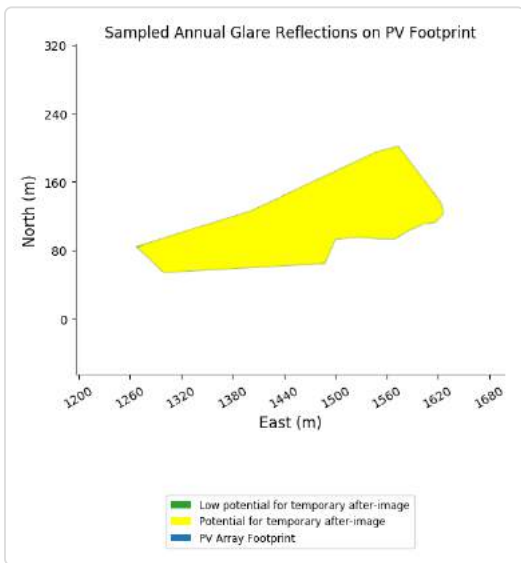
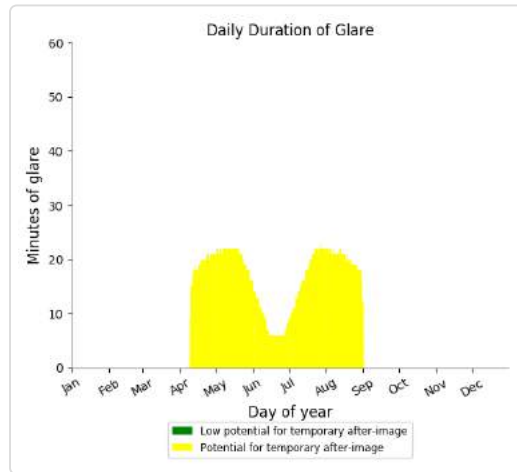
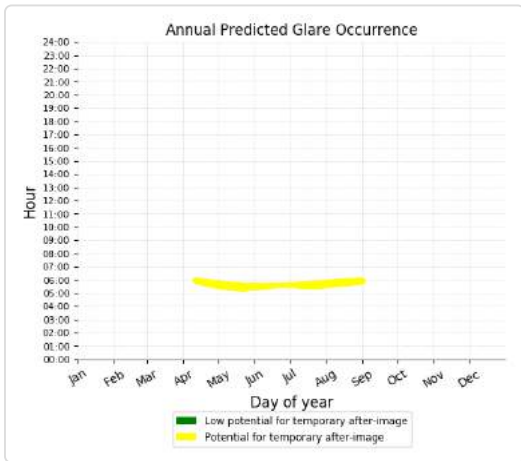
- 1 minutes of "green" glare with low potential to cause temporary after-image.
- 2,535 minutes of "yellow" glare with potential to cause temporary after-image.



PV array 5 - OP Receptor (OP 10)

PV array is expected to produce the following glare for receptors at this location:

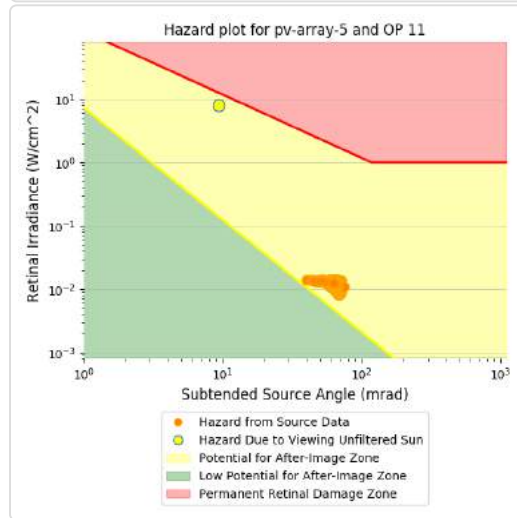
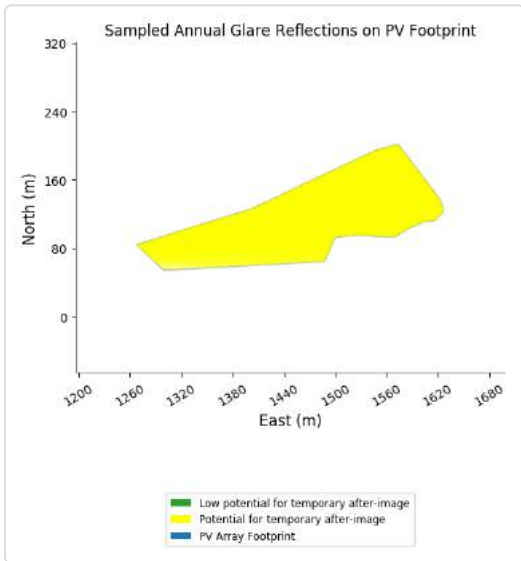
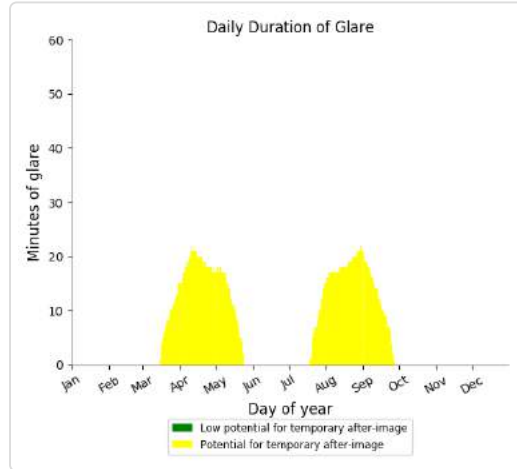
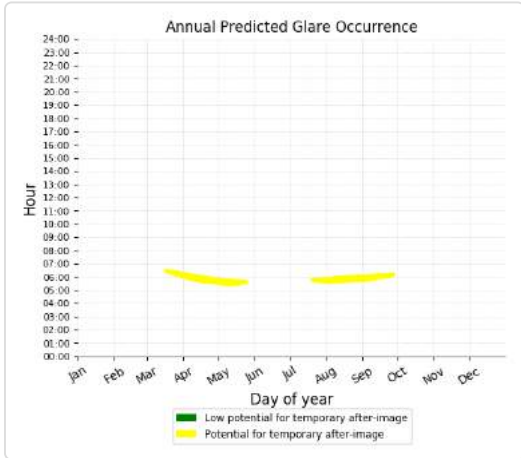
- 0 minutes of "green" glare with low potential to cause temporary after-image.
- 2,471 minutes of "yellow" glare with potential to cause temporary after-image.



PV array 5 - OP Receptor (OP 11)

PV array is expected to produce the following glare for receptors at this location:

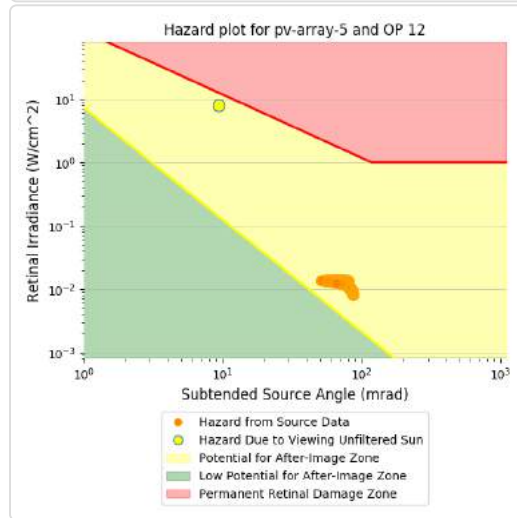
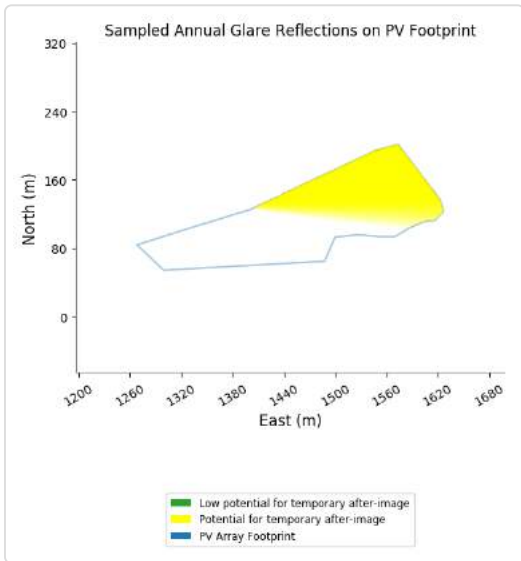
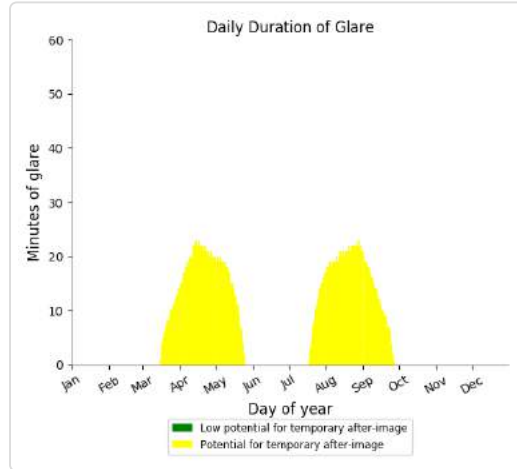
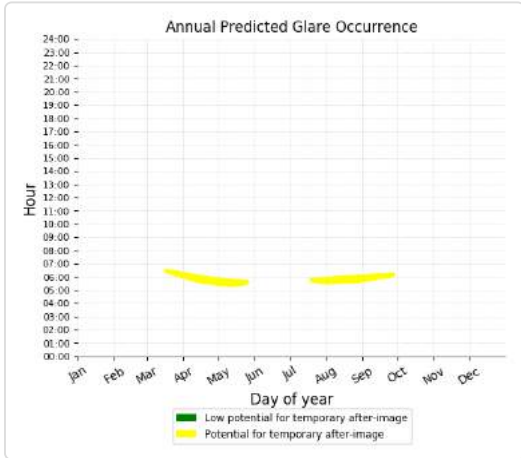
- 0 minutes of "green" glare with low potential to cause temporary after-image.
- 2,006 minutes of "yellow" glare with potential to cause temporary after-image.



PV array 5 - OP Receptor (OP 12)

PV array is expected to produce the following glare for receptors at this location:

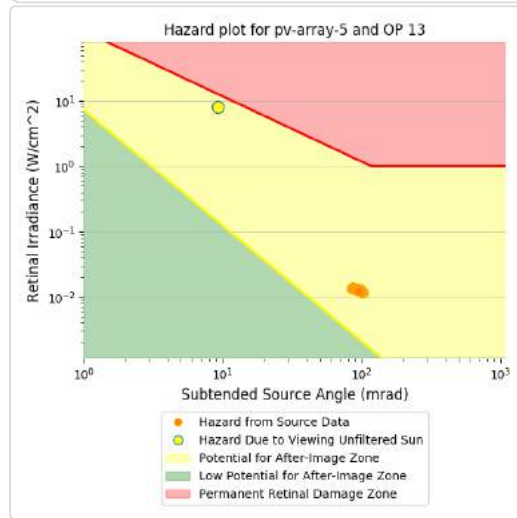
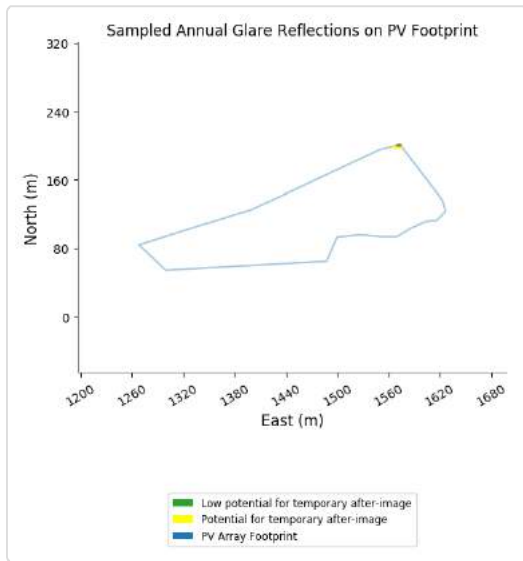
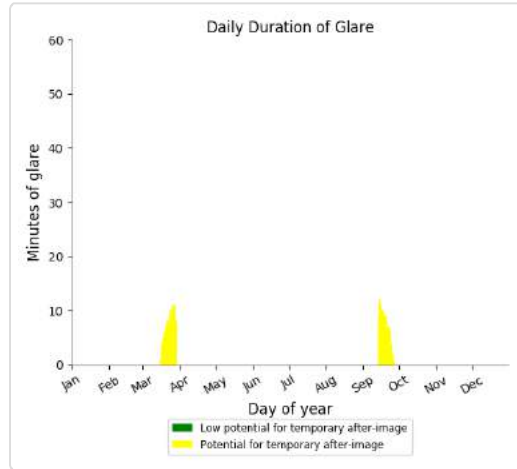
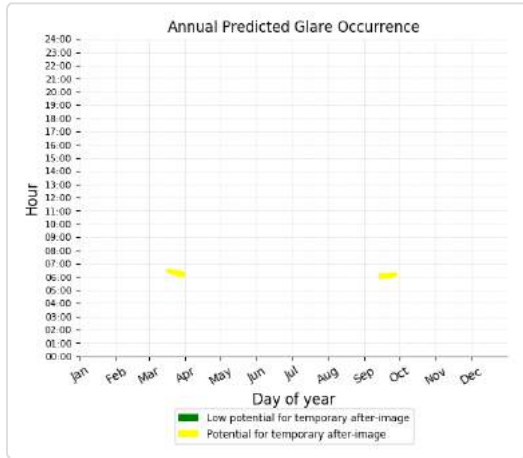
- 0 minutes of "green" glare with low potential to cause temporary after-image.
- 2,218 minutes of "yellow" glare with potential to cause temporary after-image.



PV array 5 - OP Receptor (OP 13)

PV array is expected to produce the following glare for receptors at this location:

- 0 minutes of "green" glare with low potential to cause temporary after-image.
- 214 minutes of "yellow" glare with potential to cause temporary after-image.



PV array 5 - OP Receptor (OP 14)

No glare found

PV array 5 - OP Receptor (OP 15)

No glare found

PV array 5 - OP Receptor (OP 16)

No glare found

PV array 5 - OP Receptor (OP 17)

No glare found

PV array 5 - OP Receptor (OP 18)

No glare found

PV array 5 - OP Receptor (OP 19)

No glare found

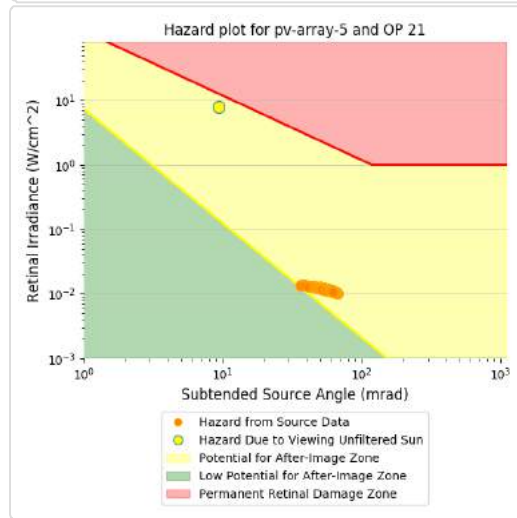
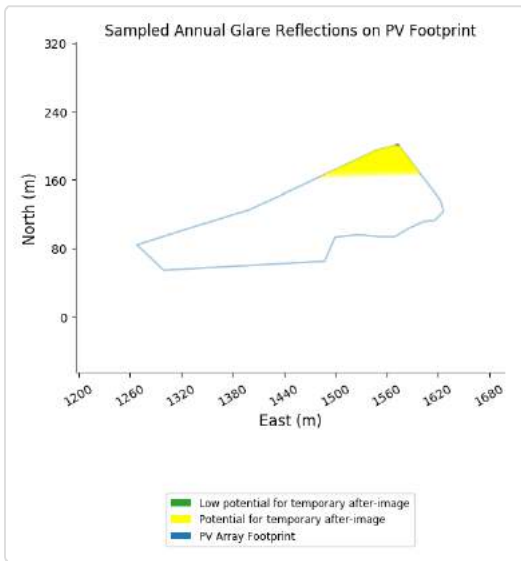
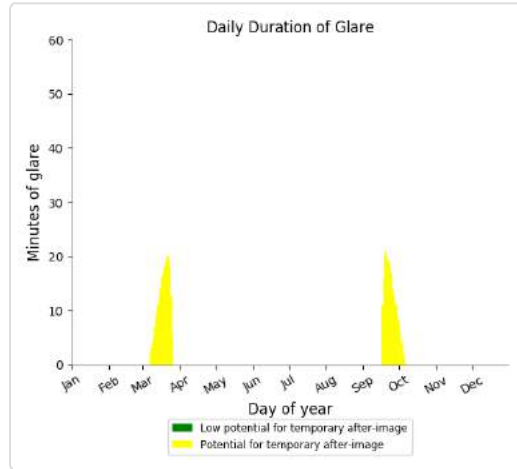
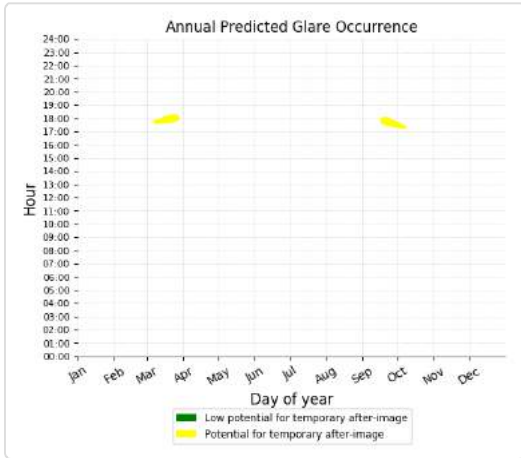
PV array 5 - OP Receptor (OP 20)

No glare found

PV array 5 - OP Receptor (OP 21)

PV array is expected to produce the following glare for receptors at this location:

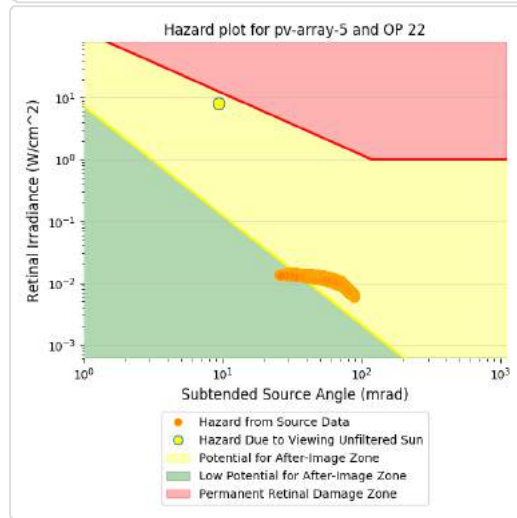
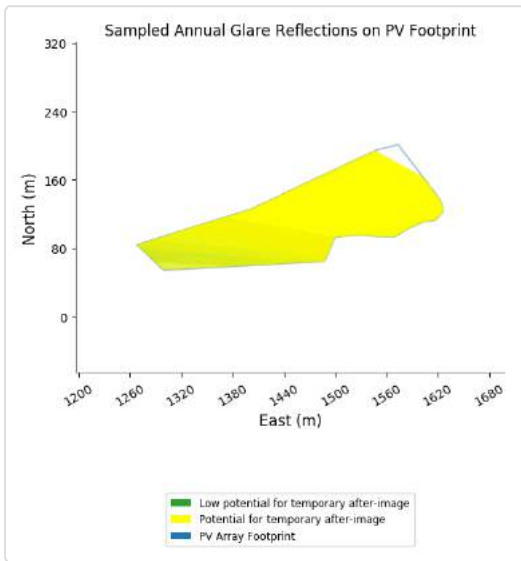
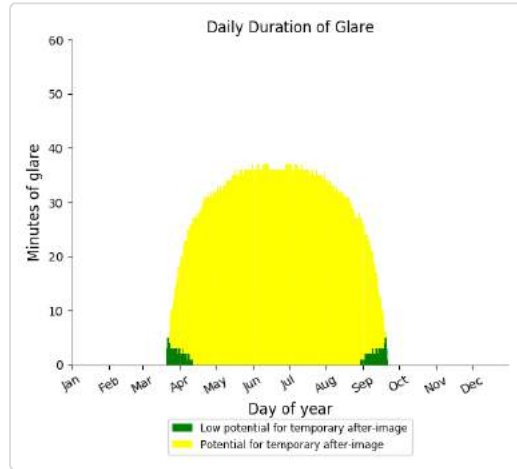
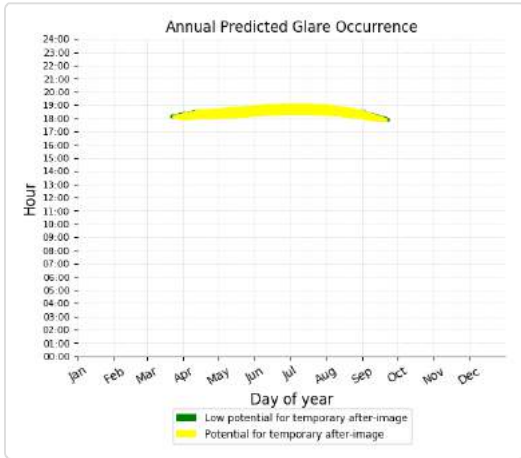
- 0 minutes of "green" glare with low potential to cause temporary after-image.
- 490 minutes of "yellow" glare with potential to cause temporary after-image.



PV array 5 - OP Receptor (OP 22)

PV array is expected to produce the following glare for receptors at this location:

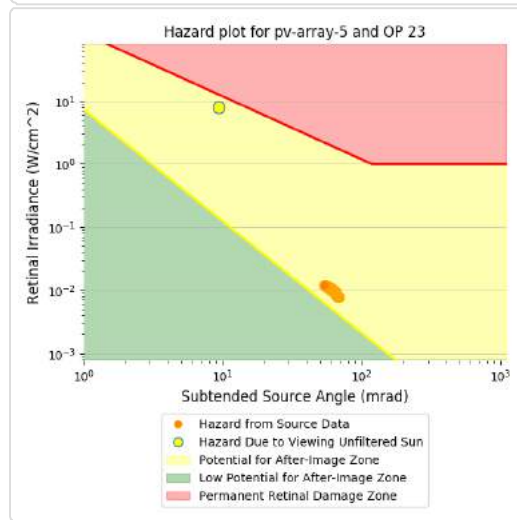
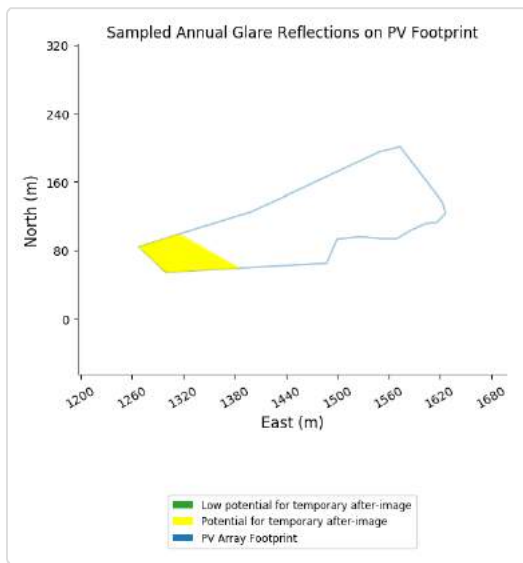
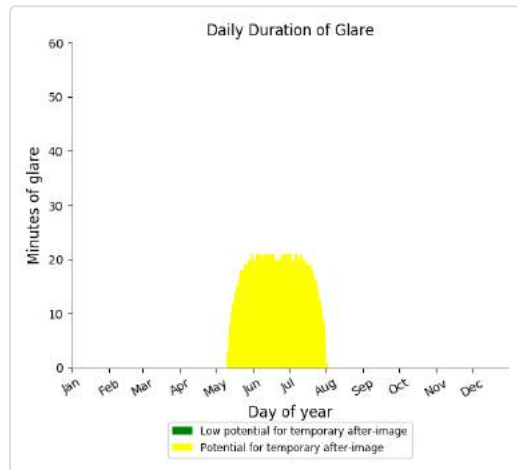
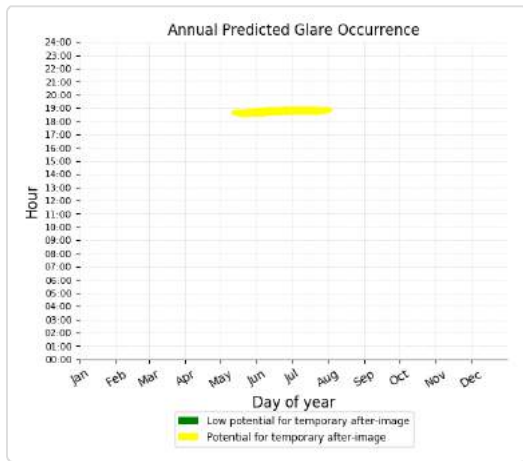
- 114 minutes of "green" glare with low potential to cause temporary after-image.
- 5,403 minutes of "yellow" glare with potential to cause temporary after-image.



PV array 5 - OP Receptor (OP 23)

PV array is expected to produce the following glare for receptors at this location:

- 0 minutes of "green" glare with low potential to cause temporary after-image.
- 1,497 minutes of "yellow" glare with potential to cause temporary after-image.



PV array 5 - OP Receptor (OP 24)

No glare found

PV array 5 - OP Receptor (OP 25)

No glare found

PV array 5 - OP Receptor (OP 26)

No glare found

PV array 5 - OP Receptor (OP 27)

No glare found

PV array 5 - OP Receptor (OP 28)

No glare found

PV array 5 - OP Receptor (OP 29)

No glare found

PV array 5 - OP Receptor (OP 30)

No glare found

Assumptions

- Times associated with glare are denoted in Standard time. For Daylight Savings, add one hour.
- Glare analyses do not account for physical obstructions between reflectors and receptors. This includes buildings, tree cover and geographic obstructions
- Detailed system geometry is not rigorously simulated.
- The glare hazard determination relies on several approximations including observer eye characteristics, angle of view, and typical blink response time. Actual values and results may vary.
- The system output calculation is a DNI-based approximation that assumes clear, sunny skies year-round. It should not be used in place of more rigorous modeling methods.
- Several V1 calculations utilize the PV array centroid, rather than the actual glare spot location, due to algorithm limitations. This may affect results for large PV footprints. Additional analyses of array sub-sections can provide additional information on expected glare.
- The subtended source angle (glare spot size) is constrained by the PV array footprint size. Partitioning large arrays into smaller sections will reduce the maximum potential subtended angle, potentially impacting results if actual glare spots are larger than the sub-array size. Additional analyses of the combined area of adjacent sub-arrays can provide more information on potential glare hazards. (See previous point on related limitations.)
- Hazard zone boundaries shown in the Glare Hazard plot are an approximation and visual aid. Actual ocular impact outcomes encompass a continuous, not discrete, spectrum.
- Glare locations displayed on receptor plots are approximate. Actual glare-spot locations may differ.
- Glare vector plots are simplified representations of analysis data. Actual glare emanations and results may differ.
- Refer to the **Help page** for detailed assumptions and limitations not listed here.