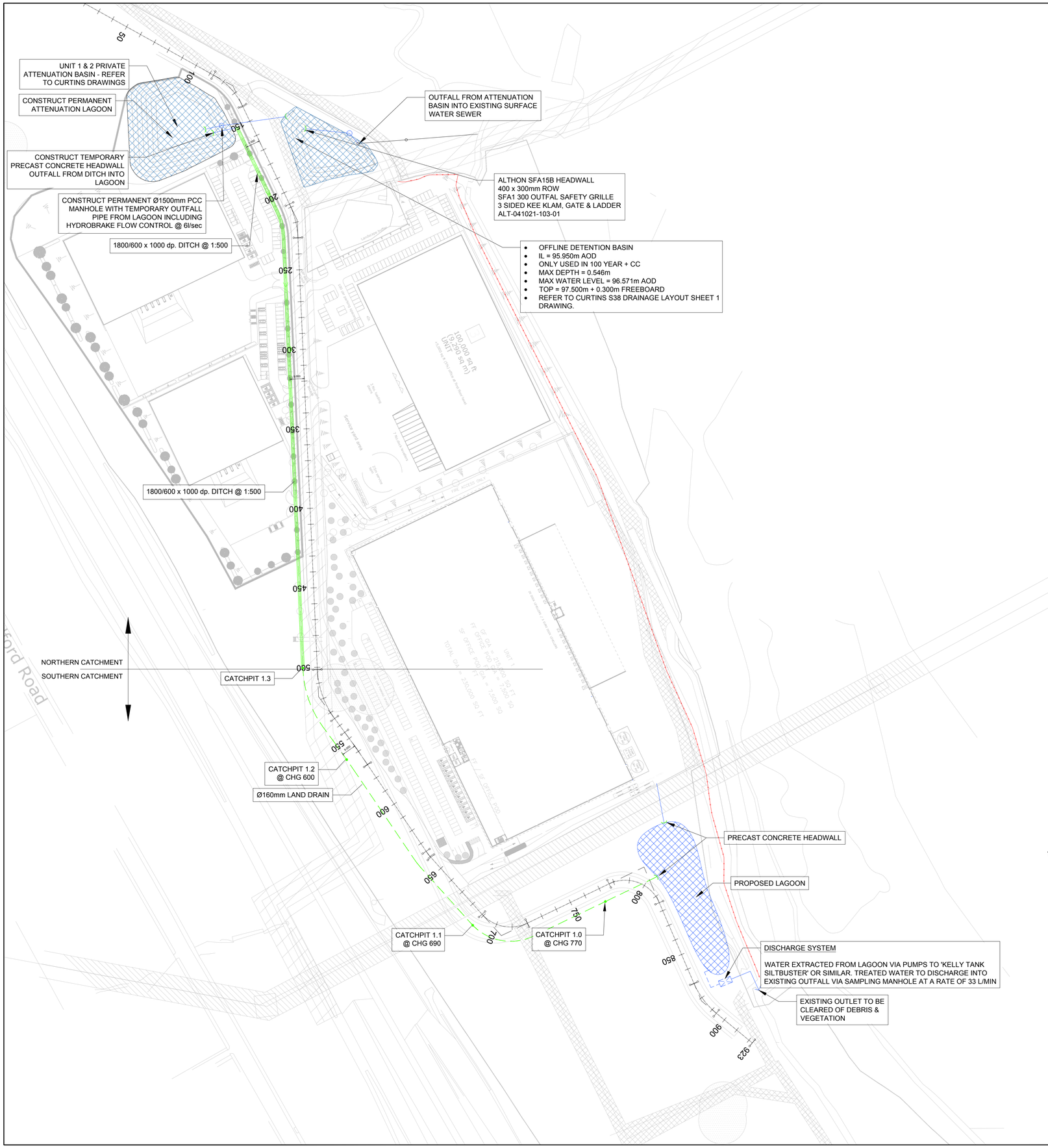

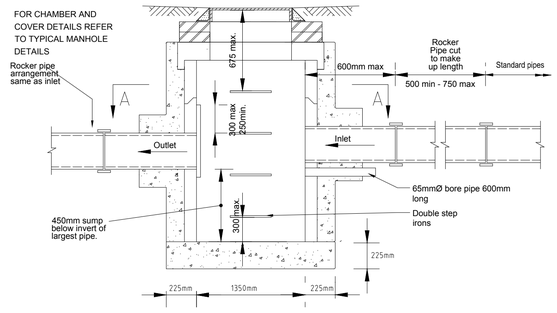

TYPICAL CATCHPIT DETAILS

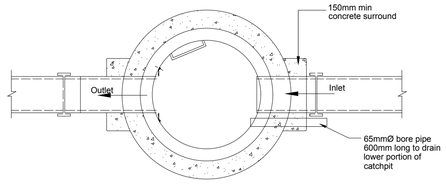

SECTION A - A

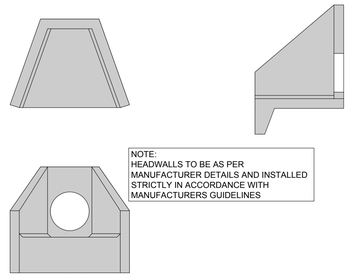

NOTE:
HEADWALLS TO BE AS PER MANUFACTURER DETAILS AND INSTALLED STRICTLY IN ACCORDANCE WITH MANUFACTURERS GUIDELINES

PCC ALTHON HEADWALL

NTS

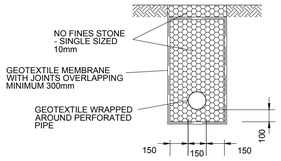

LAND DRAIN

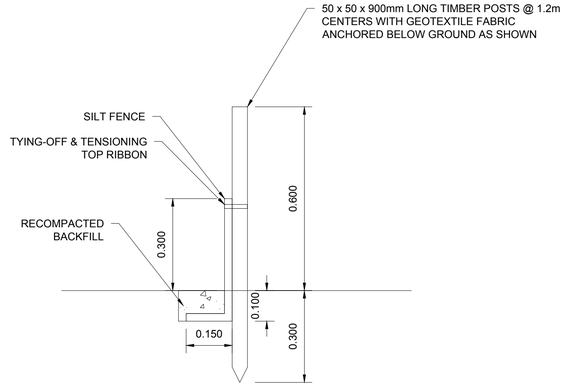

SILT FENCE DETAIL

DESIGNER RISK INFORMATION

IN ADDITION TO THE HAZARDS/RISKS NORMALLY ASSOCIATED WITH THE TYPES OF WORK DETAILED ON THIS DRAWING, NOTE THE FOLLOWING:-

CONSTRUCTION:

MAINTENANCE/CLEANING:

DECOMMISSIONING/DEMOLITION:

IT IS ASSUMED THAT ALL WORKS WILL BE CARRIED OUT BY A COMPETENT CONTRACTOR WORKING, WHERE APPROPRIATE, TO AN APPROVED METHOD STATEMENT.

KEY:

- Ø160mm PLASTIC LAND DRAIN
- PPIC CATCHPIT
- CONCRETE CATCHPIT MANHOLE
- SW DRAIN (SOLID PLASTIC PIPE)
- SW DRAINAGE DITCH @ 1:500
- TEMPORARY GRIP 450mm WIDE
- SILT FENCE
- EXISTING SW SEWER

Rev	Date	Amendment		
P02	30.11.21	ISSUED FOR PLANNING	MR	TM
P01	23.09.21	ISSUED FOR PLANNING	TM	MND

mjm Consulting Engineers Ltd
Southgate House, 38 Southgate, Wakefield WF1 1TL
T: 01924 811 000 mjmc.co.uk

Project:
INTERCHANGE 26
CLECKHEATON

Client:
GMI CONSTRUCTION

Drawing Title:
TEMPORARY DRAINAGE LAYOUT
HIGHWAY WORKS

TM	MND	MND
MJMC Ref: 7891	Scale: 1:1250	Sheet Size: A1
Revision Status: P02	Suitability Status: S2	Date: MAR '21

Suitability Description: FOR INFORMATION

Drawing Reference:
Project - Originator - Zone - Level - File Type - Discipline - Number
7891-MJM-00-00-DR-D-5300

© THIS DRAWING MAY NOT BE COPIED WITHOUT PRIOR WRITTEN PERMISSION