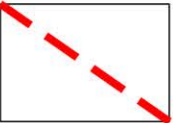


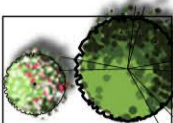
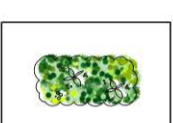








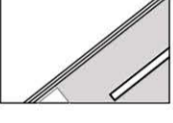

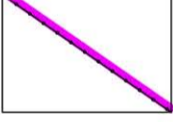
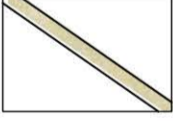








-  **Application Boundary**
-  **Existing Trees to be Retained & Root Protection Area**
(See Arboricultural Impact Assessment 1507C by Quants Environmental)
-  **Trees to be removed**
(See Arboricultural Impact Assessment 1507C by Quants Environmental)
-  **Proposed Trees**
Various - (See Soft M3320-PA-02-Landscape Strategy)
-  **Shrub Borders**
Areas of proposed shrubs planting 450mm depth of 'As Dug' topsoil to BS.
-  **Hedges**
See PA-02-Soft Landscape Strategy
-  **Amenity Grass**
Rolawn or similar approved. Laid on 150mm depth of 'as dug' topsoil to BS
-  **Grass**
Meadow Grass Mix EG1 by Emorsgate or similar approved
-  **Proposed Buildings**
See Architects Plans for details
-  **Block Paving Driveway with Paving Path**
-  **Paving Path**
-  **Tarmac Access Road with kerb**
-  **Sett Edge**
-  **Tarmac Road and visitor parking margin with 600mm service margin to front of properties**
-  **Stone walls**
Various heights
-  **Metal Railings**
Between properties with climbers and rear gardens at Mill
-  **Self Binding Gravel Path with Timber Edge**
-  **Planters to Terraces**
-  **Paving (to rear gardens and terraces)**
-  **Benches in POS**
-  **Stepping stone to Swale crossings**

INDICATIVE PLANTING SCHEDULE

ORNAMENTAL SHRUBS	Size in cm	Root Condition
		Pot size (C)
SHRUBS		
Azalea (Pink)	40-60cm	10L
Azalea (Purple)	40-60cm	10L
Azalea (White)	40-60cm	10L
Bergenia cordifolia	30-40cm	5L
Euonymus alatas 'Compacta'	30-40cm	10L
Chaenomeles x superba Jet Trail	30-40cm	10L
Euonymus 'Gaiety'	30-40cm	10L
Euphorbia amygdaloides var. robbiae	30-40cm	5L
Euphorbia amygdaloides 'Purpurea'	30-40cm	5L
Euphorbia x martini	30-40cm	5L
Geranium x oxonianum 'Wargrave Pink'	30-40cm	5L
Heuchera villosa 'Palace Purple'	30-40cm	5L
Hydrangea arborescens 'Annabelle'	60-80cm	10L
Hydrangea macrophyllum 'Blue Wave'	40-60cm	10L
Hydrangea paniculata 'Vanille Fraise'	60-80cm	10L
Hylotelephium (Herbstfreude Group)	30-40cm	5L
Lavandula angustifolia 'Hidcote'	30-40cm	10L
Liriope muscari	30-40cm	5L
Polystichum aculeatum	30-40cm	5L
Persicaria affinis	30-40cm	5L
Pennisetum alopecuroides 'Little Bunny'	40-60cm	5L
Polystichum polyblepharum	30-40cm	5L
Tiarella cordifolia	30-40cm	5L
Tiarella 'Pink Skyrocket'	30-40cm	5L
Skimmia japonica 'Fragrans'	40-60cm	10L
Skimmia japonica 'Rubella'	40-60cm	10L
Skimmia x confusa 'Kew Green'	40-60cm	10L
Spirea japonica 'Goldflame'	40-60cm	10L


Tiarella 'Pink Skyrocket'	30-40cm	5L
Skimmia japonica 'Fragrans'	40-60cm	10L
Skimmia japonica 'Rubella'	40-60cm	10L
Skimmia x confusa 'Kew Green'	40-60cm	10L
Spirea japonica 'Goldflame'	40-60cm	10L
Viburnum davidii	40-60cm	10L
Euonymus fortunei 'Silver Queen'	60-80cm	10L
Griselinia littoralis	60-80cm	10L
Viburnum tinus 'Eve Price'	60-80cm	10L
Cornus alba 'Elegantissima'	60-80cm	10L
Hydrangea paniculata 'Vanille Fraise'	60-80cm	10L
Hypericum Hidcote	60-80cm	10L
Physocarpus opulifolius 'Summer wine'	60-80cm	10L
Viburnum plicatum 'Watanabe'	60-80cm	10L
Viburnum x carlecephalum	60-80cm	10L

HERBACEOUS PLANTS AND GRASSES		
Carex 'Ice Dance'	N/A	10L
Carex 'Silver Sceptre'	N/A	10L
Saxifraga x urbium	N/A	5L
Persicaria affinis	N/A	5L

CLIMBING SHRUBS		
Hydrangea petiolaris	60-80cm	5L
Wisteria sinensis	200-250cm	10L

TALL SHRUBS - Wider beds		
SHRUBS		
Amelanchier lamarckii	80-100cm	10L
Aucuba japonica	40-60cm	10L
Chaenomeles x superba 'Crimson and Gold'	30-40cm	10L
Cornus alba 'Elegantissima'	80-100cm	10L
Cornus sanguinea 'Midwinter Fire'	80-100cm	10L
Cornus sericea 'Flaviramea'	80-100cm	10L
Colinus Flame	40-60cm	10L
Euonymus japonicus 'Kathy'	60-80cm	10L
Euonymus alatas 'Compacta'	60-80cm	10L
Euonymus fortunei 'Silver Queen'	60-80cm	10L
Euphorbia amygdaloides var. robbiae	30-40cm	5L
Griselinia littoralis	60-80cm	10L
Hydrangea paniculata 'Vanille Fraise'	60-80cm	10L
Hydrangea macrophylla 'Lanarth White' (L)	60-80cm	10L
Hypericum Hidcote	60-80cm	10L
Pennisetum alopecuroides 'Hameln'	60-80cm	10L
Philadelphus 'Belle Etoile'	60-80cm	10L
Photinia 'Red Robin'	60-80cm	10L
Polystichum polyblepharum	30-40cm	5L
Prunus laurocerasus 'Rotundifolia'	100-125cm	10L
Prunus lusitanica	60-80cm	10L
Pyracantha 'Orange Glow'	40-60cm	10L
Rhododendron 'Praecox'	40-60cm	5L
Syringa vulgaris (pale purple)	60-80cm	10L
Viburnum opulus 'Roseum'	60-80cm	10L
Viburnum plicatum 'Watanabe'	60-80cm	10L
Viburnum tinus 'Eve Price'	40-60cm	10L
Viburnum x carlecephalum	60-80cm	10L

V10 Updates to soft landscape following Kirklees comments_22.11.17_ac
 V11 Updates to proposed tree positions following comments_22.11.22_ac
 V12 Bench added to POS_24.11.22_ac



© This drawing, the graphics and the landscape works and ideas depicted therein remains the copyright of Barnes Walker Limited. It is to be used for the project and site only. It is not to be reproduced, stored in a retrieval system, or transmitted in any form or by any means, electronic, mechanical, photocopying, recording, or by any information storage and retrieval system, without the prior written consent of Barnes Walker Limited. If you are not the intended recipient, please contact the sender. If you have received this in error, please notify the sender immediately. If you are not the intended recipient, please do not disseminate, distribute or copy this e-mail. If you have received this in error, please notify the sender immediately. If you are not the intended recipient, please do not disseminate, distribute or copy this e-mail. If you have received this in error, please notify the sender immediately.