

TRANSYT 15
Version: 15.5.2.7994 © Copyright TRL Limited, 2018
For sales and distribution information, program advice and maintenance, contact TRL: +44 (0)1344 379777 software@trl.co.uk www.trisoftware.co.uk
The users of this computer program for the solution of an engineering problem are in no way relieved of their responsibility for the correctness of the solution

Filename: M62 JN 28 CRF Scheme_Mar 20- Scenario 4b - AM - Mitigation - Revised LCC Scheme.t15
Path: Z:\Projects\10127ITM Capitol Park, Leeds F2 (F1A)\Tech\Transyt\TRANSYT - AGREED HE_LCC BASE MODEL (MARCH 2020)\Post-Submission Work\2033 Sensitivity Test
Report generation date: 19/07/2021 23:55:15

»Network Diagrams

«A1 - 2033 Base + Committed + Cumulative AM - Mitigation + Revised LCC scheme : D1 - 2033 Base + Committed + Cumulative AM - Mitigation + Revised LCC scheme* :

- »Summary
- »Network Options
- »Traffic Nodes
- »Arms and Traffic Streams
- »Pedestrian Crossings
- »Local OD Matrix - Local Matrix: 1
- »Signal Timings
- »Results - Link
- »Results - Traffic Stream
- »Data Entry - Stage Start and End
- »Data Entry - Phase
- »Data Entry - Traffic Stream
- »Data entry - Link
- »Results - Pedestrian
- »Traffic Stream Results
- »Pedestrian Crossing Results
- »Network Results
- »Point to Point Journey Time
- »Final Prediction Table

File summary

File description

File title	(untitled)
Location	
Site number	
UTCRegion	
Driving side	Left
Date	01/03/2017
Version	
Status	(new file)
Identifier	
Client	
Jobnumber	
Enumerator	LEEDS\00730414
Description	

Model and Results

Enable controller offsets	Enable fuel consumption	Enable quick flares	Display journey time results	Display level of service results	Display blocking and starvation results	Display end of red and green queue results	Display excess queue results	Display separate uniform and random results	Display unweighted results	Display TRANSYT 12 style timings	Display effective greens in results	Display Red-With-Amber	Display End-Of-Green Amber

Units

Cost units	Speed units	Distance units	Fuel economy units	Fuel rate units	Mass units	Traffic units input	Traffic units results	Flow units	Average delay units	Total delay units	Rate of delay units
£	kph	m	mpg	l/h	kg	PCU	PCU	perHour	s	-Hour	perHour

Sorting

Show names instead of IDs	Sorting direction	Sorting type	Ignore prefixes when sorting	Analysis/demand set sorting	Link grouping	Source grouping	Colour Analysis/Demand Sets
	Ascending	Numerical		ID	Normal	Normal	✓

Network Diagrams



A1 - 2033 Base + Committed + Cumulative AM - Mitigation + Revised LCC scheme

D1 - 2033 Base + Committed + Cumulative AM - Mitigation + Revised LCC scheme*

Summary

Data Errors and Warnings

Severity	Area	Item	Description
Warning	Traffic Stream Data	Arm Bf - Traffic Stream 1	Arm Bf - Traffic Stream 1 is over 200m. Recommend the use of PDM to model platooning effects.
Warning	Traffic Stream Data	Arm Bf - Traffic Stream 2	Arm Bf - Traffic Stream 2 is over 200m. Recommend the use of PDM to model platooning effects.
Warning	Traffic Stream Data	Arm Ff - Traffic Stream 1	Arm Ff - Traffic Stream 1 is over 200m. Recommend the use of PDM to model platooning effects.
Warning	Traffic Stream Data	Arm Ff - Traffic Stream 2	Arm Ff - Traffic Stream 2 is over 200m. Recommend the use of PDM to model platooning effects.
Warning	Traffic Stream Data	Arm xA - Traffic Stream 1	Arm xA - Traffic Stream 1 is over 200m. Recommend the use of PDM to model platooning effects.
Warning	Traffic Stream Data	Arm xA - Traffic Stream 2	Arm xA - Traffic Stream 2 is over 200m. Recommend the use of PDM to model platooning effects.
Warning	Traffic Stream Data	Arm TC38 - Traffic Stream 1	Traffic Stream 1: CTM uses a whole number of cells. CTM is using the length adjusted by 30%.
Warning	Pedestrian Crossing Data	Pedestrian crossing 18	Pedestrian Crossing 18: Traffic Node ID 771-2 is missing.
Warning	Pedestrian Crossing Data	Pedestrian crossing 19	Pedestrian Crossing 19: Traffic Node ID 771-2 is missing.
Warning	Pedestrian Crossing Data	Pedestrian crossing 20	Pedestrian Crossing 20: Traffic Node ID 771-1 is missing.
Warning	Traffic Stream Signals	Arm TC42 - Traffic Stream 1 - Signals (TC777-1, E)	Traffic Stream 1 controlling phase E never runs in the current stage sequence.
Info	Arm Data	Arm xC	No traffic node specified for arm(s): xC
Info	Traffic Stream Signals	Arm TC42 - Traffic Stream 1 - Signals (TC777-1, E)	Traffic Stream 1 controlling phase E never runs in stage sequence 1.

Run Summary

Analysis set used	Run start time	Run finish time	Modelling start time (HH:mm)	Network Cycle Time (s)	Performance Index (£ per hr)	Total network delay (PCU-hr/hr)	Highest DOS (%)	Item with highest DOS	Number of oversaturated items	Percentage of oversaturated items (%)	Item with worst signalised PRC	Item with worst unsignalised PRC	Item with worst over PR
1	19/07/2021 23:54:04	19/07/2021 23:54:18	07:30	120	12767.39	826.19	141.55	50/1	19	12	TC42/1	50/1	TC4

Analysis Set Details

Name	Description	Demand set	Include in report	Locked
2033 Base + Committed + Cumulative AM - Mitigation + Revised LCC scheme		D1	✓	

Demand Set Details

Name	Description	Composite	Demand sets	Start time (HH:mm)	Locked
2033 Base + Committed + Cumulative AM - Mitigation + Revised LCC scheme				07:30	

Network Options

Network timings

Network cycle time (s)	Restrict to SCOOT cycle times	Time segment length (min)	Number of time segments	Modelled time period (min)
120		60	1	60

Signals options

Start displacement (s)	End displacement (s)
2	3

Advanced

Phase minimum broken penalty (£)	Phase maximum broken penalty (£)	Intergreen broken penalty (£)	Starting Red-with-Amber (s)
10000.00	10000.00	10000.00	2

Traffic options

Traffic model	Vehicle flow scaling factor (%)	Pedestrian flow scaling factor (%)	Cruise times or speeds
Platoon Dispersion (PDM)	100	100	Cruise Speeds

Advanced

Resolution	DOS Threshold (%)	Cruise scaling factor (%)	Use link stop weightings	Use link delay weightings	Exclude pedestrians from results calculation	Random delay mode	Type of Vehicle-in-Service	Type of random parameter	PCU Length (m)	Calculate results for Path Segments	Generate PDM Profile Data
1	90	100	✓	✓		Complex	Uniform (TRANSYT)	Uniform (TRANSYT)	5.75		✓

Normal Traffic parameters

Dispersion type	Dispersion coefficient	Travel time coefficient
Default	35	80

Normal Traffic Types

Name	PCU Factor
Normal	1.00

Bus parameters

Name	PCU Factor	Dispersion type	Acceleration (ms ^[-2])	Stationary time coefficient	Cruise time coefficient
Bus	1.00	Default	0.94	30	85

Tram parameters

Name	PCU Factor	Dispersion type	Acceleration (ms ^[-2])	Stationary time coefficient	Cruise time coefficient
Tram	1.00	Default	0.94	100	100

Pedestrian parameters

Dispersion type
Default

Optimisation options

Enable optimisation	Auto redistribute	Optimisation level	Enable OUT Profile accuracy
✓		Offsets And Green Splits	✓

Advanced

Optimisation type	Hill climb increments	OUTProfile accuracy	Use enhanced optimisation	Auto optimisation order	Optimisation order	Master controller	Offsets relative to master controller	Master controller offset after each run
Hill Climb (Fast)	15, 40, -1, 15, 40, 1, -1, 1	50, 50, 5, 5, 0.5, 0.5, 0.05, 0.05		✓	770-1, 770-3, 771-1, 11			Do nothing

Economics

Vehicle Monetary Value Of Delay (£ per PCU-hr)	Vehicle Monetary Value Of Stops (£ per 100 stops)	Pedestrian monetary value of delay (£ per Ped-hr)
14.20	2.60	14.20

Traffic Nodes

Traffic Nodes

Traffic node	Name	Description
(ALL)	(untitled)	

Arms and Traffic Streams

Arms

Arm	Name	Description	Traffic node
A	Dewsbury Rd SB		6
Ac	(untitled)		6
Acf	(untitled)		6
Af	Dewsbury Rd SB		6
B	M62 WB off slip		1
Bc	(untitled)		1
Bcf	(untitled)		1
Bf	M62 WB off slip		1
C	Bradford Rd WB		2
Cf	Bradford Rd WB		2
D	Dewsbury Rd NB		3
Dc	(untitled)		3
Dcf	(untitled)		3
Df	Dewsbury Rd NB		3-2
Dxp	Dewsbury Rd exit SB (ped)		3-2
Ec	(untitled)		4
Ecf	(untitled)		4
Ef	Bradford Rd EB		4
Exp	Bradford Rd exit WB (ped)		4-2
F	M62 EB off slip		5
Fc	(untitled)		5
Ff	M62 EB off slip		5
G	(untitled)		2
Gf	(untitled)		4
xA	Dewsbury Rd exit NB		10
xB	M62 EB on slip		
xC	(untitled)		
xD	Dewsbury Rd exit SB		
xE	Bradford Rd exit WB		
xF	M62 WB on slip		
Cc1	(untitled)		2
E1	Bradford Rd EB (left)		4
Gf1	(untitled)		4
Cc2	(untitled)		2
E2	Bradford Rd EB (ahead)		4
TC5	(untitled)		TC771-6
TC9	(untitled)		TC771-6
TC35	(untitled)		TC771-6
TC36	(untitled)		TC771-6
TC37	(untitled)		TC771-6
TC38	(untitled)		TC771-6
TC39	(untitled)		TC771-6
TC40	(untitled)		TC771-6
TC41	(untitled)		TC771-6
TC42	(untitled)		TC771-6
TC43	(untitled)		
47	(untitled)		2
48	(untitled)		2
49	(untitled)		TC771-6
50	(untitled)		1
51	(untitled)		4-2
53			TC771-6
54			3-2

Traffic Streams

Arm	Traffic Stream	Name	Description	Auto length	Length (m)	Has Saturation Flow	Saturation flow source	Saturation flow (PCU/hr)	Auto-calculate cell saturation flow	Cell saturation flow (PCU/hr)	Is signal controlled	Is give way	Traffic type	Allow Nearside Turn On Red
A	1	(untitled)	M62E	✓	70.18	✓	Directly entered	2050		2050	✓		Normal	
	2	(untitled)	Wake	✓	72.46	✓	Directly entered	2050		2050	✓		Normal	
	3	(untitled)	Dews	✓	74.12	✓	Directly entered	2050		2050	✓		Normal	
	4	(untitled)	Brad/M62W	✓	75.77	✓	Directly entered	2050		2050	✓		Normal	
Ac	1	(untitled)	M62E	✓	89.87	✓	Directly entered	2263		2263	✓		Normal	
	2	(untitled)	Wake	✓	86.66	✓	Directly entered	2263		2263	✓		Normal	
	3	(untitled)	Dews/Brad	✓	82.54	✓	Directly entered	2263		2263	✓		Normal	
Acf	1	(untitled)		✓	71.36	✓	Directly entered	2263		2263			Normal	
	2	(untitled)		✓	71.73	✓	Directly entered	2263		2263			Normal	
Af	1	(untitled)	M62E/Wake	✓	54.84	✓	Directly entered	2050		2050			Normal	
	2	(untitled)	Dews	✓	54.57	✓	Directly entered	2050		2050			Normal	
	3	(untitled)	Brad/M62W	✓	54.68	✓	Directly entered	2050		2050			Normal	
B	1	(untitled)	Wake/Dews	✓	94.67	✓	Directly entered	2050		2050	✓		Normal	
	2	(untitled)	Brad	✓	97.18	✓	Directly entered	2150		2150	✓		Normal	
	3	(untitled)	Leeds	✓	99.69	✓	Directly entered	2100		2100	✓		Normal	
	4	(untitled)		✓	102.42	✓	Directly entered	2050		2050	✓		Normal	
Bc	1	(untitled)	Wake	✓	133.05	✓	Directly entered	2050		2050	✓		Normal	
	2	(untitled)	Dews	✓	131.72	✓	Directly entered	2050		2263	✓		Normal	
	3	(untitled)	Brad/M62W	✓	130.38	✓	Directly entered	2050		2050	✓		Normal	
Bcf	1	(untitled)		✓	67.86	✓	Directly entered	2263		2263			Normal	
	2	(untitled)		✓	68.39	✓	Directly entered	2263		2050			Normal	
	3	(untitled)		✓	67.34	✓	Directly entered	2263		2050			Normal	
	4	(untitled)		✓	67.30	✓	Directly entered	2263		2050			Normal	
Bf	1	(untitled)		✓	227.81	✓	Sum of lanes	1800		1600			Normal	
	2	(untitled)		✓	228.44	✓	Sum of lanes	1800		1700			Normal	
C	1	(untitled)	Dews/Brad	✓	121.13	✓	Directly entered	2100		2050	✓		Normal	
	2	(untitled)	M62W/Brad/Leeds	✓	122.36	✓	Directly entered	2200		2100	✓		Normal	
	3	(untitled)	Leeds/M62E	✓	124.35	✓	Directly entered	2050		1900	✓		Normal	
Cf	1	(untitled)		✓	144.60	✓	Sum of lanes	1965		1965			Normal	
	2	(untitled)		✓	145.86	✓	Sum of lanes	1965		1965			Normal	
	1	(untitled)	Brad/M62		55.00	✓	Directly entered	2050		2050	✓		Normal	

D	2	(untitled)	Leeds		55.00	✓	Directly entered	1850		2075	✓		Normal
	3	(untitled)	Leeds/M62/Wake	✓	56.84	✓	Directly entered	2250		2250	✓		Normal
	4	(untitled)	Leeds/M62/Wake	✓	60.54	✓	Directly entered	2250		2250	✓		Normal
Dc	1	(untitled)	Brad	✓	50.27	✓	Directly entered	2100		2100	✓		Normal
	2	(untitled)	Brad/M62W	✓	48.34	✓	Directly entered	2100		2100	✓		Normal
	3	(untitled)	Leeds	✓	46.42	✓	Directly entered	2100		2100	✓		Normal
	4	(untitled)	Leeds/M62E	✓	44.49	✓	Directly entered	2100		2100	✓		Normal
Dcf	1	(untitled)		✓	65.95	✓	Directly entered	2050		2050			Normal
	2	(untitled)		✓	65.92	✓	Directly entered	2100		2100			Normal
	3	(untitled)		✓	66.37	✓	Directly entered	2100		2100			Normal
	4	(untitled)		✓	66.58	✓	Directly entered	2100		2100			Normal
	5	(untitled)		✓	66.90	✓	Directly entered	2100		2100			Normal
	6	(untitled)		✓	67.13	✓	Directly entered	2100		2100			Normal
Df	1	(untitled)			200.00	✓	Sum of lanes	1900			✓		Normal
	2	(untitled)			200.00	✓	Directly entered	2250			✓		Normal
Dxp	1	(untitled)		✓	46.62	✓	Directly entered	2050			✓		Normal
	2	(untitled)		✓	48.64	✓	Directly entered	2050			✓		Normal
Ec	1	(untitled)	M62W	✓	50.09	✓	Directly entered	2150		2150	✓		Normal
	2	(untitled)	Leeds	✓	48.43	✓	Directly entered	2263		2263	✓		Normal
	3	(untitled)	Leeds	✓	46.77	✓	Directly entered	2263		2263	✓		Normal
	4	(untitled)	M62E	✓	45.11	✓	Directly entered	2250		2250	✓		Normal
Ecf	1	(untitled)		✓	45.94	✓	Directly entered	2100		2100			Normal
	2	(untitled)		✓	46.37	✓	Directly entered	2100		2100			Normal
	3	(untitled)		✓	46.93	✓	Directly entered	2263		2263			Normal
	4	(untitled)		✓	47.50	✓	Directly entered	2300		2300			Normal
	5	(untitled)		✓	48.55	✓	Directly entered	2300		2300			Normal
Ef	1	(untitled)		✓	127.54	✓	Directly entered	1900					Normal
	2	(untitled)		✓	127.54	✓	Sum of lanes	1900					Normal
Exp	1	(untitled)		✓	51.83	✓	Directly entered	2050		2100	✓		Normal
	2	(untitled)		✓	53.71	✓	Directly entered	2050		2100	✓		Normal
F	1	(untitled)	Leeds	✓	85.13	✓	Directly entered	2100		2100	✓		Normal
	2	(untitled)	Wake	✓	85.72	✓	Directly entered	2100		2100	✓		Normal
	3	(untitled)	Dews/Brad	✓	87.25	✓	Directly entered	2100		2100	✓		Normal
	1	(untitled)	Leeds	✓	180.56	✓	Directly entered	2263		2263	✓		Normal

Fc	2	(untitled)	Leeds	✓	178.82	✓	Directly entered	2263		2263	✓		Normal
	3	(untitled)	M62E/Dews	✓	177.67	✓	Directly entered	2263		2263	✓		Normal
Ff	1	(untitled)		✓	275.73	✓	Sum of lanes	1900		1900			Normal
	2	(untitled)		✓	275.39	✓	Sum of lanes	1900		1900			Normal
G	1	(untitled)		✓	156.15	✓	Directly entered	2050		2050	✓		Normal
	2	(untitled)		✓	152.60	✓	Directly entered	2050		2050	✓		Normal
Gf	1	(untitled)		✓	38.89	✓	Directly entered	2050		2050			Normal
	2	(untitled)		✓	38.45	✓	Directly entered	2050		2050			Normal
xA	1	(untitled)		✓	231.00	✓	Directly entered	2263		2263			Normal
	2	(untitled)		✓	231.79	✓	Directly entered	2263		2263			Normal
xB	1	(untitled)		✓	77.15								Normal
xC	1	(untitled)		✓	115.60	✓	Sum of lanes	1900		1900			Normal
	2	(untitled)		✓	115.98	✓	Sum of lanes	1900		1900			Normal
xD	1	(untitled)		✓	121.71								Normal
	2	(untitled)		✓	122.74								Normal
xE	1	(untitled)		✓	173.89								Normal
	2	(untitled)		✓	173.83								Normal
xF	1	(untitled)		✓	162.53								Normal
Cc1	1	(untitled)	Wake	✓	95.71	✓	Directly entered	2050		2050	✓		Normal
E1	1	(untitled)	M62W/Leeds		80.00	✓	Directly entered	2050		1900	✓		Normal
	2	(untitled)	Leeds/M62E		80.00	✓	Directly entered	2200		2100	✓		Normal
Gf1	1	(untitled)		✓	47.81							✓	Normal
Cc2	2	(untitled)	Dews	✓	90.44	✓	Directly entered	2150		2100	✓		Normal
	3	(untitled)	Brad/M62W	✓	89.19	✓	Directly entered	2050		2050	✓		Normal
	4	(untitled)	Dews/Brad	✓	90.59	✓	Directly entered	2150		2100	✓		Normal
	5	(untitled)	Leeds	✓	88.24	✓	Directly entered	2050		2050	✓		Normal
	6	(untitled)	Leeds	✓	87.85	✓	Directly entered	2050		2050	✓		Normal
E2	3	(untitled)	Wake	✓	53.28	✓	Directly entered	2150		2050	✓		Normal
	4	(untitled)	Wake	✓	54.33	✓	Directly entered	2050		2050	✓		Normal
TC5	2	(untitled)		✓	23.03	✓	Sum of lanes	2263		2263	✓		Normal
	3	(untitled)		✓	23.02	✓	Directly entered	2263		2263	✓		Normal
	4	(untitled)		✓	24.43	✓	Sum of lanes	1800		2263	✓		Normal
TC9	1	(untitled)		✓	91.71	✓	Directly entered	1925		1925	✓		Normal
	2	(untitled)		✓	92.11	✓	Sum of lanes	1966		1966	✓		Normal
	3	(untitled)		✓	92.69	✓	Sum of lanes	1947		1947	✓		Normal
TC35	1	(untitled)		✓	24.16	✓	Directly entered	1900		2263	✓		Normal
TC36	1	(untitled)		✓	25.22	✓	Sum of lanes	1800					Normal

TC37	1	(untitled)		✓	44.32	✓	Directly entered	1850		1850	✓		Normal
TC38	1	(untitled)		✓	21.32	✓	Directly entered	1850		1850		✓	Normal
TC39	2	(untitled)		✓	35.24	✓	Directly entered	2263		2263			Normal
	3	(untitled)		✓	33.28	✓	Directly entered	2263		2263			Normal
TC40	2	(untitled)		✓	58.74								Normal
	3	(untitled)		✓	55.82								Normal
TC41	1	(untitled)		✓	54.63	✓	Directly entered	1850		1850	✓		Normal
	2	(untitled)		✓	55.07	✓	Directly entered	1850		1850	✓		Normal
TC42	1	(untitled)		✓	23.35	✓	Sum of lanes	1771			✓		Normal
TC43	1	(untitled)		✓	52.01	✓	Sum of lanes	1800					Normal
47	1	(untitled)		✓	133.63	✓	Directly entered	1300		1300			Normal
48	1	(untitled)		✓	55.12	✓	Sum of lanes	1965					Normal
49	1	(untitled)		✓	26.24	✓	Directly entered	1900					Normal
	2	(untitled)		✓	26.24	✓	Directly entered	1900					Normal
50	1	(untitled)		✓	48.15	✓	Sum of lanes	1900					Normal
51	1	(untitled)		✓	37.47	✓	Sum of lanes	1900					Normal
53	1				91.00	✓	Sum of lanes	1800			✓		Normal
54	1				200.00	✓	Sum of lanes	1800			✓		Normal

Lanes

Arm	Traffic Stream	Lane	Name	Description	Use RR67	Surface condition	Site quality factor	Gradient (%)	Width (m)	Use connector turning radius	Proportion that turn (%)	Turning radius (m)	Nearside lane	Saturation flow (PCU/hr)
A	1	1	(untitled)											
	2	2	(untitled)											
	3	3	(untitled)											
	4	4	(untitled)											
Ac	1	1	(untitled)											
	2	2	(untitled)											
	3	3	(untitled)											
Acf	1	1	(untitled)											
	2	2	(untitled)											
Af	1	1	(untitled)											
	2	2	(untitled)											
	3	3	(untitled)											
B	1	1	(untitled)											
	2	2	(untitled)											
	3	3	(untitled)											
	4	4	(untitled)											
Bc	1	1	(untitled)											
	2	1	(untitled)											
	3	1	(untitled)											
Bcf	1	1	(untitled)											
	2	1	(untitled)											
	3	1	(untitled)											
	4	1	(untitled)											

xE	1	1	(untitled)											
	2	2	(untitled)											
xF	1	1	(untitled)											
Cc1	1	1	(untitled)											
E1	1	1	(untitled)											
	2	2	(untitled)											
Gf1	1	1	(untitled)											
Cc2	2	2	(untitled)											
	3	3	(untitled)											
	4	4	(untitled)											
	5	5	(untitled)											
	6	5	(untitled)											
E2	3	3	(untitled)											
	4	4	(untitled)											
TC5	2	1	(untitled)		✓	N/A	Clearly Good	0	3.50	✓	0	99999.00		2263
	3	1	(untitled)											
	4	1	(untitled)											1800
TC9	1	1	(untitled)											
	2	1	(untitled)		✓	N/A	Average	0	3.70	✓	0	99999.00		1966
	3	1	(untitled)		✓	N/A	Average	0	3.50	✓	0	99999.00		1947
TC35	1	1	(untitled)											
TC36	1	1	(untitled)											1800
TC37	1	1	(untitled)											
TC38	1	1	(untitled)											
TC39	2	1	(untitled)											
	3	1	(untitled)											
TC40	2	1	(untitled)											
	3	1	(untitled)											
TC41	1	1	(untitled)											
	2	1	(untitled)											
TC42	1	1	(untitled)		✓	N/A	Average	0	3.00	✓	0	9.44	✓	1771
TC43	1	1	(untitled)											1800
47	1	1	(untitled)											
48	1	1	(untitled)											1965
49	1	2	(untitled)											
	2	1	(untitled)											
50	1	1	(untitled)											1900
51	1	1	(untitled)											1900
53	1	1	(untitled)											1800
54	1	1	(untitled)											1800

Modelling

Arm	Traffic Stream	Traffic model	Stop weighting multiplier (%)	Delay weighting multiplier (%)	Assignment Cost Weighting (%)	Exclude from results calculation	Max queue storage (PCU)	Has queue limit	Queue limit (PCU)	Excess queue penalty (£)	Has degree of saturation limit	Degree of saturation limit (%)	Excess degree of saturation penalty (£)	Low degree of saturation penalty (£)
A	1	CTM	100	100	100		0.00							
	2	CTM	100	100	100		0.00							
	3	CTM	100	100	100		0.00							
	4	CTM	100	100	100		0.00							
Ac	1	CTM	100	100	100		0.00							
	2	CTM	100	100	100		0.00							
	3	CTM	100	100	100		0.00							
Acf	1	CTM	100	100	100		0.00							
	2	CTM	100	100	100		0.00							
Af	1	CTM	100	100	100		0.00							
	2	CTM	100	100	100		0.00							
	3	CTM	100	100	100		0.00							

B	1	CTM	100	100	100	0.00								
	2	CTM	100	100	100	0.00								
	3	CTM	100	100	100	0.00								
	4	CTM	100	100	100	0.00								
Bc	1	CTM	100	100	100	0.00								
	2	CTM	100	100	100	0.00								
	3	CTM	100	100	100	0.00								
Bcf	1	CTM	100	100	100	0.00								
	2	CTM	100	100	100	0.00								
	3	CTM	100	100	100	0.00								
	4	CTM	100	100	100	0.00								
Bf	1	CTM	100	100	100	0.00								
	2	CTM	100	100	100	0.00								
C	1	CTM	100	100	100	0.00								
	2	CTM	100	100	100	0.00								
	3	CTM	100	100	100	0.00								
Cf	1	CTM	100	100	100	0.00								
	2	CTM	100	100	100	0.00								
D	1	CTM	100	100	100	0.00								
	2	CTM	100	100	100	0.00								
	3	CTM	100	100	100	0.00								
	4	CTM	100	100	100	0.00								
Dc	1	CTM	100	100	100	0.00								
	2	CTM	100	100	100	0.00								
	3	CTM	100	100	100	0.00								
	4	CTM	100	100	100	0.00								
Dcf	1	CTM	100	100	100	0.00								
	2	CTM	100	100	100	0.00								
	3	CTM	100	100	100	0.00								
	4	CTM	100	100	100	0.00								
	5	CTM	100	100	100	0.00								
	6	CTM	100	100	100	0.00								
Df	1	NetworkDefault	100	100	100	0.00								
	2	NetworkDefault	100	100	100	0.00								
Dxp	1	NetworkDefault	100	100	100	0.00								
	2	NetworkDefault	100	100	100	0.00								
Ec	1	CTM	100	100	100	0.00								
	2	CTM	100	100	100	0.00								
	3	CTM	100	100	100	0.00								
	4	CTM	100	100	100	0.00								
Ecf	1	CTM	100	100	100	0.00								
	2	CTM	100	100	100	0.00								
	3	CTM	100	100	100	0.00								
	4	CTM	100	100	100	0.00								
	5	CTM	100	100	100	0.00								
Ef	1	NetworkDefault	100	100	100	0.00								
	2	NetworkDefault	100	100	100	0.00								
Exp	1	CTM	100	100	100	0.00								
	2	CTM	100	100	100	0.00								
F	1	CTM	100	100	100	0.00								
	2	CTM	100	100	100	0.00								
	3	CTM	100	100	100	0.00								
Fc	1	CTM	100	100	100	0.00								
	2	CTM	100	100	100	0.00								
	3	CTM	100	100	100	0.00								
Ff	1	CTM	100	100	100	0.00								
	2	CTM	100	100	100	0.00	✓	0.00	0.00	✓	2	0.00	0.00	

Normal traffic - Modelling

Arm	Traffic Stream	Stop weighting (%)	Delay weighting (%)
(ALL)	(ALL)	100	100

Normal traffic - Advanced

Arm	Traffic Stream	Dispersion type for Normal Traffic
(ALL)	(ALL)	NetworkDefault

Flows

Arm	Traffic Stream	Total Flow (PCU/hr)	Normal Flow (PCU/hr)
A	1	430	430
	2	171	171
	3	360	360
	4	540	540
Ac	1	1155	1155
	2	230	230
	3	401	401
Acf	1	1385	1385
	2	401	401
Af	1	601	601
	2	360	360
	3	540	540
B	1	422	422
	2	435	435
	3	532	532
	4	578	578
Bc	1	401	401
	2	535	535
	3	765	765
Bcf	1	1585	1585
	2	401	401
	3	535	535
	4	765	765
Bf	1	857	857
	2	1110	1110
C	1	528	528
	2	481	481
	3	596	596
Cf	1	528	528
	2	1077	1077
D	1	539	539
	2	593	593
	3	560	560
	4	636	636
Dc	1	983	983
	2	891	891
	3	786	786
	4	951	951
Dcf	1	1009	1009
	2	217	217
	3	983	983
	4	891	891
	5	786	786
	6	951	951
Df	1	1118	1118
	2	1196	1196

Dxp	1	1009	1009
	2	217	217
Ec	1	849	849
	2	1379	1379
	3	1473	1473
	4	636	636
Ecf	1	1072	1072
	2	1341	1341
	3	1379	1379
	4	1473	1473
	5	674	674
Ef	1	907	907
	2	509	509
Exp	1	1072	1072
	2	492	492
F	1	310	310
	2	310	310
	3	323	323
Fc	1	1614	1614
	2	1507	1507
	3	1219	1219
Ff	1	619	619
	2	323	323
G	1	280	280
	2	267	267
Gf	1	261	261
	2	248	248
xA	1	1774	1774
	2	1723	1723
xB	1	1585	1585
xC	1	500	500
	2	484	484
xD	1	1009	1009
	2	217	217
xE	1	1072	1072
	2	492	492
xF	1	904	904
Cc1	1	437	437
E1	1	324	324
	2	583	583
Gf1	1	38	38
Cc2	2	921	921
	3	410	410
	4	760	760
	5	563	563
	6	578	578
E2	3	261	261
	4	248	248
TC5	2	1186	1186
	3	1723	1723
	4	0	0
TC9	1	496	496
	2	352	352
	3	451	451
TC35	1	588	588
TC36	1	230	230
TC37	1	41	41
TC38	1	41	41

TC39	2	1186	1186
	3	1723	1723
TC40	2	1227	1227
	3	1723	1723
TC41	1	95	95
	2	95	95
TC42	1	0	0
TC43	1	0	0
47	1	984	984
48	1	1605	1605
49	1	508	508
	2	803	803
50	1	1967	1967
51	1	942	942
53	1	12	12
54	1	14	14

Signals

Am	Traffic Stream	Controller stream	Phase	Second phase enabled
A	1	771-2	E	
	2	771-2	E	
	3	771-2	E	
	4	771-2	E	
Ac	1	771-2	D	
	2	771-2	D	
	3	771-2	D	
B	1	769-1	B	
	2	769-1	B	
	3	769-1	B	
	4	769-1	B	
Bc	1	769-1	A	
	2	769-1	A	
	3	769-1	A	
C	1	769-2	G	
	2	769-2	G	
	3	769-2	G	
D	1	770-1	B	
	2	770-1	B	
	3	770-1	B	
	4	770-1	B	
Dc	1	770-1	A	
	2	770-1	A	
	3	770-1	A	
	4	770-1	A	
Df	1	11	B	
	2	11	B	
Dxp	1	770-2	D	
	2	770-2	D	
Ec	1	770-3	F	
	2	770-3	F	
	3	770-3	F	
	4	770-3	F	
Exp	1	770-4	L	
	2	770-4	L	
F	1	771-1	B	
	2	771-1	B	
	3	771-1	B	
	1	771-1	A	

Fc	2	771-1	A
	3	771-1	A
G	1	769-2	F
	2	769-2	F
Cc1	1	769-2	E
E1	1	770-3	G
	2	770-3	G
Cc2	2	769-2	D
	3	769-2	D
	4	769-2	D
	5	769-2	D
	6	769-2	D
E2	3	770-3	H
	4	770-3	H
TC5	2	TC777-1	A
	3	TC777-1	A
	4	TC777-1	C
TC9	1	TC777-1	B
	2	TC777-1	B
	3	TC777-1	B
TC35	1	TC777-1	A
TC37	1	TC777-2	J
TC41	1	TC777-1	D
	2	TC777-1	D
TC42	1	TC777-1	E
53	1	TC777-1	J
54	1	11	A

Entry Sources

Arm	Traffic Stream	Cruise time for Normal Traffic (s)	Cruise speed for Normal Traffic (kph)
Df	1	24.00	30.00
	2	24.00	30.00
Ef	1	15.31	30.00
	2	15.31	30.00
TC36	1	3.03	30.00
TC42	1	2.80	30.00
48	1	6.61	30.00
49	1	3.15	30.00
	2	3.15	30.00
50	1	5.78	30.00
51	1	4.50	30.00
54	1	24.00	30.00

Sources

Arm	Traffic Stream	Source	Source traffic stream	Destination traffic stream	Cruise time for Normal Traffic (s)	Cruise speed for Normal Traffic (kph)	Auto turning radius	Traffic turn style	Turning radius (m)
A	1	1	Af/1	A/1	5.26	48.00	✓	Straight	Straight Movement
	2	1	Af/1	A/2	5.43	48.00	✓	Straight	Straight Movement
	3	1	Af/2	A/3	5.56	48.00	✓	Straight	Straight Movement
	4	1	Af/3	A/4	5.68	48.00	✓	Straight	Straight Movement
Ac	1	1	Acf/1	Ac/1	6.74	48.00	✓	Offside	48.59
	2	1	Acf/1	Ac/2	8.91	35.00	✓	Offside	46.08
	3	1	Acf/2	Ac/3	6.19	48.00	✓	Offside	42.76

Acf	1	1	F/2	Acf/1	5.35	48.00	✓	Straight	Straight Movement
	2	1	F/3	Acf/2	7.38	35.00	✓	Straight	Straight Movement
Af	1	1	TC42/1	Af/1	6.58	30.00	✓	Nearside	10.60
	2	1	TC42/1	Af/2	6.55	30.00	✓	Nearside	10.60
	3	1	TC42/1	Af/3	6.56	30.00	✓	Nearside	10.60
B	1	1	Bf/1	B/1	7.10	48.00	✓	Straight	Straight Movement
	2	1	Bf/1	B/2	7.29	48.00	✓	Straight	Straight Movement
	3	1	Bf/2	B/3	7.48	48.00	✓	Straight	Straight Movement
	4	1	Bf/2	B/4	12.29	30.00	✓	Straight	Straight Movement
Bc	1	1	Bcf/2	Bc/1	9.98	48.00	✓	Offside	37.77
	2	1	Bcf/3	Bc/2	9.88	48.00	✓	Offside	34.46
	3	1	Bcf/4	Bc/3	9.78	48.00	✓	Offside	31.14
Bcf	1	1	A/1	Bcf/1	5.09	48.00	✓	Nearside	74.24
	2	1	A/2	Bcf/2	7.24	34.00	✓	Nearside	77.56
	3	1	A/3	Bcf/3	7.13	34.00	✓	Nearside	80.87
	4	1	A/4	Bcf/4	7.13	34.00	✓	Nearside	84.19
Bf	1	1	50/1	Bf/1	27.34	30.00	✓	Straight	Straight Movement
	2	1	50/1	Bf/2	27.41	30.00	✓	Straight	Straight Movement
C	1	1	Cf/1	C/1	14.54	30.00	✓	Offside	59.30
	2	1	Cf/2	C/2	14.68	30.00	✓	Offside	55.98
	3	1	Cf/2	C/3	14.92	30.00	✓	Offside	53.27
Cf	1	1	48/1	Cf/1	17.35	30.00	✓	Straight	Straight Movement
	2	1	48/1	Cf/2	17.50	30.00	✓	Straight	Straight Movement
D	1	1	Df/1	D/1	4.13	48.00	✓	Straight	Straight Movement
	2	1	Df/1	D/2	4.13	48.00	✓	Straight	Straight Movement
	3	1	Df/2	D/3	4.26	48.00	✓	Straight	Straight Movement
	4	1	Df/2	D/4	4.54	48.00	✓	Straight	Straight Movement
Dc	1	1	Dcf/3	Dc/1	3.77	48.00	✓	Offside	52.98
	2	1	Dcf/4	Dc/2	3.63	48.00	✓	Offside	49.67
	3	1	Dcf/5	Dc/3	3.48	48.00	✓	Offside	46.35
	4	1	Dcf/6	Dc/4	3.34	48.00	✓	Offside	43.04
Dcf	1	1	Cc2/2	Dcf/1	4.95	48.00	✓	Straight	Straight Movement
	2	1	Cc2/4	Dcf/2	4.94	48.00	✓	Straight	Straight Movement
	3	1	Cc2/4	Dcf/3	4.98	48.00	✓	Straight	Straight Movement
	4	1	C/2	Dcf/4	4.99	48.00	✓	Nearside	58.86
	5	1	Cc2/5	Dcf/5	5.02	48.00	✓	Straight	Straight Movement
	6	1	C/3	Dcf/6	5.04	48.00	✓	Nearside	62.17
Dxp	1	1	Dcf/1	Dxp/1	3.50	48.00	✓	Nearside	80.62
	2	1	Dcf/2	Dxp/2	3.65	48.00	✓	Nearside	83.93
Ec	1	1	Ecf/2	Ec/1	3.76	48.00	✓	Offside	76.42
	2	1	Ecf/3	Ec/2	3.63	48.00	✓	Offside	73.10
	3	1	Ecf/4	Ec/3	3.51	48.00	✓	Offside	69.79
	4	1	Ecf/5	Ec/4	3.38	48.00	✓	Offside	66.48
	1	1	Dc/1	Ecf/1	3.45	48.00	✓	Offside	76.11
	2	1	Dc/2	Ecf/2	3.48	48.00	✓	Offside	72.80

Ecf	3	1	Dc/3	Ecf/3	3.52	48.00	✓	Offside	69.49
	4	1	Dc/4	Ecf/4	3.56	48.00	✓	Offside	66.17
	5	1	Dc/4	Ecf/5	3.64	48.00	✓	Offside	62.86
Exp	1	1	Ecf/1	Exp/1	3.89	48.00	✓	Nearside	52.96
	2	1	Ecf/2	Exp/2	4.03	48.00	✓	Nearside	56.27
F	1	1	Ff/1	F/1	6.38	48.00	✓	Straight	Straight Movement
	2	1	Ff/1	F/2	6.43	48.00	✓	Straight	Straight Movement
	3	1	Ff/2	F/3	6.54	48.00	✓	Straight	Straight Movement
Fc	1	1	Ec/2	Fc/1	18.57	35.00	✓	Straight	Straight Movement
	2	1	Ec/3	Fc/2	18.39	35.00	✓	Straight	Straight Movement
	3	1	Ec/4	Fc/3	18.27	35.00	✓	Straight	Straight Movement
Ff	1	1	5f/1	Ff/1	33.09	30.00	✓	Straight	Straight Movement
	2	1	5f/1	Ff/2	33.05	30.00	✓	Straight	Straight Movement
G	1	1	Gf/1	G/1	16.06	35.00	✓	Offside	96.83
	2	1	Gf/2	G/2	11.45	48.00	✓	Offside	93.51
Gf	1	1	E2/3	Gf/1	2.92	48.00	✓	Straight	Straight Movement
	2	1	E2/4	Gf/2	2.88	48.00	✓	Straight	Straight Movement
xA	1	1	F/1	xA/1	17.33	48.00	✓	Straight	Straight Movement
	2	1	Fc/2	xA/2	17.38	48.00	✓	Straight	Straight Movement
xB	1	1	Bcf/1	xB/1	5.79	48.00	✓	Nearside	59.55
xC	1	1	G/1	xC/1	8.67	48.00	✓	Straight	Straight Movement
	2	1	G/2	xC/2	8.70	48.00	✓	Straight	Straight Movement
xD	1	1	Dxp/1	xD/1	9.13	48.00	✓	Nearside	30.26
	2	1	Dxp/2	xD/2	9.21	48.00	✓	Nearside	33.58
xE	1	1	Exp/1	xE/1	13.04	48.00	✓	Straight	Straight Movement
	2	1	Exp/2	xE/2	13.04	48.00	✓	Straight	Straight Movement
xF	1	1	Ec/1	xF/1	12.19	48.00	✓	Straight	Straight Movement
Cc1	1	1	B/1	Cc1/1	8.61	40.00	✓	Straight	Straight Movement
E1	1	1	Ef/1	E1/1	6.00	48.00	✓	Nearside	26.33
	2	1	Ef/1	E1/2	6.00	48.00	✓	Nearside	28.96
Gf1	1	1	Ecf/5	Gf1/1	3.59	48.00	✓	Offside	21.77
Cc2	2	1	B/1	Cc2/2	8.14	40.00	✓	Straight	Straight Movement
	3	1	B/3	Cc2/3	8.03	40.00	✓	Straight	Straight Movement
	4	1	B/2	Cc2/4	8.15	40.00	✓	Straight	Straight Movement
	5	1	B/3	Cc2/5	7.94	40.00	✓	Straight	Straight Movement
	6	1	B/4	Cc2/6	7.91	40.00	✓	Straight	Straight Movement
E2	3	1	Ef/2	E2/3	4.00	48.00	✓	Nearside	43.25
	4	1	Ef/2	E2/4	4.07	48.00	✓	Nearside	43.25
TC5	2	1	xA/1	TC5/2	2.76	30.00	✓	Straight	Straight Movement
	3	1	xA/2	TC5/3	2.76	30.00	✓	Straight	Straight Movement

	4	1	xA/2	TC5/4	2.93	30.00	✓	Straight	Straight Movement
TC9	1	1	49/1	TC9/1	11.00	30.00	✓	Straight	Straight Movement
	2	1	49/2	TC9/2	11.05	30.00	✓	Straight	Straight Movement
	3	1	49/2	TC9/3	11.12	30.00	✓	Straight	Straight Movement
TC35	1	1	xA/1	TC35/1	2.90	30.00	✓	Straight	Straight Movement
TC37	1	1	TC36/1	TC37/1	3.19	50.00	✓	Nearside	46.04
TC38	1	1	TC37/1	TC38/1	1.53	50.00	✓	Straight	Straight Movement
TC39	2	1	TC5/2	TC39/2	2.54	50.00	✓	Straight	Straight Movement
	3	1	TC5/3	TC39/3	2.40	50.00	✓	Straight	Straight Movement
TC40	2	1	TC38/1	TC40/2	4.23	50.00	✓	Nearside	11.92
	3	1	TC39/3	TC40/3	4.02	50.00	✓	Offside	77.43
TC41	1	1	TC36/1	TC41/1	3.93	50.00	✓	Straight	Straight Movement
	2	1	TC36/1	TC41/2	3.97	50.00	✓	Straight	Straight Movement
TC43	1	1	TC9/1	TC43/1	3.74	50.00	✓	Nearside	6.11
47	1	1	xC/1	47/1	16.04	30.00	✓	Straight	Straight Movement
53	1	1	49/1	53/1	10.92	30.00	✓	Straight	Straight Movement
Acf	1	2	Fc/3	Acf/1	5.35	48.00	✓	Straight	Straight Movement
	2	2	Fc/3	Acf/2	7.38	35.00	✓	Straight	Straight Movement
Af	1	2	TC9/1	Af/1	6.58	30.00	✓	Straight	Straight Movement
	2	2	TC9/2	Af/2	6.55	30.00	✓	Straight	Straight Movement
	3	2	TC9/3	Af/3	6.56	30.00	✓	Straight	Straight Movement
Bcf	1	2	Ac/1	Bcf/1	4.29	57.00	✓	Offside	91.31
	2	2	Ac/2	Bcf/2	4.32	57.00	✓	Offside	88.00
	3	2	Ac/3	Bcf/3	4.25	57.00	✓	Offside	84.69
	4	2	Ac/3	Bcf/4	4.25	57.00	✓	Offside	84.69
D	1	2	54/1	D/1	4.13	48.00	✓	Straight	Straight Movement
	2	2	54/1	D/2	4.13	48.00	✓	Straight	Straight Movement
	3	2	54/1	D/3	4.26	48.00	✓	Straight	Straight Movement
	4	2	54/1	D/4	4.54	48.00	✓	Straight	Straight Movement
Dcf	1	2	C/1	Dcf/1	4.95	48.00	✓	Nearside	55.54
	2	2	C/1	Dcf/2	4.94	48.00	✓	Nearside	55.54
	3	2	C/1	Dcf/3	4.98	48.00	✓	Nearside	55.54
	4	2	Cc2/3	Dcf/4	4.99	48.00	✓	Straight	Straight Movement
	5	2	C/3	Dcf/5	5.02	48.00	✓	Nearside	62.17
	6	2	Cc2/6	Dcf/6	5.04	48.00	✓	Offside	96.74
Ecf	1	2	D/1	Ecf/1	3.45	48.00	✓	Nearside	43.36
	2	2	D/1	Ecf/2	3.48	48.00	✓	Nearside	43.36
	3	2	D/2	Ecf/3	3.52	48.00	✓	Nearside	46.68
	4	2	D/3	Ecf/4	3.56	48.00	✓	Nearside	49.99
	5	2	D/4	Ecf/5	3.64	48.00	✓	Nearside	53.30
Fc	1	2	E1/1	Fc/1	20.31	32.00	✓	Nearside	58.94
	2	2	E1/1	Fc/2	20.12	32.00	✓	Nearside	60.85
	3	2	E1/2	Fc/3	19.99	32.00	✓	Nearside	64.16

G	1	2	Gf1/1	G/1	16.06	35.00	✓	Offside	17.91
	2	2	Gf1/1	G/2	11.45	48.00	✓	Offside	15.13
xA	1	2	Fc/1	xA/1	17.33	48.00	✓	Straight	Straight Movement
	2	2	Fc/1	xA/2	17.38	48.00	✓	Straight	Straight Movement
xC	1	2	Cc1/1	xC/1	8.67	48.00	✓	Nearside	56.51
	2	2	Cc1/1	xC/2	8.70	48.00	✓	Nearside	57.28
xF	1	2	E1/1	xF/1	12.19	48.00	✓	Nearside	40.67
Cc1	1	2	Bc/1	Cc1/1	6.38	54.00	✓	Straight	Straight Movement
Cc2	2	2	Bc/1	Cc2/2	10.85	30.00	✓	Straight	Straight Movement
	3	2	Bc/3	Cc2/3	10.70	30.00	✓	Offside	96.59
	4	2	Bc/3	Cc2/4	10.87	30.00	✓	Offside	98.73
	5	2	Bc/3	Cc2/5	10.59	30.00	✓	Offside	93.28
	6	2	Bc/3	Cc2/6	10.54	30.00	✓	Offside	89.96
TC39	2	2	TC42/1	TC39/2	2.54	50.00	✓	Offside	9.44
	3	2	TC42/1	TC39/3	2.40	50.00	✓	Offside	9.44
TC40	2	2	TC39/2	TC40/2	4.23	50.00	✓	Offside	80.74
TC43	1	2	TC5/4	TC43/1	3.74	50.00	✓	Offside	21.45
47	1	2	xC/2	47/1	16.04	30.00	✓	Straight	Straight Movement
Acf	1	3	Fc/2	Acf/1	5.35	48.00	✓	Straight	Straight Movement
Af	1	3	TC41/1	Af/1	6.58	30.00	✓	Offside	6.19
	2	3	TC41/2	Af/2	6.55	30.00	✓	Offside	6.00
	3	3	TC41/2	Af/3	6.56	30.00	✓	Offside	6.00
Bcf	2	3	Ac/3	Bcf/2	4.32	57.00	✓	Offside	84.69
xA	2	3	F/2	xA/2	17.38	48.00	✓	Straight	Straight Movement
Cc2	2	3	Bc/2	Cc2/2	10.85	30.00	✓	Straight	Straight Movement
Af	1	4	53/1	Af/1	6.58	30.00	✓	Straight	Straight Movement
	2	4	53/1	Af/2	6.55	30.00	✓	Straight	Straight Movement
	3	4	53/1	Af/3	6.56	30.00	✓	Straight	Straight Movement

Give Way Data

Arm	Traffic Stream	Opposed traffic	Use Step-wise Opposed Turn Model	Visibility restricted
(ALL)	1	AllTraffic		

Give Way Data - All Movements - Conflicts

Traffic Stream	Description	Controlling type	Controlling traffic stream	Percentage opposing (%)	Slope coefficient	Upstream signals visible	Conflict shift	Conflict duration
1		TrafficStream	Gf/1	100	0.22		4	0
		TrafficStream	Gf/2	100	0.22		4	4
		TrafficStream	TC39/2	100	0.22		0	0
		TrafficStream	TC39/3	100	0.22		0	0

Pedestrian Crossings

Pedestrian Crossings

Crossing	Name	Description	Traffic node	Allow walk on red	Crossing type	Length (m)	Cruise time (seconds)	Cruise speed (kph)
1	(untitled)		3-2		Nearside	3.00	2.00	5.40
2	(untitled)		3		Nearside	3.00	2.00	5.40
3	(untitled)		4-2		Nearside	3.00	2.00	5.40
4	(untitled)		4		Nearside	3.00	2.00	5.40
5	(untitled)		4		Nearside	3.00	2.00	5.40
6	(untitled)		4		Nearside	3.00	2.00	5.40
7	(untitled)		5		Nearside	3.00	2.00	5.40
8	(untitled)		1		Nearside	3.00	2.00	5.40
9	(untitled)		2		Nearside	3.00	2.00	5.40
10	(untitled)		2		Nearside	3.00	2.00	5.40
11	(untitled)				Nearside	3.00	2.00	5.40
12	(untitled)		2		Nearside	3.00	2.00	5.40
13	(untitled)				Farside	3.00	2.00	5.40
14	(untitled)				Farside	3.00	2.00	5.40
15	(untitled)				Nearside	3.00	2.00	5.40
16	(untitled)				Nearside	3.00	2.00	5.40
17	(untitled)				Nearside	3.00	2.00	5.40
18	(untitled)		771-2		Farside	3.00	2.00	5.40
19	(untitled)		771-2		Farside	3.00	2.00	5.40
20	(untitled)		771-1		Farside	3.00	2.00	5.40

Pedestrian Crossings - Signals

Crossing	Controller stream	Phase	Second phase enabled
1	770-2	E	
2	770-1	C	
3	770-4	M	
4	770-3	J	
5	770-3	I	
6	770-3	K	
7	771-1	C	
8	769-1	C	
9	769-2	J	
10	769-2	K	
11	769-2	H	
12	769-2	I	
13	TC777-1	I	
14	TC777-1	F	
15	TC777-1	G	
16	TC777-1	H	
17	TC777-2	K	
18	771-2	F	
19	771-2	A	
20	771-1	D	

Pedestrian Crossings - Sides

Crossing	Side	Saturation flow (Ped/hr)
(ALL)	(ALL)	11000

Pedestrian Crossings - Modelling

Crossing	Side	Delay weighting (%)	Assignment Cost Weighting (%)	Exclude from results calculation	Max queue storage (Ped)	Has queue limit	Has degree of saturation limit
(ALL)	(ALL)	100	100		0.00		

Local OD Matrix - Local Matrix: 1

Local Matrix Options

OD Matrix	Name	Use for point to point table	Auto calculate	Allocation mode	Allow paths past exit locations	Allow looped paths on arms	Allow looped paths on traffic nodes	Copy flows	Matrix to copy flows from	Limit paths by length	Path length limit multiplier	Limit paths by number	Path number limit
1	(untitled)	✓	✓	Lane Balancing			✓			✓	1.25		

Normal Input Flows (PCU/hr)

	To								
	A28	B28	C28	D28	E28	F28	G28	H28	
From	A28	0	51	396	2	479	170	869	0
	B28	38	0	97	287	625	51	507	0
	C28	601	38	0	363	176	61	1089	0
	D28	3	226	273	0	50	152	238	0
	E28	513	509	82	55	0	52	205	0
	F28	73	17	20	69	10	0	41	0
	G28	357	143	358	128	223	102	0	0
	H28	0	0	0	0	0	0	0	0

Bus Input Flows not shown as they are blank.

Tram Input Flows not shown as they are blank.

Pedestrian Input Flows not shown as they are blank.

Locations

OD Matrix	Location	Name	Entries	Exits	Colour
1	A28	(untitled)	50/1	xB/1	#FF0000
	B28	(untitled)	48/1	47/1	#00FF40
	C28	(untitled)	Df/2, Df/1, 54/1	xD/1, xD/2	#804000
	D28	(untitled)	51/1	xF/1	#FF00FF
	E28	(untitled)	Ef/2, Ef/1	xE/1, xE/2	#FF8000
	F28	(untitled)	TC36/1	TC35/1	#FFA500
	G28	(untitled)	49/2, 49/1	TC40/2, TC40/3	#0000FF
	H28	(untitled)	TC42/1	TC43/1	#008000

Normal Paths and Flows

OD Matrix	Path	Description	From location	To location	Path items	Allocation type	N Cal (P)
	32	l1	C28	E28	Df/1, D/1, Ecf/1, Exp/1, xE/1	Normal	
	36		C28	E28	Df/1, D/1, Ecf/2, Exp/2, xE/2	Normal	
	41		E28	A28	Ef/1, E1/2, Fc/3, Acf/1, Ac/1, Bcf/1, xB/1	Normal	
	49	l1	C28	D28	Df/1, D/1, Ecf/2, Ec/1, xF/1	Normal	
	50		E28	D28	Ef/1, E1/1, xF/1	Normal	
	68		E28	G28	Ef/1, E1/1, Fc/1, xA/1, TC5/2, TC39/2, TC40/2	Normal	
	81		G28	B28	49/1, TC9/1, Af/1, A/2, Bcf/2, Bc/1, Cc1/1, xC/1, 47/1	Normal	
	82		G28	B28	49/1, TC9/1, Af/1, A/2, Bcf/2, Bc/1, Cc1/1, xC/2, 47/1	Normal	
	83		G28	B28	49/1, 53/1, Af/1, A/2, Bcf/2, Bc/1, Cc1/1, xC/1, 47/1	Fixed	
	84		G28	B28	49/1, 53/1, Af/1, A/2, Bcf/2, Bc/1, Cc1/1, xC/2, 47/1	Disabled	
	85		D28	B28	51/1, Ff/1, F/2, Acf/1, Ac/2, Bcf/2, Bc/1, Cc1/1, xC/1, 47/1	Normal	
	86		D28	B28	51/1, Ff/1, F/2, Acf/1, Ac/2, Bcf/2, Bc/1, Cc1/1, xC/2, 47/1	Normal	
	87		D28	B28	51/1, Ff/2, F/3, Acf/2, Ac/3, Bcf/2, Bc/1, Cc1/1, xC/1, 47/1	Fixed	
	88		D28	B28	51/1, Ff/2, F/3, Acf/2, Ac/3, Bcf/2, Bc/1, Cc1/1, xC/2, 47/1	Fixed	

89		H28	B28	TC42/1, Af/1, A/2, Bcf/2, Bc/1, Cc1/1, xC/1, 47/1	Normal
90		H28	B28	TC42/1, Af/1, A/2, Bcf/2, Bc/1, Cc1/1, xC/2, 47/1	Normal
91	I2	C28	F28	Df/1, D/2, Ecf/3, Ec/2, Fc/1, xA/1, TC35/1	Normal
92		E28	F28	Ef/1, E1/1, Fc/1, xA/1, TC35/1	Normal
100		E28	B28	Ef/2, E2/4, Gf/2, G/2, xC/2, 47/1	Normal
102		A28	C28	50/1, Bf/1, B/1, Cc2/2, Dcf/1, Dxp/1, xD/1	Normal
104	I2	C28	G28	Df/1, D/2, Ecf/3, Ec/2, Fc/1, xA/1, TC5/2, TC39/2, TC40/2	Fixed
107		A28	B28	50/1, Bf/1, B/1, Cc1/1, xC/2, 47/1	Normal
109	I3	C28	G28	Df/2, D/3, Ecf/4, Ec/3, Fc/2, xA/2, TC5/3, TC39/3, TC40/3	Normal
110		E28	G28	Ef/1, E1/1, Fc/2, xA/2, TC5/3, TC39/3, TC40/3	Fixed
111		H28	H28	TC42/1, Af/3, A/4, Bcf/4, Bc/3, Cc2/6, Dcf/6, Dc/4, Ecf/4, Ec/3, Fc/2, xA/2, TC5/4, TC43/1	Normal
112		F28	G28	TC36/1, TC37/1, TC38/1, TC40/2	Normal
113		F28	A28	TC36/1, TC41/1, Af/1, A/1, Bcf/1, xB/1	Normal
114		C28	H28	Df/1, D/2, Ecf/3, Ec/2, Fc/1, xA/2, TC5/4, TC43/1	Normal
115		B28	C28	48/1, Cf/1, C/1, Dcf/2, Dxp/2, xD/2	Fixed
116		G28	F28	49/2, TC9/3, Af/3, A/4, Bcf/4, Bc/3, Cc2/5, Dcf/5, Dc/3, Ecf/3, Ec/2, Fc/1, xA/1, TC35/1	Normal
117		G28	G28	49/2, TC9/3, Af/3, A/4, Bcf/4, Bc/3, Cc2/5, Dcf/5, Dc/3, Ecf/3, Ec/2, Fc/1, xA/2, TC5/3, TC39/3, TC40/3	Normal
120		G28	G28	49/1, 53/1, Af/3, A/4, Bcf/4, Bc/3, Cc2/5, Dcf/5, Dc/3, Ecf/3, Ec/2, Fc/1, xA/1, TC5/2, TC39/2, TC40/2	Normal
121		G28	F28	49/1, 53/1, Af/3, A/4, Bcf/4, Bc/3, Cc2/5, Dcf/5, Dc/3, Ecf/3, Ec/2, Fc/1, xA/1, TC35/1	Fixed
122		G28	G28	49/1, 53/1, Af/3, A/4, Bcf/4, Bc/3, Cc2/5, Dcf/5, Dc/3, Ecf/3, Ec/2, Fc/1, xA/2, TC5/3, TC39/3, TC40/3	Normal
125		H28	A28	TC42/1, Af/1, A/1, Bcf/1, xB/1	Normal
128		H28	F28	TC42/1, Af/3, A/4, Bcf/4, Bc/3, Cc2/5, Dcf/5, Dc/3, Ecf/3, Ec/2, Fc/1, xA/1, TC35/1	Normal
129		H28	H28	TC42/1, Af/3, A/4, Bcf/4, Bc/3, Cc2/5, Dcf/5, Dc/3, Ecf/3, Ec/2, Fc/1, xA/2, TC5/4, TC43/1	Normal
132		F28	F28	TC36/1, TC41/2, Af/3, A/4, Bcf/4, Bc/3, Cc2/5, Dcf/5, Dc/3, Ecf/3, Ec/2, Fc/1, xA/1, TC35/1	Normal
133		F28	H28	TC36/1, TC41/2, Af/3, A/4, Bcf/4, Bc/3, Cc2/5, Dcf/5, Dc/3, Ecf/3, Ec/2, Fc/1, xA/2, TC5/4, TC43/1	Normal
137		H28	G28	TC42/1, TC39/2, TC40/2	Normal
138		H28	G28	TC42/1, TC39/3, TC40/3	Normal
140		G28	C28	49/1, TC9/1, Af/1, A/2, Bcf/2, Bc/1, Cc2/2, Dcf/1, Dxp/1, xD/1	Normal
141		G28	C28	49/1, 53/1, Af/1, A/2, Bcf/2, Bc/1, Cc2/2, Dcf/1, Dxp/1, xD/1	Fixed
142		C28	H28	Df/2, D/3, Ecf/4, Ec/3, Fc/2, xA/2, TC5/4, TC43/1	Normal
143		E28	H28	Ef/1, E1/1, Fc/2, xA/2, TC5/4, TC43/1	Normal
144		C28	C28	Df/2, D/4, Ecf/5, Ec/4, Fc/3, Acf/2, Ac/3, Bcf/2, Bc/1, Cc2/2, Dcf/1, Dxp/1, xD/1	Normal
145		C28	C28	54/1, D/3, Ecf/4, Ec/3, Fc/2, Acf/1, Ac/2, Bcf/2, Bc/1, Cc2/2, Dcf/1, Dxp/1, xD/1	Normal
146		B28	E28	48/1, Cf/1, C/1, Dcf/3, Dc/1, Ecf/1, Exp/1, xE/1	Normal
147		A28	G28	50/1, Bf/2, B/4, Cc2/6, Dcf/6, Dc/4, Ecf/4, Ec/3, Fc/2, xA/2, TC5/3, TC39/3, TC40/3	Normal
148		A28	H28	50/1, Bf/2, B/4, Cc2/6, Dcf/6, Dc/4, Ecf/4, Ec/3, Fc/2, xA/2, TC5/4, TC43/1	Normal
149		A28	A28	50/1, Bf/2, B/4, Cc2/6, Dcf/6, Dc/4, Ecf/4, Ec/3, Fc/2, Acf/1, Ac/1, Bcf/1, xB/1	Normal
150		E28	B28	Ef/2, E2/3, Gf/1, G/1, xC/1, 47/1	Normal
151		D28	C28	51/1, Ff/1, F/2, Acf/1, Ac/2, Bcf/2, Bc/1, Cc2/2, Dcf/1, Dxp/1, xD/1	Fixed
152		D28	C28	51/1, Ff/2, F/3, Acf/2, Ac/3, Bcf/2, Bc/1, Cc2/2, Dcf/1, Dxp/1, xD/1	Fixed
153		H28	C28	TC42/1, Af/1, A/2, Bcf/2, Bc/1, Cc2/2, Dcf/1, Dxp/1, xD/1	Normal
154		E28	A28	Ef/1, E1/1, Fc/2, Acf/1, Ac/1, Bcf/1, xB/1	Fixed
155		C28	B28	54/1, D/4, Ecf/5, Gf1/1, G/1, xC/1, 47/1	Fixed
156		H28	D28	TC42/1, Af/3, A/4, Bcf/4, Bc/3, Cc2/3, Dcf/4, Dc/2, Ecf/2, Ec/1, xF/1	Normal
157		C28	G28	54/1, D/3, Ecf/4, Ec/3, Fc/2, xA/2, TC5/3, TC39/3, TC40/3	Disabled
158		F28	D28	TC36/1, TC41/2, Af/3, A/4, Bcf/4, Bc/3, Cc2/3, Dcf/4, Dc/2, Ecf/2, Ec/1, xF/1	Normal
159		F28	E28	TC36/1, TC41/2, Af/3, A/4, Bcf/4, Bc/3, Cc2/3, Dcf/4, Dc/2, Ecf/2, Exp/2, xE/2	Normal
160		F28	E28	TC36/1, TC41/2, Af/3, A/4, Bcf/4, Bc/3, Cc2/4, Dcf/3, Dc/1, Ecf/1, Exp/1, xE/1	Normal
163		C28	G28	54/1, D/2, Ecf/3, Ec/2, Fc/1, xA/2, TC5/3, TC39/3, TC40/3	Disabled
164		C28	H28	54/1, D/2, Ecf/3, Ec/2, Fc/1, xA/2, TC5/4, TC43/1	Normal
166		B28	C28	48/1, Cf/1, C/1, Dcf/1, Dxp/1, xD/1	Normal
168		G28	A28	49/1, TC9/1, Af/1, A/1, Bcf/1, xB/1	Normal
169		C28	E28	54/1, D/1, Ecf/1, Exp/1, xE/1	Fixed
170		C28	D28	54/1, D/1, Ecf/2, Ec/1, xF/1	Fixed
171		G28	H28	49/1, TC9/1, TC43/1	Normal
182		B28	G28	48/1, Cf/2, C/3, Dcf/5, Dc/3, Ecf/3, Ec/2, Fc/1, xA/2, TC5/3, TC39/3, TC40/3	Fixed
183		B28	H28	48/1, Cf/2, C/3, Dcf/5, Dc/3, Ecf/3, Ec/2, Fc/1, xA/2, TC5/4, TC43/1	Normal
185		A28	B28	50/1, Bf/1, B/1, Cc1/1, xC/1, 47/1	Normal

1	186		A28	C28	50/1, Bf/1, B/2, Cc2/4, Dcf/2, Dxp/2, xD/2	Fixed
	192		B28	D28	48/1, Cf/2, C/2, Dcf/4, Dc/2, Ecf/2, Ec/1, xF/1	Normal
	193		B28	E28	48/1, Cf/2, C/2, Dcf/4, Dc/2, Ecf/2, Exp/2, xE/2	Fixed
	195		D28	G28	51/1, Ff/1, F/1, xA/1, TC5/2, TC39/2, TC40/2	Normal
	196		D28	F28	51/1, Ff/1, F/1, xA/1, TC35/1	Normal
	198		D28	A28	51/1, Ff/1, F/2, Acf/1, Ac/1, Bcf/1, xB/1	Normal
	234	I2	C28	G28	Df/1, D/2, Ecf/3, Ec/2, Fc/1, xA/2, TC5/3, TC39/3, TC40/3	Fixed
	235		E28	G28	Ef/1, E1/1, Fc/1, xA/2, TC5/3, TC39/3, TC40/3	Disabled
	236		E28	H28	Ef/1, E1/1, Fc/1, xA/2, TC5/4, TC43/1	Normal
	255	I3	C28	A28	Df/2, D/3, Ecf/4, Ec/3, Fc/2, Acf/1, Ac/1, Bcf/1, xB/1	Fixed
	291		C28	A28	Df/2, D/4, Ecf/5, Ec/4, Fc/3, Acf/1, Ac/1, Bcf/1, xB/1	Normal
	294		C28	B28	Df/2, D/4, Ecf/5, Gf1/1, G/1, xC/1, 47/1	Normal
	295		C28	B28	Df/2, D/4, Ecf/5, Gf1/1, G/2, xC/2, 47/1	Normal
	296		D28	G28	51/1, Ff/1, F/2, xA/2, TC5/3, TC39/3, TC40/3	Normal
	297		D28	H28	51/1, Ff/1, F/2, xA/2, TC5/4, TC43/1	Normal
	303		B28	G28	48/1, Cf/2, C/3, Dcf/6, Dc/4, Ecf/4, Ec/3, Fc/2, xA/2, TC5/3, TC39/3, TC40/3	Fixed
	304		B28	H28	48/1, Cf/2, C/3, Dcf/6, Dc/4, Ecf/4, Ec/3, Fc/2, xA/2, TC5/4, TC43/1	Normal
	305		B28	A28	48/1, Cf/2, C/3, Dcf/6, Dc/4, Ecf/4, Ec/3, Fc/2, Acf/1, Ac/1, Bcf/1, xB/1	Fixed
	306		B28	A28	48/1, Cf/2, C/3, Dcf/6, Dc/4, Ecf/5, Ec/4, Fc/3, Acf/1, Ac/1, Bcf/1, xB/1	Normal
	307		B28	B28	48/1, Cf/2, C/3, Dcf/6, Dc/4, Ecf/5, Gf1/1, G/1, xC/1, 47/1	Normal
	308		B28	B28	48/1, Cf/2, C/3, Dcf/6, Dc/4, Ecf/5, Gf1/1, G/2, xC/2, 47/1	Normal
	318		B28	G28	48/1, Cf/2, C/3, Dcf/5, Dc/3, Ecf/3, Ec/2, Fc/1, xA/1, TC5/2, TC39/2, TC40/2	Normal
	319		B28	F28	48/1, Cf/2, C/3, Dcf/5, Dc/3, Ecf/3, Ec/2, Fc/1, xA/1, TC35/1	Normal
	341		A28	A28	50/1, Bf/2, B/4, Cc2/6, Dcf/6, Dc/4, Ecf/5, Ec/4, Fc/3, Acf/1, Ac/1, Bcf/1, xB/1	Normal
	353		A28	G28	50/1, Bf/2, B/3, Cc2/5, Dcf/5, Dc/3, Ecf/3, Ec/2, Fc/1, xA/1, TC5/2, TC39/2, TC40/2	Fixed
	354		A28	F28	50/1, Bf/2, B/3, Cc2/5, Dcf/5, Dc/3, Ecf/3, Ec/2, Fc/1, xA/1, TC35/1	Normal
	355		A28	G28	50/1, Bf/2, B/3, Cc2/5, Dcf/5, Dc/3, Ecf/3, Ec/2, Fc/1, xA/2, TC5/3, TC39/3, TC40/3	Disabled
	356		A28	H28	50/1, Bf/2, B/3, Cc2/5, Dcf/5, Dc/3, Ecf/3, Ec/2, Fc/1, xA/2, TC5/4, TC43/1	Normal
	396		G28	A28	49/1, 53/1, Af/1, A/1, Bcf/1, xB/1	Fixed
	410		C28	A28	54/1, D/4, Ecf/5, Ec/4, Fc/3, Acf/1, Ac/1, Bcf/1, xB/1	Disabled
	413		C28	B28	54/1, D/4, Ecf/5, Gf1/1, G/2, xC/2, 47/1	Disabled
	414		C28	H28	54/1, D/3, Ecf/4, Ec/3, Fc/2, xA/2, TC5/4, TC43/1	Normal
	415		C28	A28	54/1, D/3, Ecf/4, Ec/3, Fc/2, Acf/1, Ac/1, Bcf/1, xB/1	Fixed
	417		C28	G28	54/1, D/2, Ecf/3, Ec/2, Fc/1, xA/1, TC5/2, TC39/2, TC40/2	Fixed
	418		C28	F28	54/1, D/2, Ecf/3, Ec/2, Fc/1, xA/1, TC35/1	Fixed
	422		C28	E28	54/1, D/1, Ecf/2, Exp/2, xE/2	Disabled
	423		F28	B28	TC36/1, TC41/1, Af/1, A/2, Bcf/2, Bc/1, Cc1/1, xC/1, 47/1	Normal
	424		F28	B28	TC36/1, TC41/1, Af/1, A/2, Bcf/2, Bc/1, Cc1/1, xC/2, 47/1	Normal
	429		G28	G28	49/2, TC9/3, Af/3, A/4, Bcf/4, Bc/3, Cc2/6, Dcf/6, Dc/4, Ecf/4, Ec/3, Fc/2, xA/2, TC5/3, TC39/3, TC40/3	Normal
	430		G28	G28	49/1, 53/1, Af/3, A/4, Bcf/4, Bc/3, Cc2/6, Dcf/6, Dc/4, Ecf/4, Ec/3, Fc/2, xA/2, TC5/3, TC39/3, TC40/3	Normal
	431		F28	H28	TC36/1, TC41/2, Af/3, A/4, Bcf/4, Bc/3, Cc2/6, Dcf/6, Dc/4, Ecf/4, Ec/3, Fc/2, xA/2, TC5/4, TC43/1	Normal
	434		G28	G28	49/2, TC9/3, Af/3, A/4, Bcf/4, Bc/3, Cc2/5, Dcf/5, Dc/3, Ecf/3, Ec/2, Fc/1, xA/1, TC5/2, TC39/2, TC40/2	Normal
	439		C28	C28	Df/2, D/3, Ecf/4, Ec/3, Fc/2, Acf/1, Ac/2, Bcf/2, Bc/1, Cc2/2, Dcf/1, Dxp/1, xD/1	Normal
	440		C28	C28	Df/2, D/4, Ecf/5, Ec/4, Fc/3, Acf/1, Ac/2, Bcf/2, Bc/1, Cc2/2, Dcf/1, Dxp/1, xD/1	Normal
	441		C28	C28	54/1, D/4, Ecf/5, Ec/4, Fc/3, Acf/1, Ac/2, Bcf/2, Bc/1, Cc2/2, Dcf/1, Dxp/1, xD/1	Normal
	442		C28	C28	54/1, D/4, Ecf/5, Ec/4, Fc/3, Acf/2, Ac/3, Bcf/2, Bc/1, Cc2/2, Dcf/1, Dxp/1, xD/1	Normal
	443		E28	C28	Ef/1, E1/1, Fc/2, Acf/1, Ac/2, Bcf/2, Bc/1, Cc2/2, Dcf/1, Dxp/1, xD/1	Fixed
	444		E28	C28	Ef/1, E1/2, Fc/3, Acf/1, Ac/2, Bcf/2, Bc/1, Cc2/2, Dcf/1, Dxp/1, xD/1	Fixed
445		E28	C28	Ef/1, E1/2, Fc/3, Acf/2, Ac/3, Bcf/2, Bc/1, Cc2/2, Dcf/1, Dxp/1, xD/1	Fixed	
446		F28	C28	TC36/1, TC41/1, Af/1, A/2, Bcf/2, Bc/1, Cc2/2, Dcf/1, Dxp/1, xD/1	Normal	
457		A28	E28	50/1, Bf/1, B/2, Cc2/4, Dcf/3, Dc/1, Ecf/1, Exp/1, xE/1	Normal	
462		G28	D28	49/2, TC9/3, Af/3, A/4, Bcf/4, Bc/3, Cc2/3, Dcf/4, Dc/2, Ecf/2, Ec/1, xF/1	Normal	
463		G28	E28	49/2, TC9/3, Af/3, A/4, Bcf/4, Bc/3, Cc2/3, Dcf/4, Dc/2, Ecf/2, Exp/2, xE/2	Normal	
464		G28	D28	49/1, 53/1, Af/3, A/4, Bcf/4, Bc/3, Cc2/3, Dcf/4, Dc/2, Ecf/2, Ec/1, xF/1	Fixed	
465		G28	E28	49/1, 53/1, Af/3, A/4, Bcf/4, Bc/3, Cc2/3, Dcf/4, Dc/2, Ecf/2, Exp/2, xE/2	Disabled	
466		A28	D28	50/1, Bf/2, B/3, Cc2/3, Dcf/4, Dc/2, Ecf/2, Ec/1, xF/1	Normal	
467		A28	E28	50/1, Bf/2, B/3, Cc2/3, Dcf/4, Dc/2, Ecf/2, Exp/2, xE/2	Fixed	
468		E28	E28	Ef/1, E1/2, Fc/3, Acf/2, Ac/3, Bcf/4, Bc/3, Cc2/3, Dcf/4, Dc/2, Ecf/2, Exp/2, xE/2	Normal	

469		D28	D28	51/1, Ff/2, F/3, Acf/2, Ac/3, Bcf/4, Bc/3, Cc2/3, Dcf/4, Dc/2, Ecf/2, Ec/1, xF/1	Normal
470		D28	E28	51/1, Ff/2, F/3, Acf/2, Ac/3, Bcf/4, Bc/3, Cc2/3, Dcf/4, Dc/2, Ecf/2, Exp/2, xE/2	Normal
471		H28	E28	TC42/1, Af/3, A/4, Bcf/4, Bc/3, Cc2/3, Dcf/4, Dc/2, Ecf/2, Exp/2, xE/2	Normal
472		G28	C28	49/2, TC9/3, Af/3, A/4, Bcf/4, Bc/3, Cc2/4, Dcf/2, Dxp/2, xD/2	Normal
473		G28	E28	49/2, TC9/3, Af/3, A/4, Bcf/4, Bc/3, Cc2/4, Dcf/3, Dc/1, Ecf/1, Exp/1, xE/1	Normal
474		G28	C28	49/1, 53/1, Af/3, A/4, Bcf/4, Bc/3, Cc2/4, Dcf/2, Dxp/2, xD/2	Disabled
475		G28	E28	49/1, 53/1, Af/3, A/4, Bcf/4, Bc/3, Cc2/4, Dcf/3, Dc/1, Ecf/1, Exp/1, xE/1	Fixed
476		C28	C28	Df/2, D/4, Ecf/5, Ec/4, Fc/3, Acf/2, Ac/3, Bcf/4, Bc/3, Cc2/4, Dcf/2, Dxp/2, xD/2	Normal
477		C28	C28	54/1, D/4, Ecf/5, Ec/4, Fc/3, Acf/2, Ac/3, Bcf/4, Bc/3, Cc2/4, Dcf/2, Dxp/2, xD/2	Normal
478		E28	C28	Ef/1, E1/2, Fc/3, Acf/2, Ac/3, Bcf/4, Bc/3, Cc2/4, Dcf/2, Dxp/2, xD/2	Normal
479		E28	E28	Ef/1, E1/2, Fc/3, Acf/2, Ac/3, Bcf/4, Bc/3, Cc2/4, Dcf/3, Dc/1, Ecf/1, Exp/1, xE/1	Normal
480		D28	C28	51/1, Ff/2, F/3, Acf/2, Ac/3, Bcf/4, Bc/3, Cc2/4, Dcf/2, Dxp/2, xD/2	Normal
481		D28	E28	51/1, Ff/2, F/3, Acf/2, Ac/3, Bcf/4, Bc/3, Cc2/4, Dcf/3, Dc/1, Ecf/1, Exp/1, xE/1	Normal
482		H28	C28	TC42/1, Af/3, A/4, Bcf/4, Bc/3, Cc2/4, Dcf/2, Dxp/2, xD/2	Normal
483		H28	E28	TC42/1, Af/3, A/4, Bcf/4, Bc/3, Cc2/4, Dcf/3, Dc/1, Ecf/1, Exp/1, xE/1	Normal
484		F28	C28	TC36/1, TC41/2, Af/3, A/4, Bcf/4, Bc/3, Cc2/4, Dcf/2, Dxp/2, xD/2	Normal
485		G28	C28	49/2, TC9/2, Af/2, A/3, Bcf/3, Bc/2, Cc2/2, Dcf/1, Dxp/1, xD/1	Normal
486		G28	C28	49/1, 53/1, Af/2, A/3, Bcf/3, Bc/2, Cc2/2, Dcf/1, Dxp/1, xD/1	Disabled
487		C28	C28	Df/2, D/4, Ecf/5, Ec/4, Fc/3, Acf/2, Ac/3, Bcf/3, Bc/2, Cc2/2, Dcf/1, Dxp/1, xD/1	Normal
488		C28	C28	54/1, D/4, Ecf/5, Ec/4, Fc/3, Acf/2, Ac/3, Bcf/3, Bc/2, Cc2/2, Dcf/1, Dxp/1, xD/1	Normal
489		E28	C28	Ef/1, E1/2, Fc/3, Acf/2, Ac/3, Bcf/3, Bc/2, Cc2/2, Dcf/1, Dxp/1, xD/1	Normal
490		D28	C28	51/1, Ff/2, F/3, Acf/2, Ac/3, Bcf/3, Bc/2, Cc2/2, Dcf/1, Dxp/1, xD/1	Normal
491		H28	C28	TC42/1, Af/2, A/3, Bcf/3, Bc/2, Cc2/2, Dcf/1, Dxp/1, xD/1	Normal
492		F28	C28	TC36/1, TC41/2, Af/2, A/3, Bcf/3, Bc/2, Cc2/2, Dcf/1, Dxp/1, xD/1	Normal

Signal Timings

Network Default: 120s cycle time; 120 steps

Controller Stream 11

Controller Stream	Name	Description	Use sequence	Cycle time source	Cycle time (s)
11	(untitled)		1	NetworkDefault	120

Controller Stream 11 - Properties

Controller Stream	Manufacturer name	Type	Model number	(Telephone) Line Number	Site number	Grid reference	Gaining delay type
11	Unspecified						Absolute

Controller Stream 11 - Optimisation

Controller Stream	Allow offset optimisation	Allow green split optimisation	Optimisation level	Auto redistribute	Enable stage constraint
11	✓	✓	Offsets And Green Splits		

Phases

Controller Stream	Phase	Name	Minimum green (s)	Maximum green (s)	Relative start displacement (s)	Relative end displacement (s)	Type
11	(ALL)	(untitled)	7	300	0	0	Traffic

Library Stages

Controller Stream	Library Stage	Phases in stage	User stage minimum (s)
11	1	A	1
	2	B	1

Stage Sequences

Controller Stream	Sequence	Name	Multiple cycling	Stage IDs	Stage ends
11	1	(untitled)	Single	1, 2	99, 87

Intergreen Matrix for Controller Stream 11

		To	
		A	B
From	A		5
	B	5	

Banned Stage transitions for Controller Stream 11

		To	
		1	2
From	1		
	2		

Interstage Matrix for Controller Stream 11

		To	
		1	2
From	1	0	5
	2	5	0

Resultant Stages

Controller Stream	Resultant Stage	Is base stage	Library Stage ID	Phases in this stage	Stage start (s)	Stage end (s)	Stage duration (s)	User stage minimum (s)	Stage minimum (s)
11	1	✓	1	A	92	99	7	1	7
	2	✓	2	B	104	87	103	1	7

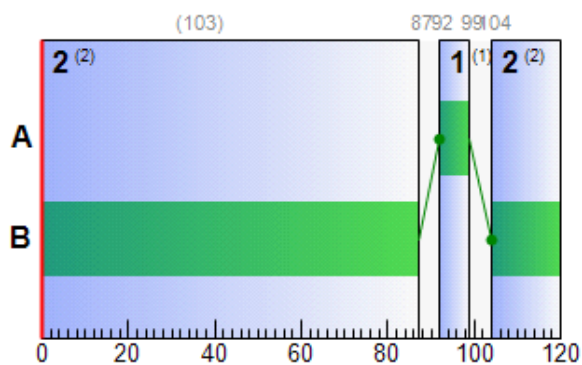
Resultant Phase Green Periods

Controller Stream	Phase	Green period	Is base green period	Start time (s)	End time (s)	Duration (s)
11	A	1	✓	92	99	7
	B	1	✓	104	87	103

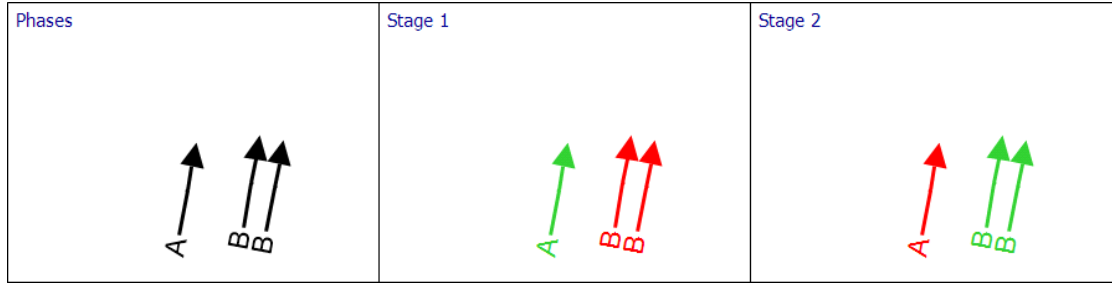
Traffic Stream Green Times

Arm	Traffic Stream	Traffic Node	Controller Stream	Phase	Green Period 1			Green Period 2		
					Start	End	Duration	Start	End	Duration
Df	1	3-2	11	B	104	87	103			
Df	2	3-2	11	B	104	87	103			
54	1	3-2	11	A	92	99	7			

Phase Timings Diagram for Controller Stream 11



Stage Sequence Diagram for Controller Stream 11



Controller Stream 769-1

Controller Stream	Name	Description	Use sequence	Cycle time source	Cycle time (s)
769-1	(untitled)		1	NetworkDefault	120

Controller Stream 769-1 - Properties

Controller Stream	Manufacturer name	Type	Model number	(Telephone) Line Number	Site number	Grid reference	Gaining delay type
769-1	Unspecified						Absolute

Controller Stream 769-1 - Optimisation

Controller Stream	Allow offset optimisation	Allow green split optimisation	Optimisation level	Auto redistribute	Enable stage constraint
769-1			None		

Phases

Controller Stream	Phase	Name	Minimum green (s)	Maximum green (s)	Relative start displacement (s)	Relative end displacement (s)	Type	Blackout Time (s)
769-1	A	(untitled)	7	300	0	0	Traffic	
	B	(untitled)	7	300	0	0	Traffic	
	C	(untitled)	7	300	0	0	Pedestrian	3

Library Stages

Controller Stream	Library Stage	Phases in stage	User stage minimum (s)
769-1	1	A	1
	2	B	1

Stage Sequences

Controller Stream	Sequence	Name	Multiple cycling	Equal length multiple cycling	Stage IDs	Stage ends	Multiple cycling stage IDs	Multiple cycling stage ends
769-1	1	(untitled)	Double	✓	1, 2	5, 31	1, 2	65, 91

Intergreen Matrix for Controller Stream 769-1

		To		
		A	B	C
From	A		7	
	B	5		5
	C		9	

Banned Stage transitions for Controller Stream 769-1

		To	
		1	2
From	1		
	2		

Interstage Matrix for Controller Stream 769-1

		To	
		1	2
From	1	0	7
	2	5	0

Resultant Stages

Controller Stream	Resultant Stage	Is base stage	Library Stage ID	Phases in this stage	Stage start (s)	Stage end (s)	Stage duration (s)	User stage minimum (s)	Stage minimum (s)
769-1	1	✓	1	A	96	5	29	1	7
	2	✓	2	B	12	31	19	1	7
	3		1	A	36	65	29	1	7
	4		2	B	72	91	19	1	7

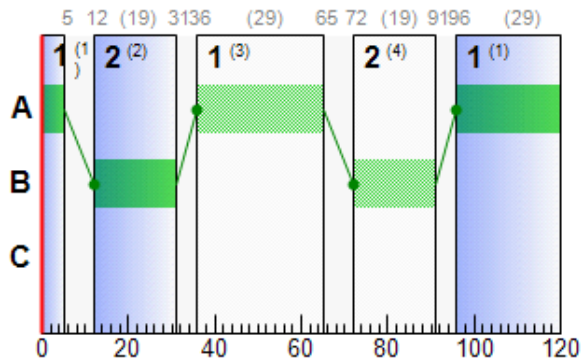
Resultant Phase Green Periods

Controller Stream	Phase	Green period	Is base green period	Start time (s)	End time (s)	Duration (s)
769-1	A	1		36	65	29
		2	✓	96	5	29
	B	1	✓	12	31	19
		2		72	91	19

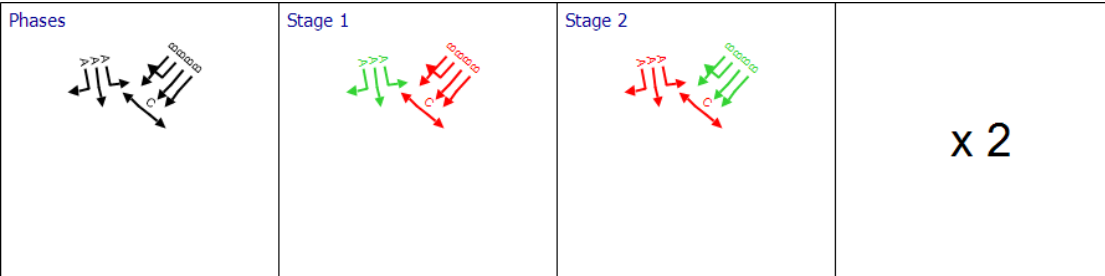
Traffic Stream Green Times

Arm	Traffic Stream	Traffic Node	Controller Stream	Phase	Green Period 1			Green Period 2		
					Start	End	Duration	Start	End	Duration
B	1	1	769-1	B	12	31	19	72	91	19
B	2	1	769-1	B	12	31	19	72	91	19
B	3	1	769-1	B	12	31	19	72	91	19
B	4	1	769-1	B	12	31	19	72	91	19
Bc	1	1	769-1	A	36	65	29	96	5	29
Bc	2	1	769-1	A	36	65	29	96	5	29
Bc	3	1	769-1	A	36	65	29	96	5	29

Phase Timings Diagram for Controller Stream 769-1



Stage Sequence Diagram for Controller Stream 769-1



Controller Stream 769-2

Controller Stream	Name	Description	Use sequence	Cycle time source	Cycle time (s)
769-2	(untitled)		1	NetworkDefault	120

Controller Stream 769-2 - Properties

Controller Stream	Manufacturer name	Type	Model number	(Telephone) Line Number	Site number	Grid reference	Gaining delay type
769-2	Unspecified						Absolute

Controller Stream 769-2 - Optimisation

Controller Stream	Allow offset optimisation	Allow green split optimisation	Optimisation level	Auto redistribute	Enable stage constraint
769-2			None		

Phases

Controller Stream	Phase	Name	Minimum green (s)	Maximum green (s)	Relative start displacement (s)	Relative end displacement (s)	Type	Blackout Time (s)
769-2	D	(untitled)	7	300	0	0	Traffic	
	E	(untitled)	7	300	0	0	Traffic	
	F	(untitled)	4	300	0	0	Traffic	
	G	(untitled)	4	300	0	0	Traffic	
	H	(untitled)	5	300	0	0	Pedestrian	3
	I	(untitled)	7	300	0	0	Pedestrian	3
	J	(untitled)	12	300	0	0	Pedestrian	3
	K	(untitled)	5	300	0	0	Pedestrian	3

Library Stages

Controller Stream	Library Stage	Phases in stage	User stage minimum (s)
769-2	4	D, E, H, I	1
	5	F, G, J, K	1
	6	F, G, K	1

Losing / Gaining Phase Delays

Controller Stream	Delay	Type	Phase	From stage	To stage	Relative delay	Absolute delay
769-2	1	Losing	I	4	5	2	
	2	Losing	H	4	5	4	
	3	Losing	D	4	5	4	
	4	Losing	E	4	5	5	
	5	Losing	F	5	4	5	
	6	Losing	G	5	4	7	
	7	Losing	K	5	4	7	
	8	Losing	G	6	4	7	
	9	Losing	I	4	6	4	
	10	Losing	H	4	6	6	
	11	Losing	D	4	6	6	
	12	Losing	E	4	6	7	
	13	Losing	F	6	4	5	
	14	Losing	K	6	4	7	
	15	Gaining	D	6	4	0	11

Stage Sequences

Controller Stream	Sequence	Name	Multiple cycling	Equal length multiple cycling	Stage IDs	Stage ends	Multiple cycling stage IDs	Multiple cycling stage ends
769-2	1	(untitled)	Double	✓	4, 5	4, 25	4, 5	64, 85
	2	(untitled)	Double	✓	4, 6, 5	0, 16, 32	4, 6, 5	33, 34, 35
	3	(untitled)	Double	✓	4, 5, 6	0, 26, 34	4, 5, 6	60, 88, 95
	4	(untitled)	Double	✓	4, 6	2, 23	4, 6	62, 83

Intergreen Matrix for Controller Stream 769-2

		To									
		D	E	F	G	H	I	J	K		
From	D			5	7			5			
	E			5					5		
	F	6	8			8					
	G	4					5				
	H			5							
	I				9						
	J	14									
	K		7								

Banned Stage transitions for Controller Stream 769-2

		To		
		4	5	6
From	4			
	5			
	6			

Interstage Matrix for Controller Stream 769-2

		To		
		4	5	6
From	4	0	11	13
	5	14	0	0
	6	14	0	0

Resultant Stages

Controller Stream	Resultant Stage	Is base stage	Library Stage ID	Phases in this stage	Stage start (s)	Stage end (s)	Stage duration (s)	User stage minimum (s)	Stage minimum (s)
769-2	1	✓	4	D,E,H,I	99	4	25	1	3
	2	✓	5	F,G,J,K	15	25	10	1	10
	3		4	D,E,H,I	39	64	25	1	3
	4		5	F,G,J,K	75	85	10	1	10

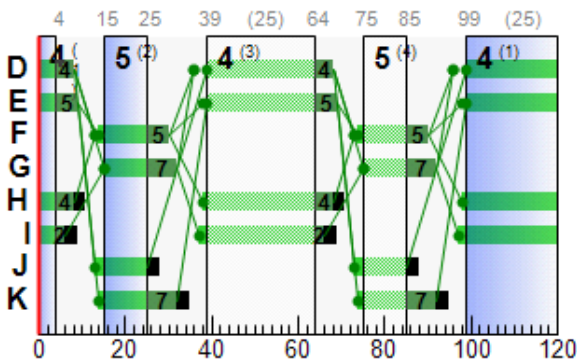
Resultant Phase Green Periods

Controller Stream	Phase	Green period	Is base green period	Start time (s)	End time (s)	Duration (s)
769-2	D	1		39	68	29
		2	✓	99	8	29
	E	1		39	69	30
		2	✓	99	9	30
	F	1	✓	14	30	16
		2		74	90	16
	G	1	✓	15	32	17
		2		75	92	17
	H	1		38	68	30
		2	✓	98	8	30
	I	1		37	66	29
		2	✓	97	6	29
	J	1	✓	13	25	12
		2		73	85	12
	K	1	✓	14	32	18
		2		74	92	18

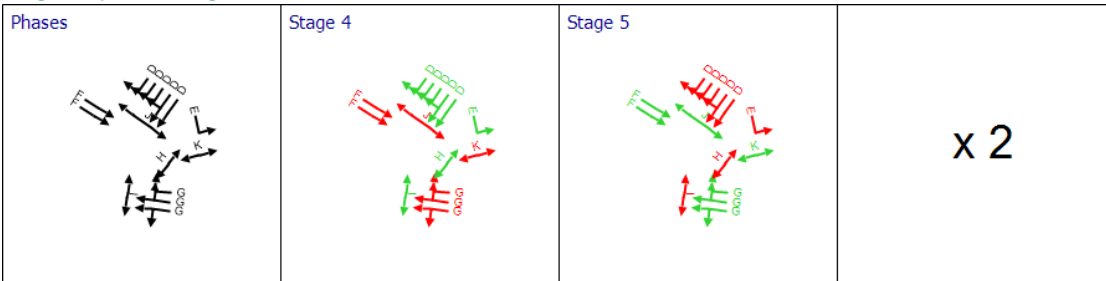
Traffic Stream Green Times

Arm	Traffic Stream	Traffic Node	Controller Stream	Phase	Green Period 1			Green Period 2		
					Start	End	Duration	Start	End	Duration
C	1	2	769-2	G	15	32	17	75	92	17
C	2	2	769-2	G	15	32	17	75	92	17
C	3	2	769-2	G	15	32	17	75	92	17
G	1	2	769-2	F	14	30	16	74	90	16
G	2	2	769-2	F	14	30	16	74	90	16
Cc1	1	2	769-2	E	39	69	30	99	9	30
Cc2	2	2	769-2	D	39	68	29	99	8	29
Cc2	3	2	769-2	D	39	68	29	99	8	29
Cc2	4	2	769-2	D	39	68	29	99	8	29
Cc2	5	2	769-2	D	39	68	29	99	8	29
Cc2	6	2	769-2	D	39	68	29	99	8	29

Phase Timings Diagram for Controller Stream 769-2



Stage Sequence Diagram for Controller Stream 769-2



Controller Stream 770-1

Controller Stream	Name	Description	Use sequence	Cycle time source	Cycle time (s)
770-1	(untitled)		1	NetworkDefault	120

Controller Stream 770-1 - Properties

Controller Stream	Manufacturer name	Type	Model number	(Telephone) Line Number	Site number	Grid reference	Gaining delay type
770-1	Unspecified						Absolute

Controller Stream 770-1 - Optimisation

Controller Stream	Allow offset optimisation	Allow green split optimisation	Optimisation level	Auto redistribute	Enable stage constraint
770-1	✓	✓	Offsets And Green Splits		

Phases

Controller Stream	Phase	Name	Minimum green (s)	Maximum green (s)	Relative start displacement (s)	Relative end displacement (s)	Type	Blackout Time (s)
770-1	A	(untitled)	7	300	0	0	Traffic	
	B	(untitled)	7	300	0	0	Traffic	
	C	(untitled)	7	300	0	0	Pedestrian	3

Library Stages

Controller Stream	Library Stage	Phases in stage	User stage minimum (s)
770-1	1	A, C	1
	2	B	1

Losing / Gaining Phase Delays

Controller Stream	Delay	Type	Phase	From stage	To stage	Relative delay
770-1	1	Losing	A	1	2	4

Stage Sequences

Controller Stream	Sequence	Name	Multiple cycling	Equal length multiple cycling	Stage IDs	Stage ends	Multiple cycling stage IDs	Multiple cycling stage ends
770-1	1	(untitled)	Double	✓	1, 2	9, 35	1, 2	69, 95

Intergreen Matrix for Controller Stream 770-1

		To		
		A	B	C
From	A		5	
	B	5		5
	C		9	

Banned Stage transitions for Controller Stream 770-1

		To	
		1	2
From	1		
	2		

Interstage Matrix for Controller Stream 770-1

		To	
		1	2
From	1	0	9
	2	5	0

Resultant Stages

Controller Stream	Resultant Stage	Is base stage	Library Stage ID	Phases in this stage	Stage start (s)	Stage end (s)	Stage duration (s)	User stage minimum (s)	Stage minimum (s)
770-1	1	✓	1	A,C	100	9	29	1	7
	2	✓	2	B	18	35	17	1	7
	3		1	A,C	40	69	29	1	7
	4		2	B	78	95	17	1	7

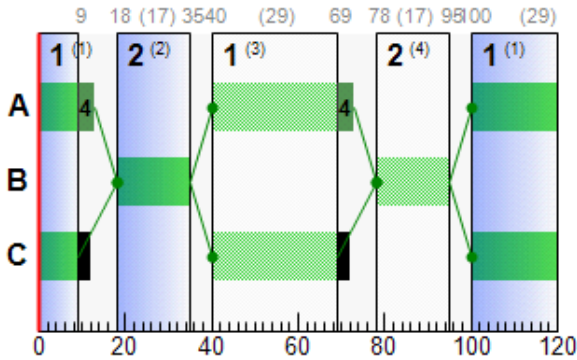
Resultant Phase Green Periods

Controller Stream	Phase	Green period	Is base green period	Start time (s)	End time (s)	Duration (s)
770-1	A	1		40	73	33
		2	✓	100	13	33
	B	1	✓	18	35	17
		2		78	95	17
	C	1		40	69	29
		2	✓	100	9	29

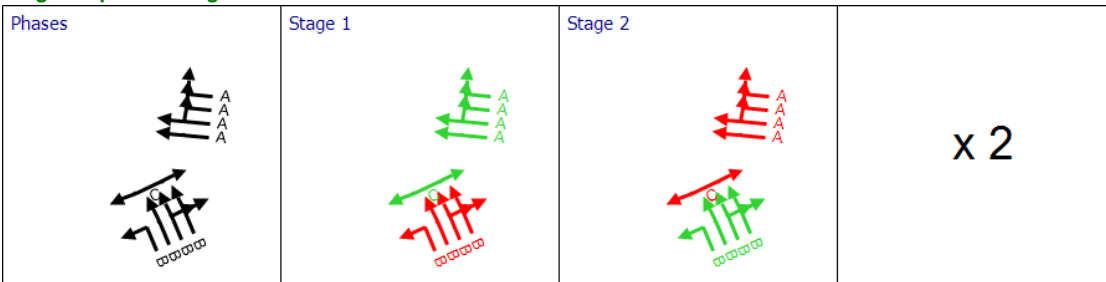
Traffic Stream Green Times

Arm	Traffic Stream	Traffic Node	Controller Stream	Phase	Green Period 1			Green Period 2		
					Start	End	Duration	Start	End	Duration
D	1	3	770-1	B	18	35	17	78	95	17
D	2	3	770-1	B	18	35	17	78	95	17
D	3	3	770-1	B	18	35	17	78	95	17
D	4	3	770-1	B	18	35	17	78	95	17
Dc	1	3	770-1	A	40	73	33	100	13	33
Dc	2	3	770-1	A	40	73	33	100	13	33
Dc	3	3	770-1	A	40	73	33	100	13	33
Dc	4	3	770-1	A	40	73	33	100	13	33

Phase Timings Diagram for Controller Stream 770-1



Stage Sequence Diagram for Controller Stream 770-1



Controller Stream 770-2

Controller Stream	Name	Description	Use sequence	Cycle time source	Cycle time (s)
770-2	(untitled)		1	Manual	120

Controller Stream 770-2 - Properties

Controller Stream	Manufacturer name	Type	Model number	(Telephone) Line Number	Site number	Grid reference	Gaining delay type
770-2	Unspecified						Absolute

Controller Stream 770-2 - Optimisation

Controller Stream	Allow offset optimisation	Allow green split optimisation	Optimisation level	Auto redistribute	Enable stage constraint
770-2			None		

Phases

Controller Stream	Phase	Name	Minimum green (s)	Maximum green (s)	Relative start displacement (s)	Relative end displacement (s)	Type	Blackout Time (s)
770-2	D	(untitled)	7	300	0	0	Traffic	
	E	(untitled)	5	300	0	0	Pedestrian	3

Library Stages

Controller Stream	Library Stage	Phases in stage	User stage minimum (s)
770-2	4	D	1
	5	E	1

Stage Sequences

Controller Stream	Sequence	Name	Multiple cycling	Stage IDs	Stage ends
770-2	1	(untitled)	Single	4, 5	17, 29

Intergreen Matrix for Controller Stream 770-2

		To	
		D	E
From	D		5
	E	7	

Banned Stage transitions for Controller Stream 770-2

		To	
		4	5
From	4		
	5		

Interstage Matrix for Controller Stream 770-2

		To	
		4	5
From	4	0	5
	5	7	0

Resultant Stages

Controller Stream	Resultant Stage	Is base stage	Library Stage ID	Phases in this stage	Stage start (s)	Stage end (s)	Stage duration (s)	User stage minimum (s)	Stage minimum (s)
770-2	1	✓	4	D	36	17	101	1	7
	2	✓	5	E	22	29	7	1	5

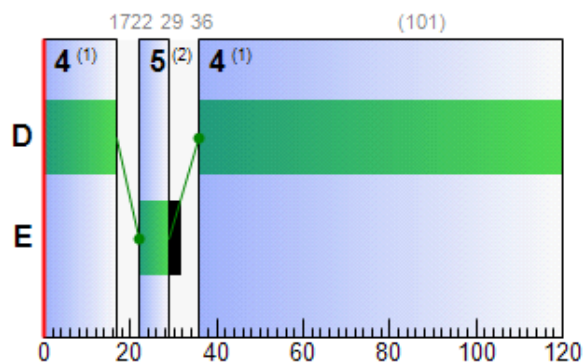
Resultant Phase Green Periods

Controller Stream	Phase	Green period	Is base green period	Start time (s)	End time (s)	Duration (s)
770-2	D	1	✓	36	17	101
	E	1	✓	22	29	7

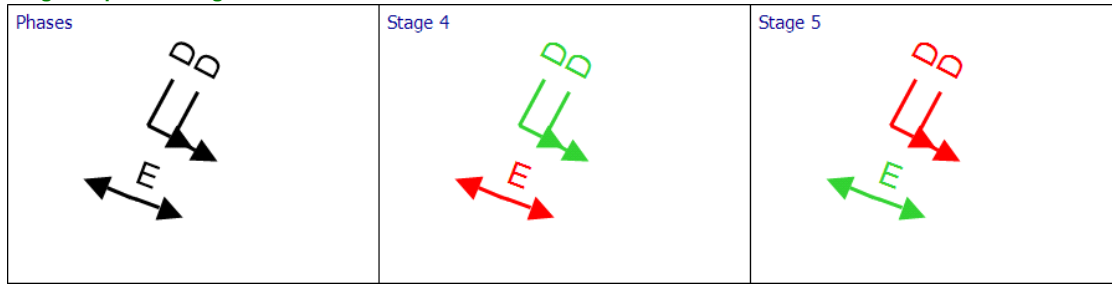
Traffic Stream Green Times

Arm	Traffic Stream	Traffic Node	Controller Stream	Phase	Green Period 1			Green Period 2		
					Start	End	Duration	Start	End	Duration
Dxp	1	3-2	770-2	D	36	17	101			
Dxp	2	3-2	770-2	D	36	17	101			

Phase Timings Diagram for Controller Stream 770-2



Stage Sequence Diagram for Controller Stream 770-2



Controller Stream 770-3

Controller Stream	Name	Description	Use sequence	Cycle time source	Cycle time (s)
770-3	(untitled)		1	NetworkDefault	120

Controller Stream 770-3 - Properties

Controller Stream	Manufacturer name	Type	Model number	(Telephone) Line Number	Site number	Grid reference	Gaining delay type
770-3	Unspecified						Absolute

Controller Stream 770-3 - Optimisation

Controller Stream	Allow offset optimisation	Allow green split optimisation	Optimisation level	Auto redistribute	Enable stage constraint
770-3	✓	✓	Offsets And Green Splits		

Phases

Controller Stream	Phase	Name	Minimum green (s)	Maximum green (s)	Relative start displacement (s)	Relative end displacement (s)	Type	Blackout Time (s)
770-3	F	(untitled)	7	300	0	0	Traffic	
	G	(untitled)	4	300	0	0	Traffic	
	H	(untitled)	4	300	0	0	Traffic	
	I	(untitled)	5	300	0	0	Pedestrian	3
	J	(untitled)	5	300	0	0	Pedestrian	3
	K	(untitled)	10	300	0	0	Pedestrian	3

Library Stages

Controller Stream	Library Stage	Phases in stage	User stage minimum (s)
770-3	7	F, I, J	1
	8	G, H, K	1
	9	G, H	1

Losing / Gaining Phase Delays

Controller Stream	Delay	Type	Phase	From stage	To stage	Relative delay
770-3	1	Losing	I	7	8	2
	2	Losing	F	7	8	2
	3	Losing	G	8	7	7
	4	Losing	H	8	7	5
	5	Losing	I	7	9	4
	6	Losing	F	7	9	4
	7	Losing	G	9	7	7
	8	Losing	H	9	7	5
	9	Losing	J	7	9	2

Stage Sequences

Controller Stream	Sequence	Name	Multiple cycling	Equal length multiple cycling	Stage IDs	Stage ends	Multiple cycling stage IDs	Multiple cycling stage ends
770-3	1	(untitled)	Double	✓	7, 9	10, 28	7, 9	70, 88

Intergreen Matrix for Controller Stream 770-3

		To					
		F	G	H	I	J	K
From	F		7	5			6
	G	4			5		
	H	6				5	
	I		7				
	J			7			
	K	11					

Banned Stage transitions for Controller Stream 770-3

		To		
		7	8	9
From	7			
	8			
	9			

Interstage Matrix for Controller Stream 770-3

		To		
		7	8	9
From	7	0	9	11
	8	12	0	0
	9	12	0	0

Resultant Stages

Controller Stream	Resultant Stage	Is base stage	Library Stage ID	Phases in this stage	Stage start (s)	Stage end (s)	Stage duration (s)	User stage minimum (s)	Stage minimum (s)
770-3	1	✓	7	F,I,J	100	10	30	1	2
	2	✓	9	G,H	21	28	7	1	1
	3		7	F,I,J	40	70	30	1	2
	4		9	G,H	81	88	7	1	1

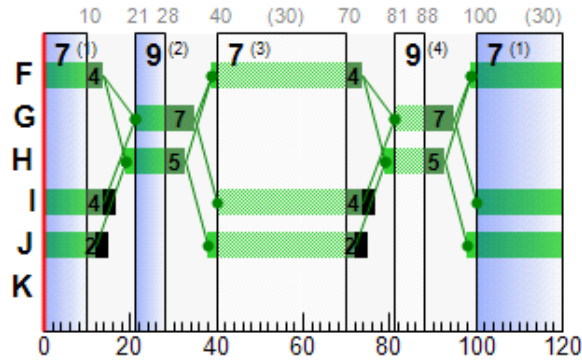
Resultant Phase Green Periods

Controller Stream	Phase	Green period	Is base green period	Start time (s)	End time (s)	Duration (s)
770-3	F	1		39	74	35
		2	✓	99	14	35
	G	1	✓	21	35	14
		2		81	95	14
	H	1	✓	19	33	14
		2		79	93	14
	I	1		40	74	34
		2	✓	100	14	34
	J	1		38	72	34
		2	✓	98	12	34

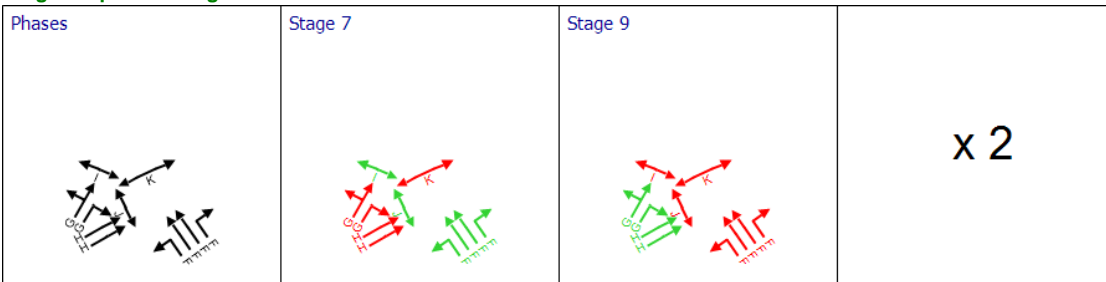
Traffic Stream Green Times

Arm	Traffic Stream	Traffic Node	Controller Stream	Phase	Green Period 1			Green Period 2		
					Start	End	Duration	Start	End	Duration
Ec	1	4	770-3	F	39	74	35	99	14	35
Ec	2	4	770-3	F	39	74	35	99	14	35
Ec	3	4	770-3	F	39	74	35	99	14	35
Ec	4	4	770-3	F	39	74	35	99	14	35
E1	1	4	770-3	G	21	35	14	81	95	14
E1	2	4	770-3	G	21	35	14	81	95	14
E2	3	4	770-3	H	19	33	14	79	93	14
E2	4	4	770-3	H	19	33	14	79	93	14

Phase Timings Diagram for Controller Stream 770-3



Stage Sequence Diagram for Controller Stream 770-3



Controller Stream 770-4

Controller Stream	Name	Description	Use sequence	Cycle time source	Cycle time (s)
770-4	(untitled)		1	NetworkDefault	120

Controller Stream 770-4 - Properties

Controller Stream	Manufacturer name	Type	Model number	(Telephone) Line Number	Site number	Grid reference	Gaining delay type
770-4	Unspecified						Absolute

Controller Stream 770-4 - Optimisation

Controller Stream	Allow offset optimisation	Allow green split optimisation	Optimisation level	Auto redistribute	Enable stage constraint
770-4			None		

Phases

Controller Stream	Phase	Name	Minimum green (s)	Maximum green (s)	Relative start displacement (s)	Relative end displacement (s)	Type	Blackout Time (s)
770-4	L	(untitled)	7	300	0	0	Traffic	
	M	(untitled)	6	300	0	0	Pedestrian	3

Library Stages

Controller Stream	Library Stage	Phases in stage	User stage minimum (s)
770-4	11	L	1
	12	M	1

Stage Sequences

Controller Stream	Sequence	Name	Multiple cycling	Stage IDs	Stage ends
770-4	1	(untitled)	Single	11, 12	19, 32

Intergreen Matrix for Controller Stream 770-4

		To	
		L	M
From	L		5
	M	7	

Banned Stage transitions for Controller Stream 770-4

		To	
		11	12
From	11		
	12		

Interstage Matrix for Controller Stream 770-4

		To	
		11	12
From	11	0	5
	12	7	0

Resultant Stages

Controller Stream	Resultant Stage	Is base stage	Library Stage ID	Phases in this stage	Stage start (s)	Stage end (s)	Stage duration (s)	User stage minimum (s)	Stage minimum (s)
770-4	1	✓	11	L	39	19	100	1	7
	2	✓	12	M	24	32	8	1	6

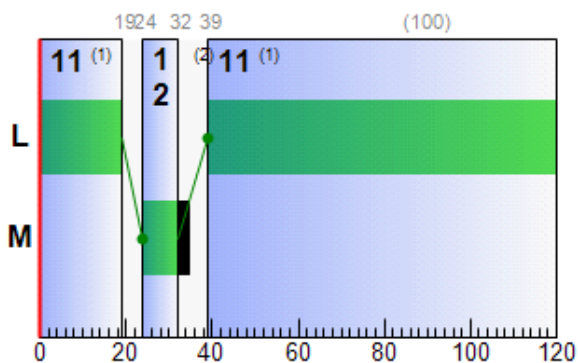
Resultant Phase Green Periods

Controller Stream	Phase	Green period	Is base green period	Start time (s)	End time (s)	Duration (s)
770-4	L	1	✓	39	19	100
	M	1	✓	24	32	8

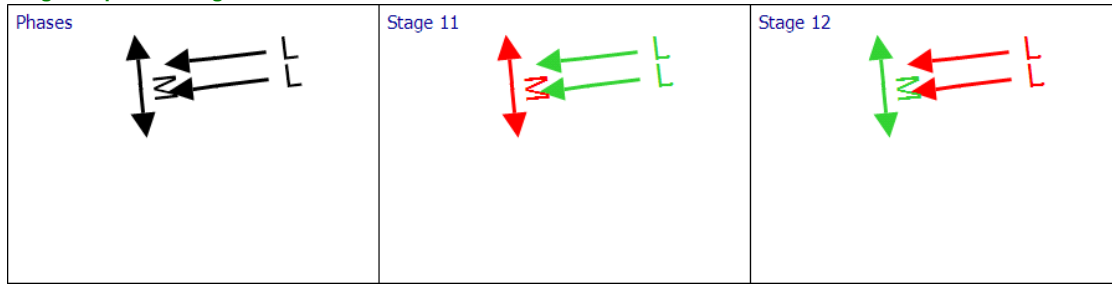
Traffic Stream Green Times

Arm	Traffic Stream	Traffic Node	Controller Stream	Phase	Green Period 1			Green Period 2		
					Start	End	Duration	Start	End	Duration
Exp	1	4-2	770-4	L	39	19	100			
Exp	2	4-2	770-4	L	39	19	100			

Phase Timings Diagram for Controller Stream 770-4



Stage Sequence Diagram for Controller Stream 770-4



Controller Stream 771-1

Controller Stream	Name	Description	Use sequence	Cycle time source	Cycle time (s)
771-1	(untitled)		1	NetworkDefault	120

Controller Stream 771-1 - Properties

Controller Stream	Manufacturer name	Type	Model number	(Telephone) Line Number	Site number	Grid reference	Gaining delay type
771-1	Unspecified						Absolute

Controller Stream 771-1 - Optimisation

Controller Stream	Allow offset optimisation	Allow green split optimisation	Optimisation level	Auto redistribute	Enable stage constraint
771-1	✓	✓	Offsets And Green Splits		

Phases

Controller Stream	Phase	Name	Minimum green (s)	Maximum green (s)	Relative start displacement (s)	Relative end displacement (s)	Type	Blackout Time (s)
771-1	A	(untitled)	7	300	0	0	Traffic	
	B	(untitled)	7	300	0	0	Traffic	
	C	(untitled)	9	300	0	0	Pedestrian	3
	D	(untitled)	9	300	0	0	Pedestrian	3

Library Stages

Controller Stream	Library Stage	Phases in stage	User stage minimum (s)
771-1	1	A, C	1
	2	A	1
	3	B, D	1
	4	B	1

Losing / Gaining Phase Delays

Controller Stream	Delay	Type	Phase	From stage	To stage	Relative delay
771-1	1	Losing	A	1	3	5
	2	Losing	B	3	2	5

Stage Sequences

Controller Stream	Sequence	Name	Multiple cycling	Stage IDs	Stage ends
771-1	1	(untitled)	Single	1, 3, 2, 4	21, 40, 86, 100

Intergreen Matrix for Controller Stream 771-1

		To			
		A	B	C	D
From	A		6		5
	B	6		5	
	C		11		
	D	11			

Banned Stage transitions for Controller Stream 771-1

		To			
		1	2	3	4
From	1				
	2				
	3				
	4				

Interstage Matrix for Controller Stream 771-1

		To			
		1	2	3	4
From	1	0	0	11	11
	2	0	0	6	6
	3	11	11	0	0
	4	6	6	0	0

Resultant Stages

Controller Stream	Resultant Stage	Is base stage	Library Stage ID	Phases in this stage	Stage start (s)	Stage end (s)	Stage duration (s)	User stage minimum (s)	Stage minimum (s)
771-1	1	✓	1	A,C	106	21	35	1	8
	2	✓	3	B,D	32	40	8	1	8
	3	✓	2	A	51	86	35	1	7
	4	✓	4	B	92	100	8	1	7

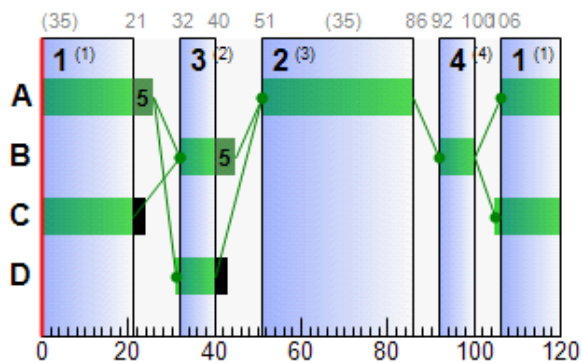
Resultant Phase Green Periods

Controller Stream	Phase	Green period	Is base green period	Start time (s)	End time (s)	Duration (s)
771-1	A	1	✓	51	86	35
		2	✓	106	26	40
	B	1	✓	32	45	13
		2	✓	92	100	8
	C	1	✓	105	21	36
	D	1	✓	31	40	9

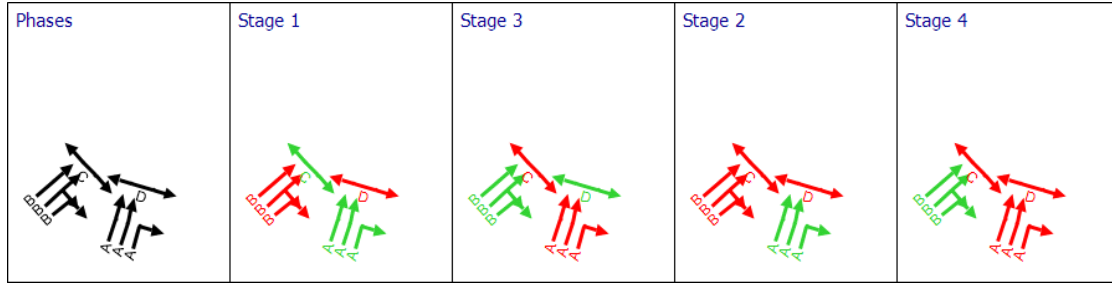
Traffic Stream Green Times

Arm	Traffic Stream	Traffic Node	Controller Stream	Phase	Green Period 1			Green Period 2		
					Start	End	Duration	Start	End	Duration
F	1	5	771-1	B	32	45	13	92	100	8
F	2	5	771-1	B	32	45	13	92	100	8
F	3	5	771-1	B	32	45	13	92	100	8
Fc	1	5	771-1	A	51	86	35	106	26	40
Fc	2	5	771-1	A	51	86	35	106	26	40
Fc	3	5	771-1	A	51	86	35	106	26	40

Phase Timings Diagram for Controller Stream 771-1



Stage Sequence Diagram for Controller Stream 771-1



Controller Stream 771-2

Controller Stream	Name	Description	Use sequence	Cycle time source	Cycle time (s)
771-2	(untitled)		1	NetworkDefault	120

Controller Stream 771-2 - Properties

Controller Stream	Manufacturer name	Type	Model number	(Telephone) Line Number	Site number	Grid reference	Gaining delay type
771-2	Unspecified						Absolute

Controller Stream 771-2 - Optimisation

Controller Stream	Allow offset optimisation	Allow green split optimisation	Optimisation level	Auto redistribute	Enable stage constraint
771-2			None		

Phases

Controller Stream	Phase	Name	Minimum green (s)	Maximum green (s)	Relative start displacement (s)	Relative end displacement (s)	Type	Blackout Time (s)
771-2	A	(untitled)	7	300	0	0	Pedestrian	3
	D	(untitled)	7	300	0	0	Traffic	
	E	(untitled)	7	300	0	0	Traffic	
	F	(untitled)	7	300	0	0	Pedestrian	3

Library Stages

Controller Stream	Library Stage	Phases in stage	User stage minimum (s)
771-2	3	D	1
	4	E	1
	5	D, F	1
	6	E, A	1

Losing / Gaining Phase Delays

Controller Stream	Delay	Type	Phase	From stage	To stage	Relative delay
771-2	1	Losing	E	6	3	6
	2	Losing	D	5	6	10

Stage Sequences

Controller Stream	Sequence	Name	Multiple cycling	Stage IDs	Stage ends
771-2	1	(untitled)	Single	3, 4, 5, 6	24, 54, 67, 90

Intergreen Matrix for Controller Stream 771-2

		To			
		A	D	E	F
From	A		12		
	D	5		5	
	E		5		5
	F			16	

Banned Stage transitions for Controller Stream 771-2

		To			
		3	4	5	6
From	3				
	4				
	5				
	6				

Interstage Matrix for Controller Stream 771-2

		To			
		3	4	5	6
From	3	0	5	0	5
	4	5	0	5	0
	5	0	16	0	16
	6	12	0	12	0

Resultant Stages

Controller Stream	Resultant Stage	Is base stage	Library Stage ID	Phases in this stage	Stage start (s)	Stage end (s)	Stage duration (s)	User stage minimum (s)	Stage minimum (s)
771-2	1	✓	3	D	102	24	42	1	7
	2	✓	4	E	29	54	25	1	7
	3	✓	5	D,F	59	67	8	1	7
	4	✓	6	E,A	83	90	7	1	6

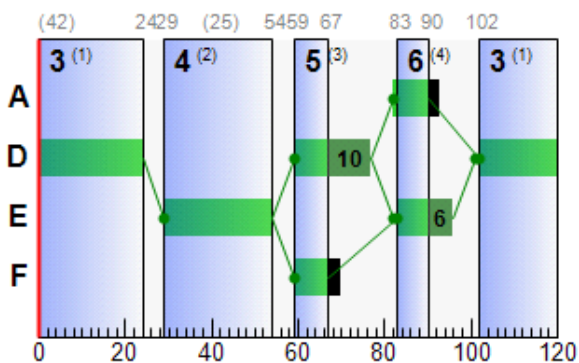
Resultant Phase Green Periods

Controller Stream	Phase	Green period	Is base green period	Start time (s)	End time (s)	Duration (s)
771-2	A	1	✓	82	90	8
	D	1	✓	59	77	18
		2	✓	102	24	42
	E	1	✓	29	54	25
		2	✓	83	96	13
	F	1	✓	59	67	8

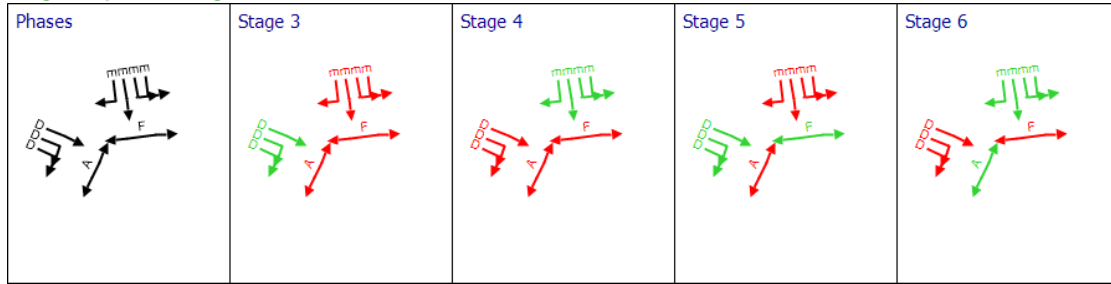
Traffic Stream Green Times

Arm	Traffic Stream	Traffic Node	Controller Stream	Phase	Green Period 1			Green Period 2		
					Start	End	Duration	Start	End	Duration
A	1	6	771-2	E	29	54	25	83	96	13
A	2	6	771-2	E	29	54	25	83	96	13
A	3	6	771-2	E	29	54	25	83	96	13
A	4	6	771-2	E	29	54	25	83	96	13
Ac	1	6	771-2	D	59	77	18	102	24	42
Ac	2	6	771-2	D	59	77	18	102	24	42
Ac	3	6	771-2	D	59	77	18	102	24	42

Phase Timings Diagram for Controller Stream 771-2



Stage Sequence Diagram for Controller Stream 771-2



Controller Stream TC777-1

Controller Stream	Name	Description	Use sequence	Cycle time source	Cycle time (s)
TC777-1	A653 Dewsbury Road / Topcliffe Lane		1	NetworkDefault	120

Controller Stream TC777-1 - Properties

Controller Stream	Manufacturer name	Type	Model number	(Telephone) Line Number	Site number	Grid reference	Gaining delay type
TC777-1	Unspecified						Absolute

Controller Stream TC777-1 - Optimisation

Controller Stream	Allow offset optimisation	Allow green split optimisation	Optimisation level	Auto redistribute	Enable stage constraint
TC777-1			None		

Phases

Controller Stream	Phase	Name	Minimum green (s)	Maximum green (s)	Relative start displacement (s)	Relative end displacement (s)	Type	Blackout Time (s)
TC777-1	A	Dewsbury Rd NB	7	300	0	1	Traffic	
	B	Dewsbury Rd SB	7	300	0	2	Traffic	
	C	Dewsbury Rd NB RT	7	300	0	0	Traffic	
	D	Topcliffe Ln RT	7	300	0	0	Traffic	
	E	Side Road	7	300	0	0	Traffic	
	F	Ped Xing at D	5	300	0	0	Pedestrian	3
	G	Ped Xing at B	7	300	0	0	Pedestrian	3
	H	Ped Xing at A AH	6	300	0	0	Pedestrian	3
	I	Ped Xing at A LT	5	300	0	0	Pedestrian	3
	J	(untitled)	7	300	0	0	Traffic	

Library Stages

Controller Stream	Library Stage	Phases in stage	User stage minimum (s)
TC777-1	1	A, B, F	1
	2	A, C, F, G	1
	3	B, F, H, I	1
	4	D, E	1
	5	D, H, I	1
	6	E, F, I	1
	7	A, F, J	1

Stage Sequences

Controller Stream	Sequence	Name	Multiple cycling	Stage IDs	Stage ends
TC777-1	1	(untitled)	Single	1, 2, 5, 7	113, 9, 25, 37

Intergreen Matrix for Controller Stream TC777-1

		To									
		A	B	C	D	E	F	G	H	I	J
From	A				5	5			7	5	
	B			5	5	5		5			5
	C		6		5	5					6
	D	5	5	6			5				5
	E	5	5	5					8		5
	F				8						
	G		16								16
	H	6				6					
	I	5									
	J		5	5	5	5		5			

Banned Stage transitions for Controller Stream TC777-1

		To						
		1	2	3	4	5	6	7
From	1							
	2							
	3							
	4							
	5							
	6							
	7							

Interstage Matrix for Controller Stream TC777-1

		To						
		1	2	3	4	5	6	7
From	1	0	5	7	8	8	5	5
	2	16	0	16	8	8	5	16
	3	6	6	0	8	8	6	6
	4	5	6	8	0	8	5	5
	5	6	6	5	6	0	6	6
	6	5	5	8	8	8	0	5
	7	5	5	7	8	8	5	0

Resultant Stages

Controller Stream	Resultant Stage	Is base stage	Library Stage ID	Phases in this stage	Stage start (s)	Stage end (s)	Stage duration (s)	User stage minimum (s)	Stage minimum (s)
TC777-1	1	✓	1	A,B,F	42	113	71	1	7
	2	✓	2	A,C,F,G	118	9	11	1	7
	3	✓	5	D,H,I	17	25	8	1	7
	4	✓	7	A,F,J	31	37	6	1	6

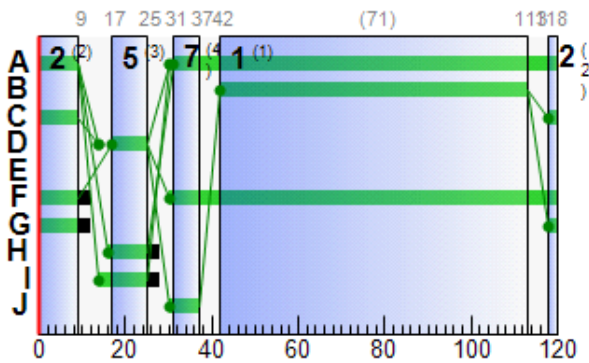
Resultant Phase Green Periods

Controller Stream	Phase	Green period	Is base green period	Start time (s)	End time (s)	Duration (s)
TC777-1	A	1	✓	31	9	98
	B	1	✓	42	113	71
	C	1	✓	118	9	11
	D	1	✓	17	25	8
	F	1	✓	30	9	99
	G	1	✓	118	9	11
	H	1	✓	16	25	9
	I	1	✓	14	25	11
	J	1	✓	30	37	7

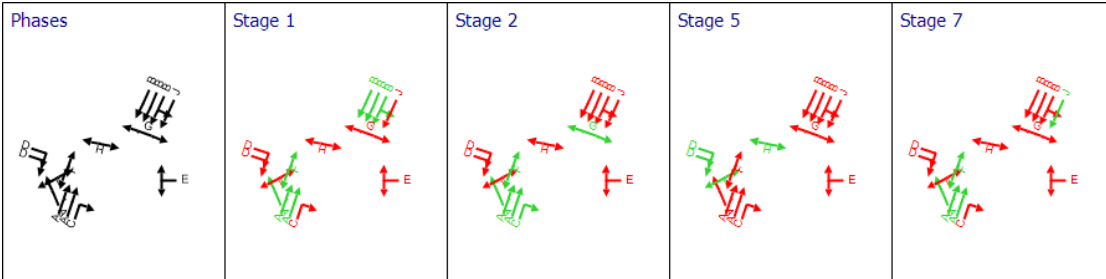
Traffic Stream Green Times

Arm	Traffic Stream	Traffic Node	Controller Stream	Phase	Green Period 1			Green Period 2		
					Start	End	Duration	Start	End	Duration
TC5	2	TC771-6	TC777-1	A	31	9	98			
TC5	3	TC771-6	TC777-1	A	31	9	98			
TC5	4	TC771-6	TC777-1	C	118	9	11			
TC9	1	TC771-6	TC777-1	B	42	113	71			
TC9	2	TC771-6	TC777-1	B	42	113	71			
TC9	3	TC771-6	TC777-1	B	42	113	71			
TC35	1	TC771-6	TC777-1	A	31	9	98			
TC41	1	TC771-6	TC777-1	D	17	25	8			
TC41	2	TC771-6	TC777-1	D	17	25	8			
TC42	1	TC771-6	TC777-1	E						
53	1	TC771-6	TC777-1	J	30	37	7			

Phase Timings Diagram for Controller Stream TC777-1



Stage Sequence Diagram for Controller Stream TC777-1



Controller Stream TC777-2

Controller Stream	Name	Description	Use sequence	Cycle time source	Cycle time (s)
TC777-2	Topcliffe Ln LT Ped		1	NetworkDefault	120

Controller Stream TC777-2 - Properties

Controller Stream	Manufacturer name	Type	Model number	(Telephone) Line Number	Site number	Grid reference	Gaining delay type
TC777-2	Unspecified						Absolute

Controller Stream TC777-2 - Optimisation

Controller Stream	Allow offset optimisation	Allow green split optimisation	Optimisation level	Auto redistribute	Enable stage constraint
TC777-2			None		

Phases

Controller Stream	Phase	Name	Minimum green (s)	Maximum green (s)	Relative start displacement (s)	Relative end displacement (s)	Type	Blackout Time (s)
TC777-2	J	Topcliffe Ln LT	7	300	0	0	Traffic	
	K	Ped Xing at J	5	300	0	0	Pedestrian	3

Library Stages

Controller Stream	Library Stage	Phases in stage	User stage minimum (s)
TC777-2	1	J	1
	2	K	1

Stage Sequences

Controller Stream	Sequence	Name	Multiple cycling	Stage IDs	Stage ends
TC777-2	1	(untitled)	Single	1, 2	30, 40

Intergreen Matrix for Controller Stream TC777-2

		To	
		J	K
From	J		5
	K	5	

Banned Stage transitions for Controller Stream TC777-2

		To	
		1	2
From	1		
	2		

Interstage Matrix for Controller Stream TC777-2

		To	
		1	2
From	1	0	5
	2	5	0

Resultant Stages

Controller Stream	Resultant Stage	Is base stage	Library Stage ID	Phases in this stage	Stage start (s)	Stage end (s)	Stage duration (s)	User stage minimum (s)	Stage minimum (s)
TC777-2	1	✓	1	J	45	30	105	1	7
	2	✓	2	K	35	40	5	1	5

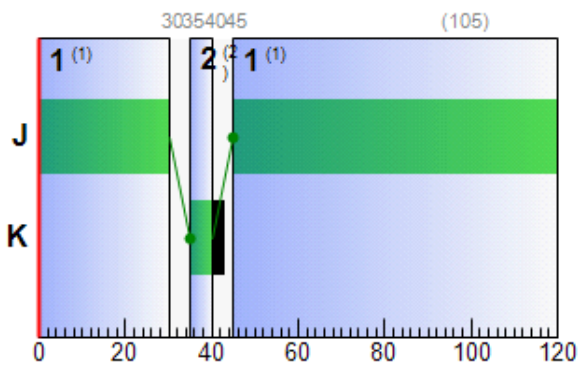
Resultant Phase Green Periods

Controller Stream	Phase	Green period	Is base green period	Start time (s)	End time (s)	Duration (s)
TC777-2	J	1	✓	45	30	105
	K	1	✓	35	40	5

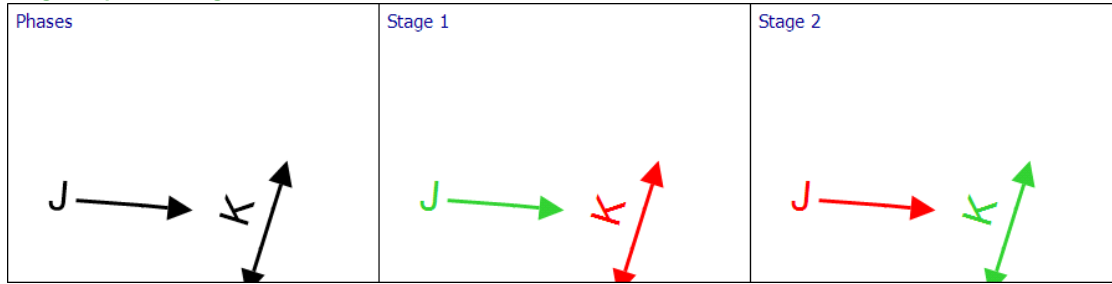
Traffic Stream Green Times

Arm	Traffic Stream	Traffic Node	Controller Stream	Phase	Green Period 1			Green Period 2		
					Start	End	Duration	Start	End	Duration
TC37	1	TC771-6	TC777-2	J	45	30	105			

Phase Timings Diagram for Controller Stream TC777-2



Stage Sequence Diagram for Controller Stream TC777-2



Resultant penalties

Time Segment	Controller stream	Phase min max penalty (£ per hr)	Intergreen broken penalty (£ per hr)	Stage constraint broken penalty (£ per hr)	Cost of controller stream penalties (£ per hr)
07:30-08:30	(ALL)	0.00	0.00	0.00	0.00

Results - Link

Results - Traffic Stream

Results - Traffic Stream: Vehicle summary

Time Segment	Arm	Traffic Stream	Name	Phase	Calculated flow entering (PCU/hr)	Calculated sat flow (PCU/hr)	Actual green (s per cycle)	Calculated capacity (PCU/hr)	Degree of saturation (%)	Practical reserve capacity (%)	Mean Delay per Veh (s)	Mean max queue (PCU)	Utilised storage (%)	JourneyTime (s)	
	A	1	(untitled)	E	430	2050	38	683	63	43	26.29	8.02	65.72	31.56	
		2	(untitled)	E	172	2050	38	683	25	258	18.30	2.77	22.02	23.73	
		3	(untitled)	E	360	2050	38	683	53	71	26.62	7.38	57.26	32.18	
		4	(untitled)	E	541	2050	38	683	79	14	40.38	11.27	85.48	46.06	
	Ac	1	(untitled)	D	1113	2263	60	1169	95	-5	31.65	19.29	123.45	38.40	
		2	(untitled)	D	230	2263	60	1157	20	353	7.12	4.11	27.25	16.04	
		3	(untitled)	D	396	2263	60	1169	34	166	6.94	7.11	49.51	13.13	
	Acf	1	(untitled)		1343	2263	120	2261	59	52	1.16	2.75	22.18	6.52	
		2	(untitled)		396	2263	120	2263	17	414	0.17	0.02	0.15	7.55	
	Af	1	(untitled)		602	2050	120	2050	29	206	0.36	0.06	0.64	6.95	
		2	(untitled)		360	2050	120	2050	18	413	0.19	0.02	0.20	6.74	
		3	(untitled)		541	2050	120	2050	26	241	0.31	0.05	0.50	6.88	
	B	1	(untitled)	B	299	2050	38	683	44	106	11.84	3.22	19.57	18.94	
		2	(untitled)	B	307	2150	38	712	43	109	11.72	3.30	19.52	19.01	
		3	(untitled)	B	376	2100	38	700	54	68	31.88	6.70	38.67	39.36	
		4	(untitled)	B	408	2050	38	408	100	-10	203.30	27.02	151.69	215.59	
	Bc	1	(untitled)	A	402	2050	58	1025	39	130	11.61	9.45	40.86	21.59	
		2	(untitled)	A	533	2050	58	1006	53	70	11.45	12.50	54.57	21.33	
		3	(untitled)	A	764	2050	58	1025	75	21	13.22	19.64	86.60	22.99	
	Bcf	1	(untitled)		1543	2263	120	2263	68	32	1.70	0.73	6.17	6.21	
		2	(untitled)		402	2263	120	2263	18	407	0.17	0.02	0.16	5.74	
		3	(untitled)		533	2263	120	2263	24	282	0.24	0.04	0.31	6.44	
		4	(untitled)		764	2263	120	2261	34	166	0.41	2.06	17.56	6.69	
	Bf	1	(untitled)		606	1800	120	1800	34	167	0.51	0.09	0.22	27.84	
		2	(untitled)		784	1800	120	820	96	-6	126.92	46.24	116.39	154.33	
	C	1	(untitled)	G	512	2100	34	630	81	11	36.21	9.98	47.37	50.74	
		2	(untitled)	G	466	2200	34	638	73	23	22.94	8.72	41.00	37.63	
		3	(untitled)	G	578	2050	34	615	94	-4	117.91	25.71	118.87	132.83	
	Cf	1	(untitled)		512	1965	120	1965	26	246	0.32	0.05	0.18	17.67	
		2	(untitled)		1044	1965	120	1044	100	-10	88.77	40.29	158.81	106.27	
			1	(untitled)	B	504	2050	34	615	82	10	37.28	9.55	99.82	41.41

07:30-08:30	D	2	(untitled)	B	555	1850	34	555	100	-10	106.62	20.57	215.10	110.75
		3	(untitled)	B	559	2250	34	610	92	-2	49.73	12.57	127.17	53.99
		4	(untitled)	B	635	2250	34	672	95	-5	56.45	15.24	144.74	60.99
	Dc	1	(untitled)	A	849	2100	66	1189	71	26	12.19	7.79	89.10	15.96
		2	(untitled)	A	855	2100	66	1117	77	18	15.26	8.16	97.06	18.88
		3	(untitled)	A	644	2100	66	959	67	34	10.38	6.12	75.85	13.86
	Dcf	4	(untitled)	A	770	2100	66	770	100	-10	83.23	20.34	262.91	86.56
		1	(untitled)		894	2050	120	2050	44	106	0.68	0.17	1.47	5.62
		2	(untitled)		207	2100	120	2100	10	812	0.09	0.01	0.05	5.04
		3	(untitled)		849	2100	120	1544	55	64	3.12	7.35	63.65	8.10
		4	(untitled)		855	2100	120	1446	59	52	4.51	7.39	63.84	9.51
		5	(untitled)		644	2100	120	2089	31	192	0.40	2.39	20.52	5.42
	Df	6	(untitled)		770	2100	120	770	100	-10	90.71	24.78	212.25	95.74
		1	(untitled)	B	1118	1900	103	1045	107	-16	155.11	75.41	216.80	179.11
	Dxp	2	(untitled)	B	1196	2250	103	1619	74	22	7.73	42.92	123.39	31.73
		1	(untitled)	D	897	2050	101	1743	51	75	1.48	1.73	21.36	4.98
	Ec	2	(untitled)	D	208	2050	101	1743	12	655	0.35	0.17	2.00	4.00
		1	(untitled)	F	816	2150	70	1290	63	42	10.68	7.45	85.51	14.43
		2	(untitled)	F	1199	2263	70	1358	88	2	14.75	10.07	119.61	18.38
		3	(untitled)	F	1292	2263	70	1292	100	-10	56.18	24.44	300.46	59.69
	Ecf	4	(untitled)	F	634	2250	70	1350	47	92	11.32	7.11	90.64	14.70
		1	(untitled)		933	2100	120	2092	45	102	0.74	4.84	60.60	4.19
		2	(untitled)		1276	2100	120	1779	72	25	3.36	6.19	76.70	6.84
		3	(untitled)		1199	2263	120	1741	69	31	5.85	7.06	86.45	9.37
		4	(untitled)		1292	2300	120	1502	86	5	13.58	9.42	113.99	17.14
	Ef	5	(untitled)		672	2300	120	1752	38	135	5.16	5.44	64.47	8.81
		1	(untitled)		907	1900	120	836	108	-17	173.69	54.15	244.12	188.99
	Exp	2	(untitled)		509	1900	120	1900	27	236	0.35	0.05	0.22	15.65
		1	(untitled)	L	933	2050	100	1725	54	66	1.81	5.01	55.57	5.70
	F	2	(untitled)	L	460	2050	100	1725	27	238	1.26	2.37	25.34	5.29
		1	(untitled)	B	310	2100	21	403	77	17	37.43	6.03	40.70	43.81
		2	(untitled)	B	310	2100	21	403	77	17	37.43	6.03	40.41	43.86
	Fc	3	(untitled)	B	324	2100	21	403	80	12	40.66	6.55	43.19	47.20
		1	(untitled)	A	1415	2263	75	1452	97	-8	32.08	39.67	126.34	50.92
		2	(untitled)	A	1324	2263	75	1324	100	-10	64.16	47.25	151.94	82.59
	Ff	3	(untitled)	A	1172	2263	75	1447	81	11	12.35	22.95	74.26	31.41
		1	(untitled)		620	1900	120	1900	33	176	0.46	0.08	0.16	33.55
	G	2	(untitled)		324	1900	120	1900	17	428	0.19	0.02	0.04	33.24
		1	(untitled)	F	280	2050	32	561	50	80	39.24	4.93	18.15	55.30
	Gf	2	(untitled)	F	267	2050	32	561	48	89	43.85	5.05	19.05	55.29
1		(untitled)		261	2050	120	2049	13	607	0.13	2.33	34.47	3.05	
xA	2	(untitled)		248	2050	120	2049	12	644	0.13	2.33	34.85	3.01	
	1	(untitled)		1585	2263	120	1964	81	12	8.28	24.86	61.87	25.60	
xB	2	(untitled)		1531	2263	120	1886	81	11	11.85	29.55	73.31	29.23	
	1	(untitled)		1543	Unrestricted	120	Unrestricted	0	Unrestricted	0.00	0.00	0.00	5.79	
xC	1	(untitled)		494	1900	120	1009	49	84	7.53	7.23	35.95	16.20	
	2	(untitled)		477	1900	120	1035	46	95	7.04	7.19	35.65	15.74	
xD	1	(untitled)		897	Unrestricted	120	Unrestricted	0	Unrestricted	0.00	0.00	0.00	9.13	
	2	(untitled)		208	Unrestricted	120	Unrestricted	0	Unrestricted	0.00	0.00	0.00	9.21	
xE	1	(untitled)		933	Unrestricted	120	Unrestricted	0	Unrestricted	0.00	0.00	0.00	13.04	
	2	(untitled)		460	Unrestricted	120	Unrestricted	0	Unrestricted	0.00	0.00	0.00	13.04	
xF	1	(untitled)		867	Unrestricted	120	Unrestricted	0	Unrestricted	0.00	0.00	0.00	12.19	
Cc1	1	(untitled)	E	425	2050	60	1059	40	124	4.26	2.66	15.99	10.83	
E1	1	(untitled)	G	299	2050	28	513	58	54	36.37	5.37	38.60	42.37	
	2	(untitled)	G	537	2200	28	550	98	-8	124.14	22.32	160.41	130.14	
Gf1	1	(untitled)		38	668	120	668	6	1483	2.19	0.33	3.95	5.77	
	2	(untitled)	D	809	2150	58	1040	78	16	13.93	14.79	94.03	23.90	
	3	(untitled)	D	389	2050	58	1025	38	137	3.36	1.65	10.63	13.71	

Cc2	4	(untitled)	D	630	2150	58	1075	59	54	13.74	8.24	52.32	23.28
	5	(untitled)	D	428	2050	58	1025	42	116	15.33	6.17	40.19	23.91
	6	(untitled)	D	408	2050	58	408	100	-10	165.68	23.10	151.23	173.59
E2	3	(untitled)	H	261	2150	28	528	49	82	22.67	3.65	39.38	26.67
	4	(untitled)	H	248	2050	28	513	48	86	22.48	3.46	36.66	26.56
TC5	2	(untitled)	A	1057	2263	98	1886	56	61	2.71	3.25	81.27	5.48
	3	(untitled)	A	1531	2263	98	1886	81	11	5.19	4.62	115.51	7.96
	4	(untitled)	C	0	1800	11	180	0	Unrestricted	0.00	0.00	0.00	0.00
TC9	1	(untitled)	B	497	1925	71	1187	42	115	12.98	8.01	50.22	23.98
	2	(untitled)	B	352	1966	71	1212	29	210	11.35	5.14	32.11	22.40
	3	(untitled)	B	452	1947	71	1201	38	139	12.39	6.95	43.12	23.51
TC35	1	(untitled)	A	528	1900	98	1583	33	170	1.29	1.53	36.48	4.19
TC36	1	(untitled)		231	1800	120	1800	13	601	0.15	0.01	0.22	3.17
TC37	1	(untitled)	J	41	1850	105	1634	3	3487	0.90	0.16	2.07	4.09
TC38	1	(untitled)		41	224	120	224	18	392	13.22	2.44	65.70	14.75
TC39	2	(untitled)		1057	2263	120	2263	47	93	0.70	0.20	3.33	3.23
	3	(untitled)		1531	2263	120	2263	68	33	1.66	0.70	12.17	4.05
TC40	2	(untitled)		1098	Unrestricted	120	Unrestricted	0	Unrestricted	0.00	0.00	0.00	4.23
	3	(untitled)		1531	Unrestricted	120	Unrestricted	0	Unrestricted	0.00	0.00	0.00	4.02
TC41	1	(untitled)	D	95	1850	8	139	68	31	80.62	3.68	38.75	84.55
	2	(untitled)	D	95	1850	8	139	68	31	80.62	3.68	38.43	84.58
TC42	1	(untitled)	E	0	0	0	0	0	-100	0.00	0.00	0.00	0.00
TC43	1	(untitled)		0	1800	120	1800	0	Unrestricted	0.00	0.00	0.00	0.00
47	1	(untitled)		972	1300	120	1300	75	20	4.05	1.09	4.71	20.09
48	1	(untitled)		1605	1965	120	1556	103	-13	85.11	60.92	635.43	91.73
49	1	(untitled)		509	1900	120	1900	27	236	0.35	0.05	1.07	3.50
	2	(untitled)		804	1900	120	1900	42	113	0.69	0.16	3.40	3.84
50	1	(untitled)		1968	1900	120	1390	142	-36	536.06	336.01	4012.92	541.84
51	1	(untitled)		944	1900	120	1900	50	81	0.93	0.24	3.76	5.43
53	1		J	12	1800	7	120	10	800	54.40	0.38	2.39	65.32
54	1		A	14	1800	7	120	12	671	54.71	0.44	1.27	78.71

Data Entry - Stage Start and End

Resultant Stage

Controller Stream	Resultant Stage	Is base stage	Library Stage ID	Phases in this stage	Stage start (s)	Stage end (s)	Stage duration (s)	User stage minimum (s)	Stage minimum (s)
11	1	✓	1	A	92	99	7	1	7
	2	✓	2	B	104	87	103	1	7
769-1	1	✓	1	A	96	5	29	1	7
	2	✓	2	B	12	31	19	1	7
	3		1	A	36	65	29	1	7
	4		2	B	72	91	19	1	7
769-2	1	✓	4	D,E,H,I	99	4	25	1	3
	2	✓	5	F,G,J,K	15	25	10	1	10
	3		4	D,E,H,I	39	64	25	1	3
	4		5	F,G,J,K	75	85	10	1	10
770-1	1	✓	1	A,C	100	9	29	1	7
	2	✓	2	B	18	35	17	1	7
	3		1	A,C	40	69	29	1	7
	4		2	B	78	95	17	1	7
770-2	1	✓	4	D	36	17	101	1	7
	2	✓	5	E	22	29	7	1	5
770-3	1	✓	7	F,I,J	100	10	30	1	2
	2	✓	9	G,H	21	28	7	1	1
	3		7	F,I,J	40	70	30	1	2
	4		9	G,H	81	88	7	1	1
770-4	1	✓	11	L	39	19	100	1	7
	2	✓	12	M	24	32	8	1	6
771-1	1	✓	1	A,C	106	21	35	1	8
	2	✓	3	B,D	32	40	8	1	8
	3	✓	2	A	51	86	35	1	7
	4	✓	4	B	92	100	8	1	7
771-2	1	✓	3	D	102	24	42	1	7
	2	✓	4	E	29	54	25	1	7
	3	✓	5	D,F	59	67	8	1	7
	4	✓	6	E,A	83	90	7	1	6
TC777-1	1	✓	1	A,B,F	42	113	71	1	7
	2	✓	2	A,C,F,G	118	9	11	1	7
	3	✓	5	D,H,I	17	25	8	1	7
	4	✓	7	A,F,J	31	37	6	1	6
TC777-2	1	✓	1	J	45	30	105	1	7
	2	✓	2	K	35	40	5	1	5

Data Entry - Phase

Phase

Controller Stream	Phase	Phase	Minimum green (s)	Maximum green (s)	Relative start displacement (s)	Relative end displacement (s)	Type
11	A	A	7	300	0	0	Traffic
	B	B	7	300	0	0	Traffic
769-1	A	A	7	300	0	0	Traffic
	B	B	7	300	0	0	Traffic
	C	C	7	300	0	0	Pedestrian
769-2	D	D	7	300	0	0	Traffic
	E	E	7	300	0	0	Traffic
	F	F	4	300	0	0	Traffic
	G	G	4	300	0	0	Traffic
	H	H	5	300	0	0	Pedestrian
	I	I	7	300	0	0	Pedestrian
	J	J	12	300	0	0	Pedestrian
	K	K	5	300	0	0	Pedestrian
770-1	A	A	7	300	0	0	Traffic
	B	B	7	300	0	0	Traffic
	C	C	7	300	0	0	Pedestrian
770-2	D	D	7	300	0	0	Traffic
	E	E	5	300	0	0	Pedestrian
770-3	F	F	7	300	0	0	Traffic
	G	G	4	300	0	0	Traffic
	H	H	4	300	0	0	Traffic
	I	I	5	300	0	0	Pedestrian
	J	J	5	300	0	0	Pedestrian
	K	K	10	300	0	0	Pedestrian
770-4	L	L	7	300	0	0	Traffic
	M	M	6	300	0	0	Pedestrian
771-1	A	A	7	300	0	0	Traffic
	B	B	7	300	0	0	Traffic
	C	C	9	300	0	0	Pedestrian
	D	D	9	300	0	0	Pedestrian
771-2	A	A	7	300	0	0	Pedestrian
	D	D	7	300	0	0	Traffic
	E	E	7	300	0	0	Traffic
	F	F	7	300	0	0	Pedestrian
TC777-1	A	A	7	300	0	1	Traffic
	B	B	7	300	0	2	Traffic
	C	C	7	300	0	0	Traffic
	D	D	7	300	0	0	Traffic
	E	E	7	300	0	0	Traffic
	F	F	5	300	0	0	Pedestrian
	G	G	7	300	0	0	Pedestrian
	H	H	6	300	0	0	Pedestrian
	I	I	5	300	0	0	Pedestrian
	J	J	7	300	0	0	Traffic
TC777-2	J	J	7	300	0	0	Traffic
	K	K	5	300	0	0	Pedestrian

Data Entry - Traffic Stream

Traffic Stream

--	--	--	--	--	--	--	--	--	--

Arm	Traffic Stream	Auto length	Length (m)	Traffic model	Max queue storage (PCU)	Traffic type	Has Saturation Flow	Is signal controlled	Is give way	Saturation flow source	Saturation flow (PCU/hr)	Delay weighting multiplier (%)	Stop weighting multiplier (%)
A	1	✓	70.18	CTM	0.00	Normal	✓	✓		Directly entered	2050	100	100
	2	✓	72.46	CTM	0.00	Normal	✓	✓		Directly entered	2050	100	100
	3	✓	74.12	CTM	0.00	Normal	✓	✓		Directly entered	2050	100	100
	4	✓	75.77	CTM	0.00	Normal	✓	✓		Directly entered	2050	100	100
Ac	1	✓	89.87	CTM	0.00	Normal	✓	✓		Directly entered	2263	100	100
	2	✓	86.66	CTM	0.00	Normal	✓	✓		Directly entered	2263	100	100
	3	✓	82.54	CTM	0.00	Normal	✓	✓		Directly entered	2263	100	100
Acf	1	✓	71.36	CTM	0.00	Normal	✓			Directly entered	2263	100	100
	2	✓	71.73	CTM	0.00	Normal	✓			Directly entered	2263	100	100
Af	1	✓	54.84	CTM	0.00	Normal	✓			Directly entered	2050	100	100
	2	✓	54.57	CTM	0.00	Normal	✓			Directly entered	2050	100	100
	3	✓	54.68	CTM	0.00	Normal	✓			Directly entered	2050	100	100
B	1	✓	94.67	CTM	0.00	Normal	✓	✓		Directly entered	2050	100	100
	2	✓	97.18	CTM	0.00	Normal	✓	✓		Directly entered	2150	100	100
	3	✓	99.69	CTM	0.00	Normal	✓	✓		Directly entered	2100	100	100
	4	✓	102.42	CTM	0.00	Normal	✓	✓		Directly entered	2050	100	100
Bc	1	✓	133.05	CTM	0.00	Normal	✓	✓		Directly entered	2050	100	100
	2	✓	131.72	CTM	0.00	Normal	✓	✓		Directly entered	2050	100	100
	3	✓	130.38	CTM	0.00	Normal	✓	✓		Directly entered	2050	100	100
Bcf	1	✓	67.86	CTM	0.00	Normal	✓			Directly entered	2263	100	100
	2	✓	68.39	CTM	0.00	Normal	✓			Directly entered	2263	100	100
	3	✓	67.34	CTM	0.00	Normal	✓			Directly entered	2263	100	100
	4	✓	67.30	CTM	0.00	Normal	✓			Directly entered	2263	100	100
Bf	1	✓	227.81	CTM	0.00	Normal	✓			Sum of lanes	1800	100	100
	2	✓	228.44	CTM	0.00	Normal	✓			Sum of lanes	1800	100	100
C	1	✓	121.13	CTM	0.00	Normal	✓	✓		Directly entered	2100	100	100
	2	✓	122.36	CTM	0.00	Normal	✓	✓		Directly entered	2200	100	100
	3	✓	124.35	CTM	0.00	Normal	✓	✓		Directly entered	2050	100	100
Cf	1	✓	144.60	CTM	0.00	Normal	✓			Sum of lanes	1965	100	100
	2	✓	145.86	CTM	0.00	Normal	✓			Sum of lanes	1965	100	100
	1		55.00	CTM	0.00	Normal	✓	✓		Directly entered	2050	100	100

D	2		55.00	CTM	0.00	Normal	✓	✓		Directly entered	1850	100	100
	3	✓	56.84	CTM	0.00	Normal	✓	✓		Directly entered	2250	100	100
	4	✓	60.54	CTM	0.00	Normal	✓	✓		Directly entered	2250	100	100
Dc	1	✓	50.27	CTM	0.00	Normal	✓	✓		Directly entered	2100	100	100
	2	✓	48.34	CTM	0.00	Normal	✓	✓		Directly entered	2100	100	100
	3	✓	46.42	CTM	0.00	Normal	✓	✓		Directly entered	2100	100	100
	4	✓	44.49	CTM	0.00	Normal	✓	✓		Directly entered	2100	100	100
Dcf	1	✓	65.95	CTM	0.00	Normal	✓			Directly entered	2050	100	100
	2	✓	65.92	CTM	0.00	Normal	✓			Directly entered	2100	100	100
	3	✓	66.37	CTM	0.00	Normal	✓			Directly entered	2100	100	100
	4	✓	66.58	CTM	0.00	Normal	✓			Directly entered	2100	100	100
	5	✓	66.90	CTM	0.00	Normal	✓			Directly entered	2100	100	100
	6	✓	67.13	CTM	0.00	Normal	✓			Directly entered	2100	100	100
Df	1		200.00	NetworkDefault	0.00	Normal	✓	✓		Sum of lanes	1900	100	100
	2		200.00	NetworkDefault	0.00	Normal	✓	✓		Directly entered	2250	100	100
Dxp	1	✓	46.62	NetworkDefault	0.00	Normal	✓	✓		Directly entered	2050	100	100
	2	✓	48.64	NetworkDefault	0.00	Normal	✓	✓		Directly entered	2050	100	100
Ec	1	✓	50.09	CTM	0.00	Normal	✓	✓		Directly entered	2150	100	100
	2	✓	48.43	CTM	0.00	Normal	✓	✓		Directly entered	2263	100	100
	3	✓	46.77	CTM	0.00	Normal	✓	✓		Directly entered	2263	100	100
	4	✓	45.11	CTM	0.00	Normal	✓	✓		Directly entered	2250	100	100
Ecf	1	✓	45.94	CTM	0.00	Normal	✓			Directly entered	2100	100	100
	2	✓	46.37	CTM	0.00	Normal	✓			Directly entered	2100	100	100
	3	✓	46.93	CTM	0.00	Normal	✓			Directly entered	2263	100	100
	4	✓	47.50	CTM	0.00	Normal	✓			Directly entered	2300	100	100
	5	✓	48.55	CTM	0.00	Normal	✓			Directly entered	2300	100	100
Ef	1	✓	127.54	NetworkDefault	0.00	Normal	✓			Directly entered	1900	100	100
	2	✓	127.54	NetworkDefault	0.00	Normal	✓			Sum of lanes	1900	100	100
Exp	1	✓	51.83	CTM	0.00	Normal	✓	✓		Directly entered	2050	100	100
	2	✓	53.71	CTM	0.00	Normal	✓	✓		Directly entered	2050	100	100
F	1	✓	85.13	CTM	0.00	Normal	✓	✓		Directly entered	2100	100	100
	2	✓	85.72	CTM	0.00	Normal	✓	✓		Directly entered	2100	100	100
	3	✓	87.25	CTM	0.00	Normal	✓	✓		Directly entered	2100	100	100
	1	✓	180.56	CTM	0.00	Normal	✓	✓		Directly entered	2263	100	100

Fc	2	✓	178.82	CTM	0.00	Normal	✓	✓		Directly entered	2263	100	100
	3	✓	177.67	CTM	0.00	Normal	✓	✓		Directly entered	2263	100	100
Ff	1	✓	275.73	CTM	0.00	Normal	✓			Sum of lanes	1900	100	100
	2	✓	275.39	CTM	0.00	Normal	✓			Sum of lanes	1900	100	100
G	1	✓	156.15	CTM	0.00	Normal	✓	✓		Directly entered	2050	100	100
	2	✓	152.60	CTM	0.00	Normal	✓	✓		Directly entered	2050	100	100
Gf	1	✓	38.89	CTM	0.00	Normal	✓			Directly entered	2050	100	100
	2	✓	38.45	CTM	0.00	Normal	✓			Directly entered	2050	100	100
xA	1	✓	231.00	CTM	0.00	Normal	✓			Directly entered	2263	100	100
	2	✓	231.79	CTM	0.00	Normal	✓			Directly entered	2263	100	100
xB	1	✓	77.15	NetworkDefault	0.00	Normal						100	100
xC	1	✓	115.60	CTM	0.00	Normal	✓			Sum of lanes	1900	100	100
	2	✓	115.98	CTM	0.00	Normal	✓			Sum of lanes	1900	100	100
xD	1	✓	121.71	NetworkDefault	0.00	Normal						100	100
	2	✓	122.74	NetworkDefault	0.00	Normal						100	100
xE	1	✓	173.89	NetworkDefault	0.00	Normal						100	100
	2	✓	173.83	NetworkDefault	0.00	Normal						100	100
xF	1	✓	162.53	NetworkDefault	0.00	Normal						100	100
Cc1	1	✓	95.71	CTM	0.00	Normal	✓	✓		Directly entered	2050	100	100
E1	1		80.00	CTM	0.00	Normal	✓	✓		Directly entered	2050	100	100
	2		80.00	CTM	0.00	Normal	✓	✓		Directly entered	2200	100	100
Gf1	1	✓	47.81	NetworkDefault	0.00	Normal			✓			100	100
Cc2	2	✓	90.44	CTM	0.00	Normal	✓	✓		Directly entered	2150	100	100
	3	✓	89.19	CTM	0.00	Normal	✓	✓		Directly entered	2050	100	100
	4	✓	90.59	CTM	0.00	Normal	✓	✓		Directly entered	2150	100	100
	5	✓	88.24	CTM	0.00	Normal	✓	✓		Directly entered	2050	100	100
	6	✓	87.85	CTM	0.00	Normal	✓	✓		Directly entered	2050	100	100
E2	3	✓	53.28	CTM	0.00	Normal	✓	✓		Directly entered	2150	100	100
	4	✓	54.33	CTM	0.00	Normal	✓	✓		Directly entered	2050	100	100
TC5	2	✓	23.03	CTM	0.00	Normal	✓	✓		Sum of lanes	2263	100	100
	3	✓	23.02	CTM	0.00	Normal	✓	✓		Directly entered	2263	100	100
	4	✓	24.43	CTM	0.00	Normal	✓	✓		Sum of lanes	1800	100	100
TC9	1	✓	91.71	CTM	0.00	Normal	✓	✓		Directly entered	1925	100	100
	2	✓	92.11	CTM	0.00	Normal	✓	✓		Sum of lanes	1966	100	100
	3	✓	92.69	CTM	0.00	Normal	✓	✓		Sum of lanes	1947	100	100
TC35	1	✓	24.16	CTM	0.00	Normal	✓	✓		Directly entered	1900	100	100
TC36	1	✓	25.22	NetworkDefault	0.00	Normal	✓			Sum of lanes	1800	100	100

TC37	1	✓	44.32	CTM	0.00	Normal	✓	✓		Directly entered	1850	100	100
TC38	1	✓	21.32	CTM	0.00	Normal	✓		✓	Directly entered	1850	100	100
TC39	2	✓	35.24	CTM	0.00	Normal	✓			Directly entered	2263	100	100
	3	✓	33.28	CTM	0.00	Normal	✓			Directly entered	2263	100	100
TC40	2	✓	58.74	PDM	0.00	Normal						100	100
	3	✓	55.82	PDM	0.00	Normal						100	100
TC41	1	✓	54.63	CTM	0.00	Normal	✓	✓		Directly entered	1850	100	100
	2	✓	55.07	CTM	0.00	Normal	✓	✓		Directly entered	1850	100	100
TC42	1	✓	23.35	NetworkDefault	0.00	Normal	✓	✓		Sum of lanes	1771	100	100
TC43	1	✓	52.01	NetworkDefault	0.00	Normal	✓			Sum of lanes	1800	100	100
47	1	✓	133.63	CTM	0.00	Normal	✓			Directly entered	1300	100	100
48	1	✓	55.12	NetworkDefault	0.00	Normal	✓			Sum of lanes	1965	100	100
49	1	✓	26.24	NetworkDefault	0.00	Normal	✓			Directly entered	1900	100	100
	2	✓	26.24	NetworkDefault	0.00	Normal	✓			Directly entered	1900	100	100
50	1	✓	48.15	NetworkDefault	0.00	Normal	✓			Sum of lanes	1900	100	100
51	1	✓	37.47	NetworkDefault	0.00	Normal	✓			Sum of lanes	1900	100	100
53	1		91.00	NetworkDefault	0.00	Normal	✓	✓		Sum of lanes	1800	100	100
54	1		200.00	NetworkDefault	0.00	Normal	✓	✓		Sum of lanes	1800	100	100

Data entry - Link

Results - Pedestrian

Pedestrian Crossings: Pedestrian summary

Time Segment	Pedestrian crossing	Side	Calculated Flow Entering (Ped/hr)	Degree of saturation (%)	Actual green (s (per cycle))	Mean Delay Per Ped (s)	Mean max queue (Ped)
07:30-08:30	1	1	0	0	7	0.00	0.00
		2	0	0	7	0.00	0.00
	2	1	0	0	58	0.00	0.00
		2	0	0	58	0.00	0.00
	3	1	0	0	8	0.00	0.00
		2	0	0	8	0.00	0.00
	4	1	0	0	68	0.00	0.00
		2	0	0	68	0.00	0.00
	5	1	0	0	68	0.00	0.00
		2	0	0	68	0.00	0.00
	6	1	0	0	0	0.00	0.00
		2	0	0	0	0.00	0.00
	7	1	0	0	36	0.00	0.00
		2	0	0	36	0.00	0.00
	8	1	0	0	0	0.00	0.00
		2	0	0	0	0.00	0.00
	9	1	0	0	24	0.00	0.00
		2	0	0	24	0.00	0.00
	10	1	0	0	36	0.00	0.00
		2	0	0	36	0.00	0.00
	11	1	0	0	60	0.00	0.00
		2	0	0	60	0.00	0.00
	12	1	0	0	58	0.00	0.00
		2	0	0	58	0.00	0.00
	13	1	0	0	11	0.00	0.00
		2	0	0	11	0.00	0.00
	14	1	0	0	99	0.00	0.00
		2	0	0	99	0.00	0.00
	15	1	0	0	11	0.00	0.00
		2	0	0	11	0.00	0.00
	16	1	0	0	9	0.00	0.00
		2	0	0	9	0.00	0.00
	17	1	0	0	5	0.00	0.00
		2	0	0	5	0.00	0.00
	18	1	0	0	8	0.00	0.00
		2	0	0	8	0.00	0.00
	19	1	0	0	8	0.00	0.00
		2	0	0	8	0.00	0.00
	20	1	0	0	9	0.00	0.00
		2	0	0	9	0.00	0.00

Traffic Stream Results

Traffic Stream Results: Vehicle summary

Time Segment	Arm	Traffic Stream	Degree of saturation (%)	Practical reserve capacity (%)	Calculated flow entering (PCU/hr)	Calculated sat flow (PCU/hr)	Actual green (s (per cycle))	Mean Delay per Veh (s)	Mean max queue (PCU)	Utilised storage (%)	Weighted cost of delay (£ per hr)	Weighted cost of stops (£ per hr)	Performance Index (£ per hr)
		1	63	43	430	2050	38	26.29	8.02	65.72	44.60	12.61	57.21

A	2	25	258	172	2050	38	18.30	2.77	22.02	12.41	3.98	16.40
	3	53	71	360	2050	38	26.62	7.38	57.26	37.80	10.32	48.12
	4	79	14	541	2050	38	40.38	11.27	85.48	86.17	19.58	105.76
Ac	1	95	-5	1113	2263	60	31.65	19.29	123.45	138.99	24.96	163.96
	2	20	353	230	2263	60	7.12	4.11	27.25	6.45	2.12	8.57
	3	34	166	396	2263	60	6.94	7.11	49.51	10.84	5.96	16.81
Acf	1	59	52	1343	2263	120	1.16	2.75	22.18	6.17	0.46	6.62
	2	17	414	396	2263	120	0.17	0.02	0.15	0.26	0.00	0.26
Af	1	29	206	602	2050	120	0.36	0.06	0.64	0.87	0.00	0.87
	2	18	413	360	2050	120	0.19	0.02	0.20	0.27	0.00	0.27
	3	26	241	541	2050	120	0.31	0.05	0.50	0.67	0.00	0.67
B	1	44	106	299	2050	38	11.84	3.22	19.57	13.96	5.95	19.91
	2	43	109	307	2150	38	11.72	3.30	19.52	14.21	6.11	20.32
	3	54	68	376	2100	38	31.88	6.70	38.67	47.26	12.65	59.91
	4	100	-10	408	2050	38	203.30	27.02	151.69	327.42	15.58	343.01
Bc	1	39	130	402	2050	58	11.61	9.45	40.86	18.40	8.06	26.45
	2	53	70	533	2050	58	11.45	12.50	54.57	24.07	10.76	34.83
	3	75	21	764	2050	58	13.22	19.64	86.60	39.82	14.07	53.89
Bcf	1	68	32	1543	2263	120	1.70	0.73	6.17	10.34	0.00	10.34
	2	18	407	402	2263	120	0.17	0.02	0.16	0.27	0.00	0.27
	3	24	282	533	2263	120	0.24	0.04	0.31	0.51	0.00	0.51
	4	34	166	764	2263	120	0.41	2.06	17.56	1.22	0.06	1.29
Bf	1	34	167	606	1800	120	0.51	0.09	0.22	1.21	0.00	1.21
	2	96	-6	784	1800	120	126.92	46.24	116.39	392.56	31.32	423.88
C	1	81	11	512	2100	34	36.21	9.98	47.37	73.08	7.45	80.53
	2	73	23	466	2200	34	22.94	8.72	41.00	42.19	6.54	48.73
	3	94	-4	578	2050	34	117.91	25.71	118.87	268.64	17.21	285.85
Cf	1	26	246	512	1965	120	0.32	0.05	0.18	0.65	0.00	0.65
	2	100	-10	1044	1965	120	88.77	40.29	158.81	365.48	23.79	389.27
D	1	82	10	504	2050	34	37.28	9.55	99.82	74.10	17.56	91.67
	2	100	-10	555	1850	34	106.62	20.57	215.10	233.41	26.47	259.88
	3	92	-2	559	2250	34	49.73	12.57	127.17	109.74	19.95	129.69
	4	95	-5	635	2250	34	56.45	15.24	144.74	141.47	23.11	164.58
Dc	1	71	26	849	2100	66	12.19	7.79	89.10	40.83	14.96	55.79
	2	77	18	855	2100	66	15.26	8.16	97.06	51.47	16.51	67.98
	3	67	34	644	2100	66	10.38	6.12	75.85	26.35	14.93	41.28
	4	100	-10	770	2100	66	83.23	20.34	262.91	252.71	26.05	278.76
Dcf	1	44	106	894	2050	120	0.68	0.17	1.47	2.39	0.00	2.39
	2	10	812	207	2100	120	0.09	0.01	0.05	0.08	0.00	0.08
	3	55	64	849	2100	120	3.12	7.35	63.65	10.45	6.72	17.17
	4	59	52	855	2100	120	4.51	7.39	63.84	15.23	6.99	22.22
	5	31	192	644	2100	120	0.40	2.39	20.52	1.02	0.40	1.43
	6	100	-10	770	2100	120	90.71	24.78	212.25	275.44	32.33	307.77
Df	1	107	-16	1118	1900	103	155.11	75.41	216.80	684.04	25.12	709.16
	2	74	22	1196	2250	103	7.73	42.92	123.39	36.48	6.39	42.87
Dxp	1	51	75	897	2050	101	1.48	1.73	21.36	5.23	1.49	6.73
	2	12	655	208	2050	101	0.35	0.17	2.00	0.29	0.14	0.43
Ec	1	63	42	816	2150	70	10.68	7.45	85.51	34.36	14.33	48.69
	2	88	2	1199	2263	70	14.75	10.07	119.61	69.73	19.11	88.84
	3	100	-10	1292	2263	70	56.18	24.44	300.46	286.39	29.04	315.43
	4	47	92	634	2250	70	11.32	7.11	90.64	28.32	13.66	41.98
Ecf	1	45	102	933	2100	120	0.74	4.84	60.60	2.73	0.57	3.29
	2	72	25	1276	2100	120	3.36	6.19	76.70	16.92	7.49	24.42
	3	69	31	1199	2263	120	5.85	7.06	86.45	27.68	12.89	40.57
	4	86	5	1292	2300	120	13.58	9.42	113.99	69.22	18.37	87.59
	5	38	135	672	2300	120	5.16	5.44	64.47	13.69	8.34	22.04
Ef	1	108	-17	907	1900	120	173.69	54.15	244.12	621.39	27.04	648.42
	2	27	236	509	1900	120	0.35	0.05	0.22	0.70	0.00	0.70

07:30-08:30	Exp	1	54	66	933	2050	100	1.81	5.01	55.57	6.67	2.60	9.27
		2	27	238	460	2050	100	1.26	2.37	25.34	2.28	1.41	3.69
	F	1	77	17	310	2100	21	37.43	6.03	40.70	45.76	10.73	56.50
		2	77	17	310	2100	21	37.43	6.03	40.41	45.76	10.73	56.50
		3	80	12	324	2100	21	40.66	6.55	43.19	51.96	11.74	63.70
	Fc	1	97	-8	1415	2263	75	32.08	39.67	126.34	179.10	17.01	196.11
		2	100	-10	1324	2263	75	64.16	47.25	151.94	335.02	33.95	368.97
		3	81	11	1172	2263	75	12.35	22.95	74.26	57.06	17.40	74.46
	Ff	1	33	176	620	1900	120	0.46	0.08	0.16	1.12	0.00	1.12
		2	17	428	324	1900	120	0.19	0.02	0.04	0.25	0.00	0.25
	G	1	50	80	280	2050	32	39.24	4.93	18.15	43.34	5.06	48.39
		2	48	89	267	2050	32	43.85	5.05	19.05	46.17	9.37	55.54
	Gf	1	13	607	261	2050	120	0.13	2.33	34.47	0.14	0.04	0.18
		2	12	644	248	2050	120	0.13	2.33	34.85	0.12	0.04	0.16
	xA	1	81	12	1585	2263	120	8.28	24.86	61.87	51.75	19.20	70.95
		2	81	11	1531	2263	120	11.85	29.55	73.31	71.53	21.58	93.11
	xB	1	0	Unrestricted	1543	Unrestricted	120	0.00	0.00	0.00	0.00	0.00	0.00
	xC	1	49	84	494	1900	120	7.53	7.23	35.95	14.68	9.36	24.04
		2	46	95	477	1900	120	7.04	7.19	35.65	13.26	9.22	22.48
	xD	1	0	Unrestricted	897	Unrestricted	120	0.00	0.00	0.00	0.00	0.00	0.00
		2	0	Unrestricted	208	Unrestricted	120	0.00	0.00	0.00	0.00	0.00	0.00
	xE	1	0	Unrestricted	933	Unrestricted	120	0.00	0.00	0.00	0.00	0.00	0.00
		2	0	Unrestricted	460	Unrestricted	120	0.00	0.00	0.00	0.00	0.00	0.00
	xF	1	0	Unrestricted	867	Unrestricted	120	0.00	0.00	0.00	0.00	0.00	0.00
	Cc1	1	40	124	425	2050	60	4.26	2.66	15.99	7.14	2.74	9.88
	E1	1	58	54	299	2050	28	36.37	5.37	38.60	42.86	10.33	53.18
		2	98	-8	537	2200	28	124.14	22.32	160.41	263.19	32.98	296.18
	Gf1	1	6	1483	38	668	120	2.19	0.33	3.95	0.33	0.47	0.80
	Cc2	2	78	16	809	2150	58	13.93	14.79	94.03	44.43	8.14	52.56
		3	38	137	389	2050	58	3.36	1.65	10.63	5.15	0.92	6.07
		4	59	54	630	2150	58	13.74	8.24	52.32	34.15	7.48	41.63
		5	42	116	428	2050	58	15.33	6.17	40.19	25.86	7.24	33.11
		6	100	-10	408	2050	58	165.68	23.10	151.23	266.84	23.36	290.20
	E2	3	49	82	261	2150	28	22.67	3.65	39.38	23.34	7.02	30.36
		4	48	86	248	2050	28	22.48	3.46	36.66	21.99	6.66	28.66
	TC5	2	56	61	1057	2263	98	2.71	3.25	81.27	11.31	1.25	12.57
		3	81	11	1531	2263	98	5.19	4.62	115.51	31.37	1.73	33.10
		4	0	Unrestricted	0	1800	11	0.00	0.00	0.00	0.00	0.00	0.00
	TC9	1	42	115	497	1925	71	12.98	8.01	50.22	25.44	3.01	28.44
		2	29	210	352	1966	71	11.35	5.14	32.11	15.75	1.93	17.69
		3	38	139	452	1947	71	12.39	6.95	43.12	22.09	2.61	24.70
	TC35	1	33	170	528	1900	98	1.29	1.53	36.48	2.69	0.41	3.09
	TC36	1	13	601	231	1800	120	0.15	0.01	0.22	0.13	0.00	0.13
	TC37	1	3	3487	41	1850	105	0.90	0.16	2.07	0.15	0.17	0.31
	TC38	1	18	392	41	224	120	13.22	2.44	65.70	2.14	0.95	3.08
	TC39	2	47	93	1057	2263	120	0.70	0.20	3.33	2.90	0.00	2.90
		3	68	33	1531	2263	120	1.66	0.70	12.17	10.01	0.00	10.01
	TC40	2	0	Unrestricted	1098	Unrestricted	120	0.00	0.00	0.00	0.00	0.00	0.00
		3	0	Unrestricted	1531	Unrestricted	120	0.00	0.00	0.00	0.00	0.00	0.00
	TC41	1	68	31	95	1850	8	80.62	3.68	38.75	30.21	3.81	34.02
2		68	31	95	1850	8	80.62	3.68	38.43	30.21	3.81	34.02	
TC42	1	0	-100	0	0	0	0.00	0.00	0.00	0.00	0.00	0.00	
TC43	1	0	Unrestricted	0	1800	120	0.00	0.00	0.00	0.00	0.00	0.00	
47	1	75	20	972	1300	120	4.05	1.09	4.71	15.53	0.00	15.53	
48	1	103	-13	1605	1965	120	85.11	60.92	635.43	538.82	37.91	576.73	
49	1	27	236	509	1900	120	0.35	0.05	1.07	0.70	0.00	0.70	
	2	42	113	804	1900	120	0.69	0.16	3.40	2.20	0.00	2.20	
50	1	142	-36	1968	1900	120	536.06	336.01	4012.92	4161.27	61.26	4222.53	

51	1	50	81	944	1900	120	0.93	0.24	3.76	3.48	0.00	3.48
53	1	10	800	12	1800	7	54.40	0.38	2.39	2.57	0.14	2.72
54	1	12	671	14	1800	7	54.71	0.44	1.27	3.02	0.16	3.19

Traffic Stream Results: Flows and signals

Time Segment	Arm	Traffic Stream	Calculated flow entering (PCU/hr)	Calculated flow out (PCU/hr)	Flow discrepancy (PCU/hr)	Adjusted flow warning	Calculated sat flow (PCU/hr)	Calculated capacity (PCU/hr)	Degree of saturation (%)	DOS Threshold exceeded	Practical reserve capacity (%)	Mean modulus of error	Actual green (s (per cycle))
A	A	1	430	430	0		2050	683	63		43	0.82	38
		2	172	172	-2	✓	2050	683	25		258	0.82	38
		3	360	360	0		2050	683	53		71	0.75	38
		4	541	541	-1		2050	683	79		14	0.82	38
	Ac	1	1113	1113	42	✓	2263	1169	95	✓	-5	0.94	60
		2	230	230	0		2263	1157	20		353	1.59	60
		3	396	396	5	✓	2263	1169	34		166	1.27	60
	Acf	1	1343	1343	42	✓	2263	2261	59		52	0.65	120
		2	396	396	5	✓	2263	2263	17		414	1.27	120
	Af	1	602	602	-2	✓	2050	2050	29		206	0.81	120
		2	360	360	0		2050	2050	18		413	0.75	120
		3	541	541	-1		2050	2050	26		241	0.82	120
	B	1	299	299	123	✓	2050	683	44		106	0.46	38
		2	307	307	128	✓	2150	712	43		109	0.46	38
		3	376	376	156	✓	2100	700	54		68	1.02	38
		4	408	408	170	✓	2050	408	100	✓	-10	1.02	38
	Bc	1	402	402	-1	✓	2050	1025	39		130	1.43	58
		2	533	533	2	✓	2050	1006	53		70	1.21	58
		3	764	764	1	✓	2050	1025	75		21	1.07	58
	Bcf	1	1543	1543	42	✓	2263	2263	68		32	0.54	120
		2	402	402	-1	✓	2263	2263	18		407	1.43	120
		3	533	533	2	✓	2263	2263	24		282	1.21	120
		4	764	764	1	✓	2263	2261	34		166	1.07	120
	Bf	1	606	606	251	✓	1800	1800	34		167	0.46	120
		2	784	784	326	✓	1800	820	96	✓	-6	0.46	120
	C	1	512	512	16	✓	2100	630	81		11	0.37	34
		2	466	466	15	✓	2200	638	73		23	0.86	34
		3	578	578	18	✓	2050	615	94	✓	-4	0.86	34
Cf	1	512	512	16	✓	1965	1965	26		246	0.37	120	
	2	1044	1044	33	✓	1965	1044	100	✓	-10	0.37	120	
D	1	504	504	35	✓	2050	615	82		10	0.80	34	
	2	555	555	38	✓	1850	555	100	✓	-10	0.79	34	
	3	559	559	1	✓	2250	610	92	✓	-2	0.48	34	
	4	635	635	1	✓	2250	672	95	✓	-5	0.48	34	
Dc	1	849	849	133	✓	2100	1189	71		26	0.76	66	
	2	855	855	35	✓	2100	1117	77		18	0.70	66	
	3	644	644	142	✓	2100	959	67		34	0.76	66	
	4	770	770	181	✓	2100	770	100	✓	-10	0.82	66	
Dcf	1	894	894	115	✓	2050	2050	44		106	1.00	120	
	2	207	207	10	✓	2100	2100	10		812	1.42	120	
	3	849	849	133	✓	2100	1544	55		64	0.85	120	
	4	855	855	35	✓	2100	1446	59		52	0.90	120	
	5	644	644	142	✓	2100	2089	31		192	0.76	120	
	6	770	770	181	✓	2100	770	100	✓	-10	0.76	120	
Df	1	1118	1045	0		1900	1045	107	✓	-16	0.00	103	
	2	1196	1195	0		2250	1619	74		22	0.00	103	
Dxp	1	897	897	112	✓	2050	1743	51		75	0.92	101	
	2	208	208	10	✓	2050	1743	12		655	1.26	101	
		1	816	816	33	✓	2150	1290	63		42	0.57	70

07:30-08:30	Ec	2	1199	1199	180	✓	2263	1358	88		2	0.67	70
		3	1292	1292	181	✓	2263	1292	100	✓	-10	0.67	70
		4	634	634	2	✓	2250	1350	47		92	1.07	70
	Ecf	1	933	933	139	✓	2100	2092	45		102	0.90	120
		2	1276	1276	65	✓	2100	1779	72		25	0.47	120
		3	1199	1199	180	✓	2263	1741	69		31	0.58	120
		4	1292	1292	181	✓	2300	1502	86		5	0.60	120
		5	672	672	2	✓	2300	1752	38		135	1.32	120
	Eef	1	907	836	0		1900	836	108	✓	-17	0.00	120
		2	509	509	0		1900	1900	27		236	0.00	120
	Exp	1	933	933	139	✓	2050	1725	54		66	0.89	100
		2	460	460	31	✓	2050	1725	27		238	0.65	100
	F	1	310	310	-1		2100	403	77		17	0.00	21
		2	310	310	-1	✓	2100	403	77		17	0.00	21
		3	324	324	-1	✓	2100	403	80		12	0.00	21
	Fc	1	1415	1415	199	✓	2263	1452	97	✓	-8	0.62	75
		2	1324	1324	183	✓	2263	1324	100	✓	-10	0.75	75
		3	1172	1172	47	✓	2263	1447	81		11	0.91	75
	Ff	1	620	620	-1	✓	1900	1900	33		176	0.00	120
		2	324	324	-1	✓	1900	1900	17		428	0.00	120
	G	1	280	280	0		2050	561	50		80	1.45	32
		2	267	267	0		2050	561	48		89	1.45	32
	Gf	1	261	261	0		2050	2049	13		607	1.50	120
		2	248	248	0		2050	2049	12		644	1.50	120
	xA	1	1585	1585	188	✓	2263	1964	81		12	0.45	120
		2	1531	1531	192	✓	2263	1886	81		11	0.61	120
	xB	1	1543	1543	42	✓	Unrestricted	Unrestricted	0		Unrestricted	0.44	120
	xC	1	494	494	6	✓	1900	1009	49		84	1.22	120
		2	477	477	7	✓	1900	1035	46		95	1.24	120
	xD	1	897	897	112	✓	Unrestricted	Unrestricted	0		Unrestricted	0.82	120
		2	208	208	10	✓	Unrestricted	Unrestricted	0		Unrestricted	1.06	120
	xE	1	933	933	139	✓	Unrestricted	Unrestricted	0		Unrestricted	0.73	120
		2	460	460	31	✓	Unrestricted	Unrestricted	0		Unrestricted	0.59	120
	xF	1	867	867	37	✓	Unrestricted	Unrestricted	0		Unrestricted	0.73	120
	Cc1	1	425	425	12	✓	2050	1059	40		124	1.36	60
	E1	1	299	299	25	✓	2050	513	58		54	0.95	28
		2	537	537	46	✓	2200	550	98	✓	-8	0.95	28
	Gf1	1	38	38	0		668	668	6		1483	1.07	120
		2	809	809	112	✓	2150	1040	78		16	0.96	58
		3	389	389	20	✓	2050	1025	38		137	1.07	58
		4	630	630	129	✓	2150	1075	59		54	0.81	58
		5	428	428	135	✓	2050	1025	42		116	1.18	58
		6	408	408	170	✓	2050	408	100	✓	-10	1.41	58
	E2	3	261	261	0		2150	528	49		82	0.00	28
		4	248	248	0		2050	513	48		86	0.00	28
	TC5	2	1057	1057	129	✓	2263	1886	56		61	0.55	98
		3	1531	1531	192	✓	2263	1886	81		11	0.62	98
		4	0	0	0		1800	180	0		Unrestricted	0.00	11
	TC9	1	497	497	-1		1925	1187	42		115	0.00	71
		2	352	352	0		1966	1212	29		210	0.00	71
3		452	452	-1		1947	1201	38		139	0.00	71	
TC35	1	528	528	60	✓	1900	1583	33		170	0.72	98	
TC36	1	231	231	-1	✓	1800	1800	13		601	0.00	120	
TC37	1	41	41	0		1850	1634	3		3487	0.00	105	
TC38	1	41	41	0		224	224	18		392	0.23	120	
TC39	2	1057	1057	129	✓	2263	2263	47		93	0.60	120	
	3	1531	1531	192	✓	2263	2263	68		33	0.63	120	

TC40	2	1098	1098	129	✓	Unrestricted	Unrestricted	0		Unrestricted	0.48	120
	3	1531	1531	192	✓	Unrestricted	Unrestricted	0		Unrestricted	0.57	120
TC41	1	95	95	-1	✓	1850	139	68		31	0.00	8
	2	95	95	-1		1850	139	68		31	0.00	8
TC42	1	0	0	0		0	0	0		-100	0.00	0
TC43	1	0	0	0		1800	1800	0		Unrestricted	0.00	120
47	1	972	972	12	✓	1300	1300	75		20	0.50	120
48	1	1605	1556	0		1965	1556	103	✓	-13	0.00	120
49	1	509	509	-1		1900	1900	27		236	0.00	120
	2	804	804	-1		1900	1900	42		113	0.00	120
50	1	1968	1390	-1		1900	1390	142	✓	-36	0.00	120
51	1	944	944	-2	✓	1900	1900	50		81	0.00	120
53	1	12	12	0		1800	120	10		800	0.00	7
54	1	14	14	0		1800	120	12		671	0.00	7

Traffic Stream Results: Stops and delays

Time Segment	Arm	Traffic Stream	Mean Cruise Time per Veh (s)	Mean Delay per Veh (s)	Total delay (PCU-hr/hr)	Weighted cost of delay (£ per hr)	Mean stops per Veh (%)	Total stops (Stops per hr)	Weighted cost of stops (£ per hr)
	A	1	5.26	26.29	3.14	44.60	91.35	392.82	12.61
		2	5.43	18.30	0.87	12.41	72.11	124.04	3.98
		3	5.56	26.62	2.66	37.80	89.33	321.61	10.32
		4	5.68	40.38	6.07	86.17	112.77	610.10	19.58
	Ac	1	6.74	31.65	9.79	138.99	69.86	777.72	24.96
		2	8.91	7.12	0.45	6.45	54.01	124.06	2.12
		3	6.19	6.94	0.76	10.84	46.91	185.74	5.96
	Acf	1	5.35	1.16	0.43	6.17	1.06	14.24	0.46
		2	7.38	0.17	0.02	0.26	0.00	0.00	0.00
	Af	1	6.58	0.36	0.06	0.87	0.00	0.00	0.00
		2	6.55	0.19	0.02	0.27	0.00	0.00	0.00
		3	6.56	0.31	0.05	0.67	0.00	0.00	0.00
	B	1	7.10	11.84	0.98	13.96	62.06	185.44	5.95
		2	7.29	11.72	1.00	14.21	61.95	190.37	6.11
		3	7.48	31.88	3.33	47.26	104.85	394.04	12.65
		4	12.29	203.30	23.06	327.42	304.36	1242.77	15.58
	Bc	1	9.98	11.61	1.30	18.40	62.48	250.96	8.06
		2	9.88	11.45	1.69	24.07	62.90	335.23	10.76
		3	9.78	13.22	2.80	39.82	57.37	438.31	14.07
	Bcf	1	4.51	1.70	0.73	10.34	0.00	0.00	0.00
		2	5.57	0.17	0.02	0.27	0.00	0.00	0.00
		3	6.20	0.24	0.04	0.51	0.00	0.00	0.00
		4	6.29	0.41	0.09	1.22	0.34	2.59	0.06
	Bf	1	27.34	0.51	0.09	1.21	0.00	0.00	0.00
		2	27.41	126.92	27.64	392.56	318.59	2498.22	31.32
	C	1	14.54	36.21	5.15	73.08	116.06	593.92	7.45
		2	14.68	22.94	2.97	42.19	111.87	521.52	6.54
		3	14.92	117.91	18.92	268.64	237.64	1372.64	17.21
Cf	1	17.35	0.32	0.05	0.65	0.00	0.00	0.00	
	2	17.50	88.77	25.74	365.48	181.74	1897.02	23.79	
D	1	4.13	37.28	5.22	74.10	108.60	547.21	17.56	
	2	4.13	106.62	16.44	233.41	148.59	824.68	26.47	
	3	4.26	49.73	7.73	109.74	111.12	621.65	19.95	
	4	4.54	56.45	9.96	141.47	113.33	720.03	23.11	
Dc	1	3.77	12.19	2.88	40.83	54.86	465.96	14.96	
	2	3.63	15.26	3.62	51.47	60.12	514.21	16.51	
	3	3.48	10.38	1.86	26.35	72.23	465.02	14.93	
	4	3.34	83.23	17.80	252.71	105.43	811.60	26.05	
	1	4.95	0.68	0.17	2.39	0.00	0.00	0.00	
	2	4.94	0.09	0.01	0.08	0.00	0.00	0.00	

07:30-08:30	Dcf	3	4.98	3.12	0.74	10.45	24.63	209.24	6.72	
		4	4.99	4.51	1.07	15.23	25.47	217.83	6.99	
		5	5.02	0.40	0.07	1.02	1.96	12.60	0.40	
		6	5.04	90.71	19.40	275.44	130.84	1007.23	32.33	
	Df	1	24.00	155.11	48.17	684.04	191.77	2003.74	25.12	
		2	24.00	7.73	2.57	36.48	42.63	509.30	6.39	
	Dxp	1	3.50	1.48	0.37	5.23	5.19	46.50	1.49	
		2	3.65	0.35	0.02	0.29	2.16	4.49	0.14	
	Ec	1	3.76	10.68	2.42	34.36	54.73	446.50	14.33	
		2	3.63	14.75	4.91	69.73	49.66	595.35	19.11	
		3	3.51	56.18	20.17	286.39	69.99	904.63	29.04	
		4	3.38	11.32	1.99	28.32	67.09	425.52	13.66	
	Ecf	1	3.45	0.74	0.19	2.73	1.89	17.64	0.57	
		2	3.48	3.36	1.19	16.92	18.29	233.39	7.49	
		3	3.52	5.85	1.95	27.68	33.49	401.47	12.89	
		4	3.56	13.58	4.87	69.22	44.28	572.31	18.37	
		5	3.64	5.16	0.96	13.69	38.67	259.91	8.34	
	Ef	1	15.31	173.69	43.76	621.39	257.87	2156.28	27.04	
		2	15.31	0.35	0.05	0.70	0.00	0.00	0.00	
	Exp	1	3.89	1.81	0.47	6.67	8.68	80.98	2.60	
		2	4.03	1.26	0.16	2.28	9.53	43.85	1.41	
	F	1	6.38	37.43	3.22	45.76	107.85	334.34	10.73	
		2	6.43	37.43	3.22	45.76	107.85	334.34	10.73	
		3	6.54	40.66	3.66	51.96	112.90	365.79	11.74	
	Fc	1	18.84	32.08	12.61	179.10	72.24	1022.46	17.01	
		2	18.43	64.16	23.59	335.02	150.87	1997.18	33.95	
		3	19.06	12.35	4.02	57.06	94.08	1102.37	17.40	
	Ff	1	33.09	0.46	0.08	1.12	0.00	0.00	0.00	
		2	33.05	0.19	0.02	0.25	0.00	0.00	0.00	
	G	1	16.06	39.24	3.05	43.34	105.85	296.35	5.06	
		2	11.45	43.85	3.25	46.17	109.32	291.86	9.37	
	Gf	1	2.92	0.13	0.01	0.14	0.50	1.30	0.04	
		2	2.88	0.13	0.01	0.12	0.50	1.24	0.04	
	xA	1	17.33	8.28	3.64	51.75	37.73	598.17	19.20	
		2	17.38	11.85	5.04	71.53	43.91	672.22	21.58	
	xB	1	5.79	0.00	0.00	0.00	0.00	0.00	0.00	
	xC	1	8.67	7.53	1.03	14.68	59.00	291.65	9.36	
		2	8.70	7.04	0.93	13.26	60.20	287.36	9.22	
	xD	1	9.13	0.00	0.00	0.00	0.00	0.00	0.00	
		2	9.21	0.00	0.00	0.00	0.00	0.00	0.00	
	xE	1	13.04	0.00	0.00	0.00	0.00	0.00	0.00	
		2	13.04	0.00	0.00	0.00	0.00	0.00	0.00	
	xF	1	12.19	0.00	0.00	0.00	0.00	0.00	0.00	
	Cc1	1	6.57	4.26	0.50	7.14	16.54	70.25	2.74	
	E1	1	6.00	36.37	3.02	42.86	107.70	321.72	10.33	
		2	6.00	124.14	18.53	263.19	191.18	1027.58	32.98	
	Cc2	Gf1	1	3.59	2.19	0.02	0.33	38.82	14.74	0.47
		2	9.97	13.93	3.13	44.43	64.11	518.45	8.14	
		3	10.36	3.36	0.36	5.15	17.09	66.52	0.92	
		4	9.55	13.74	2.40	34.15	68.64	432.62	7.48	
5		8.57	15.33	1.82	25.86	84.80	362.66	7.24		
6		7.91	165.68	18.79	266.84	256.65	1047.96	23.36		
E2	3	4.00	22.67	1.64	23.34	83.79	218.70	7.02		
	4	4.07	22.48	1.55	21.99	83.71	207.60	6.66		
TC5	2	2.76	2.71	0.80	11.31	9.45	99.90	1.25		
	3	2.76	5.19	2.21	31.37	9.03	138.30	1.73		
	4	0.00	0.00	0.00	0.00	0.00	0.00	0.00		
	1	11.00	12.98	1.79	25.44	48.25	239.82	3.01		

TC9	2	11.05	11.35	1.11	15.75	43.84	154.31	1.93
	3	11.12	12.39	1.56	22.09	46.13	208.52	2.61
TC35	1	2.90	1.29	0.19	2.69	6.16	32.53	0.41
TC36	1	3.03	0.15	0.01	0.13	0.00	0.00	0.00
TC37	1	3.19	0.90	0.01	0.15	11.69	4.79	0.17
TC38	1	1.53	13.22	0.15	2.14	66.32	27.19	0.95
TC39	2	2.54	0.70	0.20	2.90	0.00	0.00	0.00
	3	2.40	1.66	0.70	10.01	0.00	0.00	0.00
TC40	2	4.23	0.00	0.00	0.00	0.00	0.00	0.00
	3	4.02	0.00	0.00	0.00	0.00	0.00	0.00
TC41	1	3.93	80.62	2.13	30.21	115.07	109.32	3.81
	2	3.97	80.62	2.13	30.21	115.07	109.32	3.81
TC42	1	0.00	0.00	0.00	0.00	0.00	0.00	0.00
TC43	1	0.00	0.00	0.00	0.00	0.00	0.00	0.00
47	1	16.04	4.05	1.09	15.53	0.00	0.00	0.00
48	1	6.61	85.11	37.95	538.82	194.37	3023.43	37.91
49	1	3.15	0.35	0.05	0.70	0.00	0.00	0.00
	2	3.15	0.69	0.16	2.20	0.00	0.00	0.00
50	1	5.78	536.06	293.05	4161.27	351.40	4885.37	61.26
51	1	4.50	0.93	0.24	3.48	0.00	0.00	0.00
53	1	10.92	54.40	0.18	2.57	93.73	11.25	0.14
54	1	24.00	54.71	0.21	3.02	93.99	13.16	0.16

Traffic Stream Results: Queues and blocking

Time Segment	Arm	Traffic Stream	Initial queue (PCU)	Mean max queue (PCU)	Max queue storage (PCU)	Utilised storage (%)	Excess queue penalty (£ per hr)	Wasted time total (s (per cycle))	Estimated blocking
	A	1	0.00	8.02	12.21	65.72	0.00	14.00	
		2	0.00	2.77	12.60	22.02	0.00	18.00	
		3	0.00	7.38	12.89	57.26	0.00	18.00	
		4	0.00	11.27	13.18	85.48	0.00	8.00	
	Ac	1	0.00	19.29	15.63	123.45	0.00	0.00	
		2	0.00	4.11	15.07	27.25	0.00	43.66	
		3	0.00	7.11	14.35	49.51	0.00	18.00	
	Acf	1	0.00	2.75	12.41	22.18	0.00	33.12	
		2	0.00	0.02	12.48	0.15	0.00	67.00	
	Af	1	0.00	0.06	9.54	0.64	0.00	36.00	
		2	0.00	0.02	9.49	0.20	0.00	40.00	
		3	0.00	0.05	9.51	0.50	0.00	36.00	
	B	1	0.00	3.22	16.46	19.57	0.00	0.00	
		2	0.00	3.30	16.90	19.52	0.00	0.26	
		3	0.00	6.70	17.34	38.67	0.00	18.00	
		4	0.00	27.02	17.81	151.69	0.00	16.10	
	Bc	1	0.00	9.45	23.14	40.86	0.00	31.00	
		2	0.00	12.50	22.91	54.57	0.00	24.10	
		3	0.00	19.64	22.68	86.60	0.00	12.00	
	Bcf	1	0.00	0.73	11.80	6.17	0.00	32.00	
		2	0.00	0.02	11.89	0.16	0.00	79.00	
		3	0.00	0.04	11.71	0.31	0.00	54.00	
		4	0.00	2.06	11.70	17.56	0.00	44.09	
	Bf	1	0.00	0.09	39.62	0.22	0.00	10.00	
		2	0.00	46.24	39.73	116.39	0.00	65.31	
	C	1	0.00	9.98	21.07	47.37	0.00	0.00	
		2	0.00	8.72	21.28	41.00	0.00	9.18	
		3	0.00	25.71	21.63	118.87	0.00	0.00	
Cf	1	0.00	0.05	25.15	0.18	0.00	12.00		
	2	0.00	40.29	25.37	158.81	0.00	56.26		
		1	0.00	9.55	9.57	99.82	0.00	4.00	

07:30-08:30	D	2	0.00	20.57	9.57	215.10	0.00	0.00	
		3	0.00	12.57	9.89	127.17	0.00	5.49	
		4	0.00	15.24	10.53	144.74	0.00	1.18	
	Dc	1	0.00	7.79	8.74	89.10	0.00	0.05	
		2	0.00	8.16	8.41	97.06	0.00	5.16	
		3	0.00	6.12	8.07	75.85	0.00	17.22	
	Dcf	4	0.00	20.34	7.74	262.91	0.00	24.01	
		1	0.00	0.17	11.47	1.47	0.00	41.00	
		2	0.00	0.01	11.46	0.05	0.00	82.00	
		3	0.00	7.35	11.54	63.65	0.00	44.75	
		4	0.00	7.39	11.58	63.84	0.00	53.37	
		5	0.00	2.39	11.64	20.52	0.00	36.63	
	Df	6	0.00	24.78	11.68	212.25	0.00	76.01	
		1	0.00	75.41	34.78	216.80	0.00	38.01	
	Dxp	2	0.00	42.92	34.78	123.39	0.00	17.65	
		1	0.00	1.73	8.11	21.36	0.00	22.00	
	Ec	2	0.00	0.17	8.46	2.00	0.00	54.00	
		1	0.00	7.45	8.71	85.51	0.00	2.00	
		2	0.00	10.07	8.42	119.61	0.00	0.00	
		3	0.00	24.44	8.13	300.46	0.00	3.47	
	Ecf	4	0.00	7.11	7.85	90.64	0.00	26.00	
		1	0.00	4.84	7.99	60.60	0.00	20.46	
		2	0.00	6.19	8.06	76.70	0.00	29.37	
		3	0.00	7.06	8.16	86.45	0.00	39.66	
		4	0.00	9.42	8.26	113.99	0.00	49.65	
	Ef	5	0.00	5.44	8.44	64.47	0.00	63.60	
		1	0.00	54.15	22.18	244.12	0.00	67.19	
	Exp	2	0.00	0.05	22.18	0.22	0.00	0.00	
		1	0.00	5.01	9.01	55.57	0.00	16.00	
	F	2	0.00	2.37	9.34	25.34	0.00	19.00	
		1	0.00	6.03	14.80	40.70	0.00	0.00	
		2	0.00	6.03	14.91	40.41	0.00	0.00	
	Fc	3	0.00	6.55	15.17	43.19	0.00	0.00	
		1	0.00	39.67	31.40	126.34	0.00	1.00	
		2	0.00	47.25	31.10	151.94	0.00	6.80	
	Ff	3	0.00	22.95	30.90	74.26	0.00	14.27	
		1	0.00	0.08	47.95	0.16	0.00	0.00	
	G	2	0.00	0.02	47.89	0.04	0.00	0.00	
		1	0.00	4.93	27.16	18.15	0.00	17.17	
	Gf	2	0.00	5.05	26.54	19.05	0.00	17.17	
		1	0.00	2.33	6.76	34.47	0.00	90.03	
	xA	2	0.00	2.33	6.69	34.85	0.00	90.03	
		1	0.00	24.86	40.17	61.87	0.00	28.85	
	xB	2	0.00	29.55	40.31	73.31	0.00	31.00	
		1	0.00	0.00	13.42	0.00	0.00	7.00	
	xC	1	0.00	7.23	20.10	35.95	0.00	84.24	
		2	0.00	7.19	20.17	35.65	0.00	84.61	
	xD	1	0.00	0.00	21.17	0.00	0.00	15.00	
		2	0.00	0.00	21.35	0.00	0.00	56.00	
	xE	1	0.00	0.00	30.24	0.00	0.00	12.00	
2		0.00	0.00	30.23	0.00	0.00	14.00		
xF	1	0.00	0.00	28.27	0.00	0.00	6.00		
	1	0.00	2.66	16.65	15.99	0.00	30.00		
E1	1	0.00	5.37	13.91	38.60	0.00	12.00		
	2	0.00	22.32	13.91	160.41	0.00	0.00		
Gf1	1	0.00	0.33	8.32	3.95	0.00	84.00		
	2	0.00	14.79	15.73	94.03	0.00	12.95		
	3	0.00	1.65	15.51	10.63	0.00	16.00		

Cc2	4	0.00	8.24	15.75	52.32	0.00	1.00	
	5	0.00	6.17	15.35	40.19	0.00	12.00	
	6	0.00	23.10	15.28	151.23	0.00	36.10	
E2	3	0.00	3.65	9.27	39.38	0.00	0.56	
	4	0.00	3.46	9.45	36.66	0.00	0.00	
TC5	2	0.00	3.25	4.01	81.27	0.00	12.00	
	3	0.00	4.62	4.00	115.51	0.00	11.00	
TC9	4	0.00	0.00	4.25	0.00	0.00	12.00	
	1	0.00	8.01	15.95	50.22	0.00	0.00	
	2	0.00	5.14	16.02	32.11	0.00	0.00	
TC35	3	0.00	6.95	16.12	43.12	0.00	0.00	
	1	0.00	1.53	4.20	36.48	0.00	14.00	
TC36	1	0.00	0.01	4.39	0.22	0.00	0.00	
TC37	1	0.00	0.16	7.71	2.07	0.00	105.00	
TC38	1	0.00	2.44	3.71	65.70	0.00	49.00	
TC39	2	0.00	0.20	6.13	3.33	0.00	32.00	
	3	0.00	0.70	5.79	12.17	0.00	31.00	
TC40	2	0.00	0.00	10.22	0.00	0.00	13.00	
	3	0.00	0.00	9.71	0.00	0.00	18.00	
TC41	1	0.00	3.68	9.50	38.75	0.00	0.00	
	2	0.00	3.68	9.58	38.43	0.00	0.00	
TC42	1	0.00	0.00	4.06	0.00	0.00	0.00	
TC43	1	0.00	0.00	9.04	0.00	0.00	120.00	
47	1	0.00	1.09	23.24	4.71	0.00	28.00	
48	1	0.00	60.92	9.59	635.43	0.00	25.01	
49	1	0.00	0.05	4.56	1.07	0.00	0.00	
	2	0.00	0.16	4.56	3.40	0.00	0.00	
50	1	0.00	336.01	8.37	4012.92	0.00	32.19	
51	1	0.00	0.24	6.52	3.76	0.00	0.00	
53	1	0.00	0.38	15.83	2.39	0.00	7.00	
54	1	0.00	0.44	34.78	1.27	0.00	7.00	

Traffic Stream Results: Advanced

Time Segment	Arm	Traffic Stream	Degree of saturation penalty (£ per hr)	Ped gap accepting penalty (£ per hr)	Warmed up	Mean Max Queue EoTS (PCU)	Max End of Green Queue EoTS (PCU)	Max End of Red Queue EoTS (PCU)	PCU Factor	Cost of traffic penalties (£ per hr)	Performance Index (£ per hr)
	A	1	0.00	0.00	✓	8.02	0.54	7.57	1.00	0.00	57.21
		2	0.00	0.00	✓	2.77	0.04	2.74	1.00	0.00	16.40
		3	0.00	0.00	✓	7.38	0.29	6.83	1.00	0.00	48.12
		4	0.00	0.00	✓	11.29	2.51	10.32	1.00	0.00	105.76
	Ac	1	0.00	0.00		20.13	8.14	18.18	1.00	0.00	163.96
		2	0.00	0.00		4.11	0.02	4.10	1.00	0.00	8.57
		3	0.00	0.00		7.11	0.09	5.92	1.00	0.00	16.81
	Acf	1	0.00	0.00		2.75			1.00	0.00	6.62
		2	0.00	0.00		0.02			1.00	0.00	0.26
	Af	1	0.00	0.00	✓	0.06			1.00	0.00	0.87
		2	0.00	0.00	✓	0.02			1.00	0.00	0.27
		3	0.00	0.00	✓	0.05			1.00	0.00	0.67
	B	1	0.00	0.00		3.22	0.17	3.09	1.00	0.00	19.91
		2	0.00	0.00		3.30	0.16	3.17	1.00	0.00	20.32
		3	0.00	0.00		6.71	0.31	6.70	1.00	0.00	59.91
		4	0.00	0.00		31.20	21.99	31.20	1.00	0.00	343.01
	Bc	1	0.00	0.00		9.46	0.13	5.07	1.00	0.00	26.45
		2	0.00	0.00		12.50	0.30	4.81	1.00	0.00	34.83
		3	0.00	0.00		19.64	1.08	6.80	1.00	0.00	53.89
	Bcf	1	0.00	0.00		0.73			1.00	0.00	10.34
		2	0.00	0.00		0.02			1.00	0.00	0.27
		3	0.00	0.00		0.04			1.00	0.00	0.51

07:30-08:30	Bf	4	0.00	0.00		2.06			1.00	0.00	1.29
		1	0.00	0.00		0.09			1.00	0.00	1.21
		2	0.00	0.00		47.34			1.00	0.00	423.88
	C	1	0.00	0.00		10.01	1.72	9.91	1.00	0.00	80.53
		2	0.00	0.00	✓	8.73	0.98	8.04	1.00	0.00	48.73
		3	0.00	0.00	✓	26.40	11.59	26.39	1.00	0.00	285.85
	Cf	1	0.00	0.00		0.05			1.00	0.00	0.65
		2	0.00	0.00		46.97			1.00	0.00	389.27
	D	1	0.00	0.00	✓	9.59	1.81	9.51	1.00	0.00	91.67
		2	0.00	0.00	✓	25.45	17.06	25.45	1.00	0.00	259.88
		3	0.00	0.00		12.94	5.07	12.67	1.00	0.00	129.69
		4	0.00	0.00		16.07	6.94	15.98	1.00	0.00	164.58
	Dc	1	0.00	0.00		7.79	0.89	7.73	1.00	0.00	55.79
		2	0.00	0.00		8.17	1.24	8.13	1.00	0.00	67.98
		3	0.00	0.00		6.13	0.68	4.38	1.00	0.00	41.28
		4	0.00	0.00		26.09	19.24	26.08	1.00	0.00	278.76
	Dcf	1	0.00	0.00		0.17			1.00	0.00	2.39
		2	0.00	0.00		0.01			1.00	0.00	0.08
		3	0.00	0.00		7.35			1.00	0.00	17.17
		4	0.00	0.00		7.39			1.00	0.00	22.22
		5	0.00	0.00		2.39			1.00	0.00	1.43
		6	0.00	0.00		30.52			1.00	0.00	307.77
	Df	1	0.00	0.00	✓	112.45	86.33	90.98	1.00	0.00	709.16
		2	0.00	0.00		42.92	2.43	7.75	1.00	0.00	42.87
	Dxp	1	0.00	0.00	✓	1.73	0.27	1.61	1.00	0.00	6.73
		2	0.00	0.00	✓	0.17	0.01	0.17	1.00	0.00	0.43
	Ec	1	0.00	0.00		7.45	0.54	7.39	1.00	0.00	48.69
		2	0.00	0.00		10.15	3.24	10.08	1.00	0.00	88.84
		3	0.00	0.00		31.88	25.96	31.88	1.00	0.00	315.43
		4	0.00	0.00		7.11	0.21	7.03	1.00	0.00	41.98
	Ecf	1	0.00	0.00		4.84			1.00	0.00	3.29
		2	0.00	0.00		6.19			1.00	0.00	24.42
		3	0.00	0.00		7.06			1.00	0.00	40.57
		4	0.00	0.00		9.46			1.00	0.00	87.59
		5	0.00	0.00		5.44			1.00	0.00	22.04
	Ef	1	0.00	0.00	✓	89.92			1.00	0.00	648.42
		2	0.00	0.00	✓	0.05			1.00	0.00	0.70
	Exp	1	0.00	0.00		5.01	0.32	1.74	1.00	0.00	9.27
		2	0.00	0.00		2.37	0.05	1.46	1.00	0.00	3.69
	F	1	0.00	0.00	✓	6.05	1.26	5.77	1.00	0.00	56.50
		2	0.00	0.00	✓	6.05	1.26	5.77	1.00	0.00	56.50
		3	0.00	0.00	✓	6.60	1.61	6.36	1.00	0.00	63.70
	Fc	1	0.00	0.00		41.89	13.50	19.16	1.00	0.00	196.11
		2	0.00	0.00		54.78	27.26	34.59	1.00	0.00	368.97
		3	0.00	0.00		22.96	1.71	10.94	1.00	0.00	74.46
	Ff	1	0.00	0.00	✓	0.08			1.00	0.00	1.12
		2	0.00	0.00	✓	0.02			1.00	0.00	0.25
	G	1	0.00	0.00		4.93	0.25	4.93	1.00	0.00	48.39
2		0.00	0.00		5.06	0.22	4.68	1.00	0.00	55.54	
Gf	1	0.00	0.00	✓	2.33			1.00	0.00	0.18	
	2	0.00	0.00	✓	2.33			1.00	0.00	0.16	
xA	1	0.00	0.00		24.87			1.00	0.00	70.95	
	2	0.00	0.00		29.56			1.00	0.00	93.11	
xB	1	0.00	0.00		0.00			1.00	0.00	0.00	
xC	1	0.00	0.00		7.23			1.00	0.00	24.04	
	2	0.00	0.00		7.19			1.00	0.00	22.48	
xD	1	0.00	0.00	✓	0.00			1.00	0.00	0.00	
	2	0.00	0.00	✓	0.00			1.00	0.00	0.00	

	xE	1	0.00	0.00	✓	0.00			1.00	0.00	0.00
		2	0.00	0.00	✓	0.00			1.00	0.00	0.00
	xF	1	0.00	0.00	✓	0.00			1.00	0.00	0.00
	Cc1	1	0.00	0.00		2.66	0.13	1.58	1.00	0.00	9.88
	E1	1	0.00	0.00	✓	5.37	0.41	5.37	1.00	0.00	53.18
		2	0.00	0.00	✓	24.73	13.75	24.72	1.00	0.00	296.18
	Gf1	1	0.00	0.00	✓	0.33			1.00	0.00	0.80
	Cc2	2	0.00	0.00		14.80	1.35	7.10	1.00	0.00	52.56
		3	0.00	0.00		1.65	0.12	1.25	1.00	0.00	6.07
		4	0.00	0.00		8.24	0.41	7.18	1.00	0.00	41.63
		5	0.00	0.00		6.17	0.15	5.69	1.00	0.00	33.11
		6	0.00	0.00		27.28	20.41	27.27	1.00	0.00	290.20
		E2	3	0.00	0.00	✓	3.65	0.24	3.58	1.00	0.00
	4		0.00	0.00	✓	3.46	0.23	3.39	1.00	0.00	28.66
	TC5	2	0.00	0.00		3.26	0.36	3.26	1.00	0.00	12.57
		3	0.00	0.00		4.64	1.74	4.64	1.00	0.00	33.10
		4	0.00	0.00	✓	0.00	0.00	0.00	1.00	0.00	0.00
	TC9	1	0.00	0.00	✓	8.01	0.15	7.05	1.00	0.00	28.44
		2	0.00	0.00	✓	5.14	0.06	4.85	1.00	0.00	17.69
		3	0.00	0.00	✓	6.95	0.11	6.39	1.00	0.00	24.70
	TC35	1	0.00	0.00		1.53	0.08	0.82	1.00	0.00	3.09
	TC36	1	0.00	0.00	✓	0.01			1.00	0.00	0.13
	TC37	1	0.00	0.00	✓	0.16	0.00	0.16	1.00	0.00	0.31
	TC38	1	0.00	0.00		2.44			1.00	0.00	3.08
	TC39	2	0.00	0.00		0.20			1.00	0.00	2.90
		3	0.00	0.00		0.71			1.00	0.00	10.01
	TC40	2	0.00	0.00	✓	0.00			1.00	0.00	0.00
		3	0.00	0.00	✓	0.00			1.00	0.00	0.00
	TC41	1	0.00	0.00	✓	3.70	0.72	3.68	1.00	0.00	34.02
		2	0.00	0.00	✓	3.70	0.72	3.68	1.00	0.00	34.02
	TC42	1	0.00	0.00	✓	0.00	0.00	0.00	1.00	0.00	0.00
	TC43	1	0.00	0.00	✓	0.00			1.00	0.00	0.00
	47	1	0.00	0.00		1.10			1.00	0.00	15.53
	48	1	0.00	0.00	✓	87.35			1.00	0.00	576.73
	49	1	0.00	0.00	✓	0.05			1.00	0.00	0.70
		2	0.00	0.00	✓	0.16			1.00	0.00	2.20
	50	1	0.00	0.00	✓	624.88			1.00	0.00	4222.53
	51	1	0.00	0.00	✓	0.25			1.00	0.00	3.48
	53	1	0.00	0.00	✓	0.38	0.01	0.38	1.00	0.00	2.72
	54	1	0.00	0.00	✓	0.44	0.01	0.44	1.00	0.00	3.19

Pedestrian Crossing Results

Pedestrian Crossings: Pedestrian summary

Time Segment	Crossing	Side	Degree of saturation (%)	Calculated Flow Entering (Ped/hr)	Calculated sat flow (Ped/hr)	Actual green (s per cycle))	Mean Delay Per Ped (s)	Mean max queue (Ped)	Weighted cost of delay (£ per hr)	Performance Index (£ per hr)	
07:30-08:30	1	1	0	0	11000	7	0.00	0.00	0.00	0.00	
		2	0	0	11000	7	0.00	0.00	0.00	0.00	
	2	1	0	0	11000	58	0.00	0.00	0.00	0.00	
		2	0	0	11000	58	0.00	0.00	0.00	0.00	
	3	1	0	0	11000	8	0.00	0.00	0.00	0.00	
		2	0	0	11000	8	0.00	0.00	0.00	0.00	
	4	1	0	0	11000	68	0.00	0.00	0.00	0.00	
		2	0	0	11000	68	0.00	0.00	0.00	0.00	
	5	1	0	0	11000	68	0.00	0.00	0.00	0.00	
		2	0	0	11000	68	0.00	0.00	0.00	0.00	
	6	1	0	0	0	0	0	0.00	0.00	0.00	0.00
		2	0	0	0	0	0	0.00	0.00	0.00	0.00
	7	1	0	0	11000	36	0.00	0.00	0.00	0.00	0.00
		2	0	0	11000	36	0.00	0.00	0.00	0.00	0.00
	8	1	0	0	0	0	0	0.00	0.00	0.00	0.00
		2	0	0	0	0	0	0.00	0.00	0.00	0.00
	9	1	0	0	11000	24	0.00	0.00	0.00	0.00	0.00
		2	0	0	11000	24	0.00	0.00	0.00	0.00	0.00
	10	1	0	0	11000	36	0.00	0.00	0.00	0.00	0.00
		2	0	0	11000	36	0.00	0.00	0.00	0.00	0.00
	11	1	0	0	11000	60	0.00	0.00	0.00	0.00	0.00
		2	0	0	11000	60	0.00	0.00	0.00	0.00	0.00
	12	1	0	0	11000	58	0.00	0.00	0.00	0.00	0.00
		2	0	0	11000	58	0.00	0.00	0.00	0.00	0.00
	13	1	0	0	11000	11	0.00	0.00	0.00	0.00	0.00
		2	0	0	11000	11	0.00	0.00	0.00	0.00	0.00
	14	1	0	0	11000	99	0.00	0.00	0.00	0.00	0.00
		2	0	0	11000	99	0.00	0.00	0.00	0.00	0.00
	15	1	0	0	11000	11	0.00	0.00	0.00	0.00	0.00
		2	0	0	11000	11	0.00	0.00	0.00	0.00	0.00
	16	1	0	0	11000	9	0.00	0.00	0.00	0.00	0.00
		2	0	0	11000	9	0.00	0.00	0.00	0.00	0.00
	17	1	0	0	11000	5	0.00	0.00	0.00	0.00	0.00
		2	0	0	11000	5	0.00	0.00	0.00	0.00	0.00
	18	1	0	0	11000	8	0.00	0.00	0.00	0.00	0.00
		2	0	0	11000	8	0.00	0.00	0.00	0.00	0.00
	19	1	0	0	11000	8	0.00	0.00	0.00	0.00	0.00
		2	0	0	11000	8	0.00	0.00	0.00	0.00	0.00
	20	1	0	0	11000	9	0.00	0.00	0.00	0.00	0.00
		2	0	0	11000	9	0.00	0.00	0.00	0.00	0.00

Pedestrian Crossings: Flows and signals

Time Segment	Crossing	Side	Calculated flow entering (Ped/hr)	Calculated flow out (Ped/hr)	Flow discrepancy (Ped/hr)	Adjusted flow warning	Calculated sat flow (Ped/hr)	Calculated capacity (Ped/hr)	Degree of saturation (%)	DOS Threshold exceeded	Practical reserve capacity	Mean modulus of error	Actual green (s (per cycle))
07:30-08:30	1	1	0	0	0		11000	917	0		Unrestricted	0.00	7
		2	0	0	0		11000	917	0		Unrestricted	0.00	7
	2	1	0	0	0		11000	5867	0		Unrestricted	0.00	58
		2	0	0	0		11000	5867	0		Unrestricted	0.00	58
	3	1	0	0	0		11000	1008	0		Unrestricted	0.00	8
		2	0	0	0		11000	1008	0		Unrestricted	0.00	8
	4	1	0	0	0		11000	6783	0		Unrestricted	0.00	68
		2	0	0	0		11000	6783	0		Unrestricted	0.00	68
	5	1	0	0	0		11000	6783	0		Unrestricted	0.00	68
		2	0	0	0		11000	6783	0		Unrestricted	0.00	68
	6	1	0	0	0		0	0	0		-100	0.00	0
		2	0	0	0		0	0	0		-100	0.00	0
	7	1	0	0	0		11000	3575	0		Unrestricted	0.00	36
		2	0	0	0		11000	3575	0		Unrestricted	0.00	36
	8	1	0	0	0		0	0	0		-100	0.00	0
		2	0	0	0		0	0	0		-100	0.00	0
	9	1	0	0	0		11000	2750	0		Unrestricted	0.00	24
		2	0	0	0		11000	2750	0		Unrestricted	0.00	24
	10	1	0	0	0		11000	3850	0		Unrestricted	0.00	36
		2	0	0	0		11000	3850	0		Unrestricted	0.00	36
11	1	0	0	0		11000	6050	0		Unrestricted	0.00	60	
	2	0	0	0		11000	6050	0		Unrestricted	0.00	60	
12	1	0	0	0		11000	5867	0		Unrestricted	0.00	58	
	2	0	0	0		11000	5867	0		Unrestricted	0.00	58	
13	1	0	0	0		11000	1283	0		Unrestricted	0.00	11	
	2	0	0	0		11000	1283	0		Unrestricted	0.00	11	
14	1	0	0	0		11000	9350	0		Unrestricted	0.00	99	
	2	0	0	0		11000	9350	0		Unrestricted	0.00	99	
15	1	0	0	0		11000	1283	0		Unrestricted	0.00	11	
	2	0	0	0		11000	1283	0		Unrestricted	0.00	11	
16	1	0	0	0		11000	1100	0		Unrestricted	0.00	9	
	2	0	0	0		11000	1100	0		Unrestricted	0.00	9	
17	1	0	0	0		11000	733	0		Unrestricted	0.00	5	
	2	0	0	0		11000	733	0		Unrestricted	0.00	5	
18	1	0	0	0		11000	1008	0		Unrestricted	0.00	8	
	2	0	0	0		11000	1008	0		Unrestricted	0.00	8	
19	1	0	0	0		11000	1008	0		Unrestricted	0.00	8	
	2	0	0	0		11000	1008	0		Unrestricted	0.00	8	
20	1	0	0	0		11000	1100	0		Unrestricted	0.00	9	
	2	0	0	0		11000	1100	0		Unrestricted	0.00	9	

Pedestrian Crossings: Stops and delays

Time Segment	Crossing	Side	Mean Cruise Time per Ped (s)	Mean Delay per Ped (s)	Total delay (Ped-hr/hr)	Weighted cost of delay (£ per hr)
07:30-08:30	(ALL)	(ALL)	1.00	0.00	0.00	0.00

Pedestrian Crossings: Queues and blocking

Time Segment	Crossing	Side	Mean max queue (Ped)	Max queue storage (Ped)	Utilised storage (%)	Excess queue penalty (£ per hr)
07:30-08:30	(ALL)	(ALL)	0.00	10.00	0.00	0.00

Pedestrian Crossings: Advanced

Time Segment	Crossing	Side	Degree of saturation penalty (£ per hr)	Ped gap accepting penalty (£ per hr)	Mean Max Queue EoTS (Ped)	Ped Factor	Cost of traffic penalties (£ per hr)	Performance Index (£ per hr)
07:30-08:30	(ALL)	(ALL)	0.00	0.00	0.00	1.00	0.00	0.00

Network Results

Run Summary

Analysis set used	Run start time	Run finish time	Modelling start time (HH:mm)	Network Cycle Time (s)	Performance Index (£ per hr)	Total network delay (PCU-hr/hr)	Highest DOS (%)	Item with highest DOS	Number of oversaturated items	Percentage of oversaturated items (%)	Item with worst signalised PRC	Item with worst unsignalised PRC	Item with worst over PR
1	19/07/2021 23:54:04	19/07/2021 23:54:18	07:30	120	12767.39	826.19	141.55	50/1	19	12	TC42/1	50/1	TC4

Network Results: Vehicle summary

Time Segment	Degree of saturation (%)	Practical reserve capacity (%)	Calculated flow entering (PCU/hr)	Actual green (s per cycle)	Mean Delay per Veh (s)	Weighted cost of delay (£ per hr)	Weighted cost of stops (£ per hr)	Performance Index (£ per hr)
07:30-08:30	142	-100	79733	9995	37.30	11731.93	1035.46	12767.39

Network Results: Pedestrian summary

Time Segment	Degree of saturation (%)	Calculated Flow Entering (Ped/hr)	Actual green (s per cycle)	Mean Delay Per Ped (s)	Weighted cost of delay (£ per hr)	Performance Index (£ per hr)
07:30-08:30	0	0	1166	0.00	0.00	0.00

Network Results: Flows and signals

Time Segment	Calculated flow entering (PCU/hr)	Calculated flow out (PCU/hr)	Flow discrepancy (PCU/hr)	Adjusted flow warning	Degree of saturation (%)	DOS Threshold exceeded	Practical reserve capacity (%)	Actual green (s per cycle)
07:30-08:30	79733	78961	6686	✓	142	✓	-100	11161

Network Results: Stops and delays

Time Segment	Mean Cruise Time per Veh (s)	Mean Delay per Veh (s)	Total delay (PCU-hr/hr)	Weighted cost of delay (£ per hr)	Mean stops per Veh (%)	Total stops (Stops per hr)	Weighted cost of stops (£ per hr)
07:30-08:30	8.65	37.30	826.19	11731.93	63.94	48535.11	1035.46

Network Results: Queues and blocking

Time Segment	Utilised storage (%)	Excess queue penalty (£ per hr)	Wasted time total (s per cycle)
07:30-08:30	4012.92	0.00	2950.00

Network Results: Advanced

Time Segment	Degree of saturation penalty (£ per hr)	Ped gap accepting penalty (£ per hr)	Warmed up	PCU Factor	Cost of traffic penalties (£ per hr)	Controller stream penalties (£ per hr)	Performance Index (£ per hr)
07:30-08:30	0.00	0.00		1.00	0.00	0.00	12767.39

Point to Point Journey Time

Average Journey Time (s) for Local Matrix: 1

	To								
	A28	B28	C28	D28	E28	F28	G28	H28	
From	A28	0.0	645.7	638.7	807.9	679.5	882.0	1282.6	0.0
	B28	606.3	0.0	182.7	297.5	238.9	460.7	627.2	0.0
	C28	209.2	197.6	0.0	259.2	246.8	402.3	348.9	0.0
	D28	143.7	178.4	184.6	0.0	207.9	111.3	121.3	0.0
	E28	401.3	139.6	437.8	243.6	0.0	320.4	332.5	0.0
	F28	122.5	159.4	165.6	220.1	199.7	0.0	26.3	0.0
	G28	81.9	129.1	129.5	172.6	165.2	250.6	0.0	0.0
	H28	0.0	0.0	0.0	0.0	0.0	0.0	0.0	0.0

Path Journey Time

Path	From Location	To Location	Normal Calculated Flow (PCU/hr)	Normal journey time (s)	Calculated Total Flow (PCU/hr)	Avg journey time (s)
------	---------------	-------------	---------------------------------	-------------------------	--------------------------------	----------------------

32	C28	E28	87	247.23	87	247.23
36	C28	E28	87	248.13	87	248.13
41	E28	A28	505	401.84	505	401.84
49	C28	D28	363	259.20	363	259.20
50	E28	D28	55	243.56	55	243.56
68	E28	G28	183	328.54	183	328.54
81	G28	B28	70	128.89	70	128.89
82	G28	B28	70	128.70	70	128.70
83	G28	B28	4	138.58	4	138.58
84	G28	B28	0	0.00	0	0.00
85	D28	B28	113	178.54	113	178.54
86	D28	B28	113	178.30	113	178.30
87	D28	B28	0	0.00	0	0.00
88	D28	B28	0	0.00	0	0.00
89	H28	B28	0	0.00	0	0.00
90	H28	B28	0	0.00	0	0.00
91	C28	F28	61	402.25	61	402.25
92	E28	F28	52	320.37	52	320.37
100	E28	B28	248	139.20	248	139.20
102	A28	C28	371	639.00	371	639.00
104	C28	G28	370	410.50	370	410.50
107	A28	B28	26	645.37	26	645.37
109	C28	G28	557	290.42	557	290.42
110	E28	G28	22	365.12	22	365.12
111	H28	H28	0	0.00	0	0.00
112	F28	G28	41	26.25	41	26.25
113	F28	A28	73	122.49	73	122.49
114	C28	H28	0	0.00	0	0.00
115	B28	C28	9	181.17	9	181.17
116	G28	F28	100	250.02	100	250.02
117	G28	G28	0	0.00	0	0.00
120	G28	G28	0	0.00	0	0.00
121	G28	F28	2	277.06	2	277.06
122	G28	G28	0	0.00	0	0.00
125	H28	A28	0	0.00	0	0.00
128	H28	F28	0	0.00	0	0.00
129	H28	H28	0	0.00	0	0.00
132	F28	F28	0	0.00	0	0.00
133	F28	H28	0	0.00	0	0.00
137	H28	G28	0	0.00	0	0.00
138	H28	G28	0	0.00	0	0.00
140	G28	C28	0	0.00	0	0.00
141	G28	C28	6	137.46	6	137.46
142	C28	H28	0	0.00	0	0.00
143	E28	H28	0	0.00	0	0.00
144	C28	C28	0	0.00	0	0.00
145	C28	C28	0	0.00	0	0.00
146	B28	E28	431	213.19	431	213.19
147	A28	G28	578	1480.33	578	1480.33
148	A28	H28	0	0.00	0	0.00
149	A28	A28	0	0.00	0	0.00
150	E28	B28	261	139.89	261	139.89
151	D28	C28	0	0.00	0	0.00
152	D28	C28	0	0.00	0	0.00
153	H28	C28	0	0.00	0	0.00
154	E28	A28	8	367.40	8	367.40
155	C28	B28	0	0.00	0	0.00
156	H28	D28	0	0.00	0	0.00

157	C28	G28	0	0.00	0	0.00
158	F28	D28	69	220.14	69	220.14
159	F28	E28	5	203.21	5	203.21
160	F28	E28	5	196.21	5	196.21
163	C28	G28	0	0.00	0	0.00
164	C28	H28	0	0.00	0	0.00
166	B28	C28	88	182.90	88	182.90
168	G28	A28	357	81.89	357	81.89
169	C28	E28	2	174.57	2	174.57
170	C28	D28	0	0.00	0	0.00
171	G28	H28	0	0.00	0	0.00
182	B28	G28	0	0.00	0	0.00
183	B28	H28	0	0.00	0	0.00
185	A28	B28	26	645.99	26	645.99
186	A28	C28	25	634.82	25	634.82
192	B28	D28	287	297.45	287	297.45
193	B28	E28	194	296.18	194	296.18
195	D28	G28	158	119.27	158	119.27
196	D28	F28	152	111.30	152	111.30
198	D28	A28	3	143.73	3	143.73
234	C28	G28	150	416.93	150	416.93
235	E28	G28	0	0.00	0	0.00
236	E28	H28	0	0.00	0	0.00
255	C28	A28	3	314.90	3	314.90
291	C28	A28	598	208.65	598	208.65
294	C28	B28	19	198.11	19	198.11
295	C28	B28	19	197.02	19	197.02
296	D28	G28	81	125.16	81	125.16
297	D28	H28	0	0.00	0	0.00
303	B28	G28	335	708.65	335	708.65
304	B28	H28	0	0.00	0	0.00
305	B28	A28	0	0.00	0	0.00
306	B28	A28	38	606.33	38	606.33
307	B28	B28	0	0.00	0	0.00
308	B28	B28	0	0.00	0	0.00
318	B28	G28	172	468.67	172	468.67
319	B28	F28	51	460.70	51	460.70
341	A28	A28	0	0.00	0	0.00
353	A28	G28	291	889.96	291	889.96
354	A28	F28	170	881.99	170	881.99
355	A28	G28	0	0.00	0	0.00
356	A28	H28	0	0.00	0	0.00
396	G28	A28	0	0.00	0	0.00
410	C28	A28	0	0.00	0	0.00
413	C28	B28	0	0.00	0	0.00
414	C28	H28	0	0.00	0	0.00
415	C28	A28	0	0.00	0	0.00
417	C28	G28	12	314.44	12	314.44
418	C28	F28	0	0.00	0	0.00
422	C28	E28	0	0.00	0	0.00
423	F28	B28	9	159.45	9	159.45
424	F28	B28	9	159.26	9	159.26
429	G28	G28	0	0.00	0	0.00
430	G28	G28	0	0.00	0	0.00
431	F28	H28	0	0.00	0	0.00
434	G28	G28	0	0.00	0	0.00
439	C28	C28	0	0.00	0	0.00
440	C28	C28	0	0.00	0	0.00

441	C28	C28	0	0.00	0	0.00
442	C28	C28	0	0.00	0	0.00
443	E28	C28	4	400.36	4	400.36
444	E28	C28	0	0.00	0	0.00
445	E28	C28	0	0.00	0	0.00
446	F28	C28	5	156.66	5	156.66
457	A28	E28	410	658.10	410	658.10
462	G28	D28	128	172.59	128	172.59
463	G28	E28	112	166.60	112	166.60
464	G28	D28	0	0.00	0	0.00
465	G28	E28	0	0.00	0	0.00
466	A28	D28	2	807.92	2	807.92
467	A28	E28	69	807.03	69	807.03
468	E28	E28	0	0.00	0	0.00
469	D28	D28	0	0.00	0	0.00
470	D28	E28	25	208.61	25	208.61
471	H28	E28	0	0.00	0	0.00
472	G28	C28	0	0.00	0	0.00
473	G28	E28	112	163.75	112	163.75
474	G28	C28	0	0.00	0	0.00
475	G28	E28	0	0.00	0	0.00
476	C28	C28	0	0.00	0	0.00
477	C28	C28	0	0.00	0	0.00
478	E28	C28	39	439.26	39	439.26
479	E28	E28	0	0.00	0	0.00
480	D28	C28	137	183.74	137	183.74
481	D28	E28	25	207.11	25	207.11
482	H28	C28	0	0.00	0	0.00
483	H28	E28	0	0.00	0	0.00
484	F28	C28	8	174.64	8	174.64
485	G28	C28	352	129.36	352	129.36
486	G28	C28	0	0.00	0	0.00
487	C28	C28	0	0.00	0	0.00
488	C28	C28	0	0.00	0	0.00
489	E28	C28	39	440.25	39	440.25
490	D28	C28	137	185.41	137	185.41
491	H28	C28	0	0.00	0	0.00
492	F28	C28	8	161.71	8	161.71

Final Prediction Table

Traffic Stream Results

Arm	Traffic Stream	Name	Traffic node	SIGNALS		FLOWS		PERFORMANCE				PER PCU			QUEUES
				Controller stream	Phase	Calculated flow entering (PCU/hr)	Calculated sat flow (PCU/hr)	Actual green (s per cycle)	Wasted time total (s per cycle)	Degree of saturation (%)	Practical reserve capacity (%)	JourneyTime (s)	Mean Delay per Veh (s)	Mean stops per Veh (%)	Mean max queue (PCU)
A	1	(untitled)	6	771-2	E	430	2050	38	14.00	63	43	31.56	26.29	91.35	8.02
	2	(untitled)	6	771-2	E	172	2050	38	18.00	25	258	23.73	18.30	72.11	2.77
	3	(untitled)	6	771-2	E	360	2050	38	18.00	53	71	32.18	26.62	89.33	7.38
	4	(untitled)	6	771-2	E	541	2050	38	8.00	79	14	46.06	40.38	112.77	11.27
Ac	1	(untitled)	6	771-2	D	1113 <	2263	60	0.00	95	-5	38.40	31.65	69.86	19.29 +
	2	(untitled)	6	771-2	D	230	2263	60	43.66	20	353	16.04	7.12	54.01	4.11
	3	(untitled)	6	771-2	D	396	2263	60	18.00	34	166	13.13	6.94	46.91	7.11
Acf	1	(untitled)	6			1343	2263	120	33.12	59	52	6.52	1.16	1.06	2.75
	2	(untitled)	6			396	2263	120	67.00	17	414	7.55	0.17	0.00	0.02
	1	(untitled)	6			602	2050	120	36.00	29	206	6.95	0.36	0.00	0.06

Af	2	(untitled)	6			360	2050	120	40.00	18	413	6.74	0.19	0.00	0.02
	3	(untitled)	6			541	2050	120	36.00	26	241	6.88	0.31	0.00	0.05
B	1	(untitled)	1	769-1	B	299	2050	38	0.00	44	106	18.94	11.84	62.06	3.22
	2	(untitled)	1	769-1	B	307	2150	38	0.26	43	109	19.01	11.72	61.95	3.30
	3	(untitled)	1	769-1	B	376	2100	38	18.00	54	68	39.36	31.88	104.85	6.70
	4	(untitled)	1	769-1	B	408 <	2050	38	16.10	100	-10	215.59	203.30	304.36	27.02 +
Bc	1	(untitled)	1	769-1	A	402	2050	58	31.00	39	130	21.59	11.61	62.48	9.45
	2	(untitled)	1	769-1	A	533	2050	58	24.10	53	70	21.33	11.45	62.90	12.50
	3	(untitled)	1	769-1	A	764	2050	58	12.00	75	21	22.99	13.22	57.37	19.64
Bcf	1	(untitled)	1			1543	2263	120	32.00	68	32	6.21	1.70	0.00	0.73
	2	(untitled)	1			402	2263	120	79.00	18	407	5.74	0.17	0.00	0.02
	3	(untitled)	1			533	2263	120	54.00	24	282	6.44	0.24	0.00	0.04
	4	(untitled)	1			764	2263	120	44.09	34	166	6.69	0.41	0.34	2.06
Bf	1	(untitled)	1			606	1800	120	10.00	34	167	27.84	0.51	0.00	0.09
	2	(untitled)	1			784 <	1800	120	65.31	96	-6	154.33	126.92	318.59	46.24 +
C	1	(untitled)	2	769-2	G	512	2100	34	0.00	81	11	50.74	36.21	116.06	9.98
	2	(untitled)	2	769-2	G	466	2200	34	9.18	73	23	37.63	22.94	111.87	8.72
	3	(untitled)	2	769-2	G	578 <	2050	34	0.00	94	-4	132.83	117.91	237.64	25.71 +
Cf	1	(untitled)	2			512	1965	120	12.00	26	246	17.67	0.32	0.00	0.05
	2	(untitled)	2			1044 <	1965	120	56.26	100	-10	106.27	88.77	181.74	40.29 +
D	1	(untitled)	3	770-1	B	504	2050	34	4.00	82	10	41.41	37.28	108.60	9.55
	2	(untitled)	3	770-1	B	555 <	1850	34	0.00	100	-10	110.75	106.62	148.59	20.57 +
	3	(untitled)	3	770-1	B	559 <	2250	34	5.49	92	-2	53.99	49.73	111.12	12.57 +
	4	(untitled)	3	770-1	B	635 <	2250	34	1.18	95	-5	60.99	56.45	113.33	15.24 +
Dc	1	(untitled)	3	770-1	A	849	2100	66	0.05	71	26	15.96	12.19	54.86	7.79
	2	(untitled)	3	770-1	A	855	2100	66	5.16	77	18	18.88	15.26	60.12	8.16
	3	(untitled)	3	770-1	A	644	2100	66	17.22	67	34	13.86	10.38	72.23	6.12
	4	(untitled)	3	770-1	A	770 <	2100	66	24.01	100	-10	86.56	83.23	105.43	20.34 +
Dcf	1	(untitled)	3			894	2050	120	41.00	44	106	5.62	0.68	0.00	0.17
	2	(untitled)	3			207	2100	120	82.00	10	812	5.04	0.09	0.00	0.01
	3	(untitled)	3			849	2100	120	44.75	55	64	8.10	3.12	24.63	7.35
	4	(untitled)	3			855	2100	120	53.37	59	52	9.51	4.51	25.47	7.39
	5	(untitled)	3			644	2100	120	36.63	31	192	5.42	0.40	1.96	2.39
	6	(untitled)	3			770 <	2100	120	76.01	100	-10	95.74	90.71	130.84	24.78 +
Df	1	(untitled)	3-2	11	B	1118 <	1900	103	38.01	107	-16	179.11	155.11	191.77	75.41 +
	2	(untitled)	3-2	11	B	1196 <	2250	103	17.65	74	22	31.73	7.73	42.63	42.92 +
Dxp	1	(untitled)	3-2	770-2	D	897	2050	101	22.00	51	75	4.98	1.48	5.19	1.73
	2	(untitled)	3-2	770-2	D	208	2050	101	54.00	12	655	4.00	0.35	2.16	0.17
Ec	1	(untitled)	4	770-3	F	816	2150	70	2.00	63	42	14.43	10.68	54.73	7.45
	2	(untitled)	4	770-3	F	1199 <	2263	70	0.00	88	2	18.38	14.75	49.66	10.07 +
	3	(untitled)	4	770-3	F	1292 <	2263	70	3.47	100	-10	59.69	56.18	69.99	24.44 +
	4	(untitled)	4	770-3	F	634	2250	70	26.00	47	92	14.70	11.32	67.09	7.11
Ecf	1	(untitled)	4			933	2100	120	20.46	45	102	4.19	0.74	1.89	4.84
	2	(untitled)	4			1276	2100	120	29.37	72	25	6.84	3.36	18.29	6.19
	3	(untitled)	4			1199	2263	120	39.66	69	31	9.37	5.85	33.49	7.06
	4	(untitled)	4			1292 <	2300	120	49.65	86	5	17.14	13.58	44.28	9.42 +
	5	(untitled)	4			672	2300	120	63.60	38	135	8.81	5.16	38.67	5.44
Ef	1	(untitled)	4			907 <	1900	120	67.19	108	-17	188.99	173.69	257.87	54.15 +
	2	(untitled)	4			509	1900	120	0.00	27	236	15.65	0.35	0.00	0.05
Exp	1	(untitled)	4-2	770-4	L	933	2050	100	16.00	54	66	5.70	1.81	8.68	5.01
	2	(untitled)	4-2	770-4	L	460	2050	100	19.00	27	238	5.29	1.26	9.53	2.37
F	1	(untitled)	5	771-1	B	310	2100	21	0.00	77	17	43.81	37.43	107.85	6.03
	2	(untitled)	5	771-1	B	310	2100	21	0.00	77	17	43.86	37.43	107.85	6.03
	3	(untitled)	5	771-1	B	324	2100	21	0.00	80	12	47.20	40.66	112.90	6.55
Fc	1	(untitled)	5	771-1	A	1415 <	2263	75	1.00	97	-8	50.92	32.08	72.24	39.67 +
	2	(untitled)	5	771-1	A	1324 <	2263	75	6.80	100	-10	82.59	64.16	150.87	47.25 +
	3	(untitled)	5	771-1	A	1172	2263	75	14.27	81	11	31.41	12.35	94.08	22.95

Ff	1	(untitled)	5			620	1900	120	0.00	33	176	33.55	0.46	0.00	0.08
	2	(untitled)	5			324	1900	120	0.00	17	428	33.24	0.19	0.00	0.02
G	1	(untitled)	2	769-2	F	280	2050	32	17.17	50	80	55.30	39.24	105.85	4.93
	2	(untitled)	2	769-2	F	267	2050	32	17.17	48	89	55.29	43.85	109.32	5.05
Gf	1	(untitled)	4			261	2050	120	90.03	13	607	3.05	0.13	0.50	2.33
	2	(untitled)	4			248	2050	120	90.03	12	644	3.01	0.13	0.50	2.33
xA	1	(untitled)	10			1585	2263	120	28.85	81	12	25.60	8.28	37.73	24.86
	2	(untitled)	10			1531	2263	120	31.00	81	11	29.23	11.85	43.91	29.55
xB	1	(untitled)				1543	Unrestricted	120	7.00	0	Unrestricted	5.79	0.00	0.00	0.00
xC	1	(untitled)				494	1900	120	84.24	49	84	16.20	7.53	59.00	7.23
	2	(untitled)				477	1900	120	84.61	46	95	15.74	7.04	60.20	7.19
xD	1	(untitled)				897	Unrestricted	120	15.00	0	Unrestricted	9.13	0.00	0.00	0.00
	2	(untitled)				208	Unrestricted	120	56.00	0	Unrestricted	9.21	0.00	0.00	0.00
xE	1	(untitled)				933	Unrestricted	120	12.00	0	Unrestricted	13.04	0.00	0.00	0.00
	2	(untitled)				460	Unrestricted	120	14.00	0	Unrestricted	13.04	0.00	0.00	0.00
xF	1	(untitled)				867	Unrestricted	120	6.00	0	Unrestricted	12.19	0.00	0.00	0.00
Cc1	1	(untitled)	2	769-2	E	425	2050	60	30.00	40	124	10.83	4.26	16.54	2.66
E1	1	(untitled)	4	770-3	G	299	2050	28	12.00	58	54	42.37	36.37	107.70	5.37
	2	(untitled)	4	770-3	G	537 <	2200	28	0.00	98	-8	130.14	124.14	191.18	22.32 +
Gf1	1	(untitled)	4			38	668	120	84.00	6	1483	5.77	2.19	38.82	0.33
Cc2	2	(untitled)	2	769-2	D	809	2150	58	12.95	78	16	23.90	13.93	64.11	14.79
	3	(untitled)	2	769-2	D	389	2050	58	16.00	38	137	13.71	3.36	17.09	1.65
	4	(untitled)	2	769-2	D	630	2150	58	1.00	59	54	23.28	13.74	68.64	8.24
	5	(untitled)	2	769-2	D	428	2050	58	12.00	42	116	23.91	15.33	84.80	6.17
	6	(untitled)	2	769-2	D	408 <	2050	58	36.10	100	-10	173.59	165.68	256.65	23.10 +
E2	3	(untitled)	4	770-3	H	261	2150	28	0.56	49	82	26.67	22.67	83.79	3.65
	4	(untitled)	4	770-3	H	248	2050	28	0.00	48	86	26.56	22.48	83.71	3.46
TC5	2	(untitled)	TC771-6	TC777-1	A	1057	2263	98	12.00	56	61	5.48	2.71	9.45	3.25
	3	(untitled)	TC771-6	TC777-1	A	1531 <	2263	98	11.00	81	11	7.96	5.19	9.03	4.62 +
	4	(untitled)	TC771-6	TC777-1	C	0	1800	11	12.00	0	Unrestricted	0.00	0.00	0.00	0.00
TC9	1	(untitled)	TC771-6	TC777-1	B	497	1925	71	0.00	42	115	23.98	12.98	48.25	8.01
	2	(untitled)	TC771-6	TC777-1	B	352	1966	71	0.00	29	210	22.40	11.35	43.84	5.14
	3	(untitled)	TC771-6	TC777-1	B	452	1947	71	0.00	38	139	23.51	12.39	46.13	6.95
TC35	1	(untitled)	TC771-6	TC777-1	A	528	1900	98	14.00	33	170	4.19	1.29	6.16	1.53
TC36	1	(untitled)	TC771-6			231	1800	120	0.00	13	601	3.17	0.15	0.00	0.01
TC37	1	(untitled)	TC771-6	TC777-2	J	41	1850	105	105.00	3	3487	4.09	0.90	11.69	0.16
TC38	1	(untitled)	TC771-6			41	224	120	49.00	18	392	14.75	13.22	66.32	2.44
TC39	2	(untitled)	TC771-6			1057	2263	120	32.00	47	93	3.23	0.70	0.00	0.20
	3	(untitled)	TC771-6			1531	2263	120	31.00	68	33	4.05	1.66	0.00	0.70
TC40	2	(untitled)	TC771-6			1098	Unrestricted	120	13.00	0	Unrestricted	4.23	0.00	0.00	0.00
	3	(untitled)	TC771-6			1531	Unrestricted	120	18.00	0	Unrestricted	4.02	0.00	0.00	0.00
TC41	1	(untitled)	TC771-6	TC777-1	D	95	1850	8	0.00	68	31	84.55	80.62	115.07	3.68
	2	(untitled)	TC771-6	TC777-1	D	95	1850	8	0.00	68	31	84.58	80.62	115.07	3.68
TC42	1	(untitled)	TC771-6	TC777-1	E	0	0	0	0.00	0	-100	0.00	0.00	0.00	0.00
TC43	1	(untitled)				0	1800	120	120.00	0	Unrestricted	0.00	0.00	0.00	0.00
47	1	(untitled)	2			972	1300	120	28.00	75	20	20.09	4.05	0.00	1.09

48	1	(untitled)	2			1605 <	1965	120	25.01	103	-13	91.73	85.11	194.37	60.92 +
49	1	(untitled)	TC771-6			509	1900	120	0.00	27	236	3.50	0.35	0.00	0.05
	2	(untitled)	TC771-6			804	1900	120	0.00	42	113	3.84	0.69	0.00	0.16
50	1	(untitled)	1			1968 <	1900	120	32.19	142	-36	541.84	536.06	351.40	336.01 +
51	1	(untitled)	4-2			944	1900	120	0.00	50	81	5.43	0.93	0.00	0.24
53	1		TC771-6	TC777-1	J	12	1800	7	7.00	10	800	65.32	54.40	93.73	0.38
54	1		3-2	11	A	14	1800	7	7.00	12	671	78.71	54.71	93.99	0.44

Pedestrian Crossing Results

Pedestrian	Side	Name	Traffic node	SIGNALS		FLOWS		PERFORMANCE			PER PED		QUEUES	WEIGHTS	P
				Controller stream	Phase	Calculated Flow Entering (Ped/hr)	Calculated sat flow (Ped/hr)	Actual green (s per cycle)	Degree of saturation (%)	Practical reserve capacity	JourneyTime (s)	Mean Delay per Ped (s)	Mean max queue (Ped)	Delay weighting (%)	p
1	1	(untitled)	3-2	770-2	E	0	11000	7	0	Unrestricted	0.00	0.00	0.00	100	
	2	(untitled)	3-2	770-2	E	0	11000	7	0	Unrestricted	0.00	0.00	0.00	100	
2	1	(untitled)	3	770-1	C	0	11000	58	0	Unrestricted	0.00	0.00	0.00	100	
	2	(untitled)	3	770-1	C	0	11000	58	0	Unrestricted	0.00	0.00	0.00	100	
3	1	(untitled)	4-2	770-4	M	0	11000	8	0	Unrestricted	0.00	0.00	0.00	100	
	2	(untitled)	4-2	770-4	M	0	11000	8	0	Unrestricted	0.00	0.00	0.00	100	
4	1	(untitled)	4	770-3	J	0	11000	68	0	Unrestricted	0.00	0.00	0.00	100	
	2	(untitled)	4	770-3	J	0	11000	68	0	Unrestricted	0.00	0.00	0.00	100	
5	1	(untitled)	4	770-3	I	0	11000	68	0	Unrestricted	0.00	0.00	0.00	100	
	2	(untitled)	4	770-3	I	0	11000	68	0	Unrestricted	0.00	0.00	0.00	100	
6	1	(untitled)	4	770-3	K	0	0	0	0	-100	0.00	0.00	0.00	100	
	2	(untitled)	4	770-3	K	0	0	0	0	-100	0.00	0.00	0.00	100	
7	1	(untitled)	5	771-1	C	0	11000	36	0	Unrestricted	0.00	0.00	0.00	100	
	2	(untitled)	5	771-1	C	0	11000	36	0	Unrestricted	0.00	0.00	0.00	100	
8	1	(untitled)	1	769-1	C	0	0	0	0	-100	0.00	0.00	0.00	100	
	2	(untitled)	1	769-1	C	0	0	0	0	-100	0.00	0.00	0.00	100	
9	1	(untitled)	2	769-2	J	0	11000	24	0	Unrestricted	0.00	0.00	0.00	100	
	2	(untitled)	2	769-2	J	0	11000	24	0	Unrestricted	0.00	0.00	0.00	100	
10	1	(untitled)	2	769-2	K	0	11000	36	0	Unrestricted	0.00	0.00	0.00	100	
	2	(untitled)	2	769-2	K	0	11000	36	0	Unrestricted	0.00	0.00	0.00	100	
11	1	(untitled)		769-2	H	0	11000	60	0	Unrestricted	0.00	0.00	0.00	100	
	2	(untitled)		769-2	H	0	11000	60	0	Unrestricted	0.00	0.00	0.00	100	
12	1	(untitled)	2	769-2	I	0	11000	58	0	Unrestricted	0.00	0.00	0.00	100	
	2	(untitled)	2	769-2	I	0	11000	58	0	Unrestricted	0.00	0.00	0.00	100	
13	1	(untitled)		TC777-1	I	0	11000	11	0	Unrestricted	0.00	0.00	0.00	100	
	2	(untitled)		TC777-1	I	0	11000	11	0	Unrestricted	0.00	0.00	0.00	100	
14	1	(untitled)		TC777-1	F	0	11000	99	0	Unrestricted	0.00	0.00	0.00	100	
	2	(untitled)		TC777-1	F	0	11000	99	0	Unrestricted	0.00	0.00	0.00	100	
15	1	(untitled)		TC777-1	G	0	11000	11	0	Unrestricted	0.00	0.00	0.00	100	
	2	(untitled)		TC777-1	G	0	11000	11	0	Unrestricted	0.00	0.00	0.00	100	
16	1	(untitled)		TC777-1	H	0	11000	9	0	Unrestricted	0.00	0.00	0.00	100	
	2	(untitled)		TC777-1	H	0	11000	9	0	Unrestricted	0.00	0.00	0.00	100	
17	1	(untitled)		TC777-2	K	0	11000	5	0	Unrestricted	0.00	0.00	0.00	100	
	2	(untitled)		TC777-2	K	0	11000	5	0	Unrestricted	0.00	0.00	0.00	100	
18	1	(untitled)	771-2	771-2	F	0	11000	8	0	Unrestricted	0.00	0.00	0.00	100	
	2	(untitled)	771-2	771-2	F	0	11000	8	0	Unrestricted	0.00	0.00	0.00	100	
19	1	(untitled)	771-2	771-2	A	0	11000	8	0	Unrestricted	0.00	0.00	0.00	100	
	2	(untitled)	771-2	771-2	A	0	11000	8	0	Unrestricted	0.00	0.00	0.00	100	
20	1	(untitled)	771-1	771-1	D	0	11000	9	0	Unrestricted	0.00	0.00	0.00	100	
	2	(untitled)	771-1	771-1	D	0	11000	9	0	Unrestricted	0.00	0.00	0.00	100	

Network Results

	Distance travelled (PCU-km/hr)	Time spent (PCU-hr/hr)	Mean journey speed (kph)	Total delay (PCU-hr/hr)	Weighted cost of delay (£ per hr)	Weighted cost of stops (£ per hr)	Excess queue penalty (£ per hr)	Performance Index (£ per hr)
Normal traffic	7377.59	1017.66	7.25	826.19	11731.93	1035.46	0.00	12767.39
Bus	0.00	0.00	0.00	0.00	0.00	0.00	0.00	0.00
Tram	0.00	0.00	0.00	0.00	0.00	0.00	0.00	0.00
Pedestrians	0.00	0.00	0.00	0.00	0.00	0.00	0.00	0.00
TOTAL	7377.59	1017.66	7.25	826.19	11731.93	1035.46	0.00	12767.39

- | < = adjusted flow warning (upstream links/traffic streams are over-saturated)
- | * = Traffic Stream - Normal, Bus or Tram Stop or Delay weighting has been set to a value other than 100%
- | ^ = Traffic Stream - Normal, Bus or Tram Stop or Delay Path weighting has been set to a value other than 100%
- | + = average link/traffic stream excess queue is greater than 0
- | **P.I. = PERFORMANCE INDEX**

