

TRANSYT 15
Version: 15.5.2.7994 © Copyright TRL Limited, 2018
For sales and distribution information, program advice and maintenance, contact TRL: +44 (0)1344 379777 software@trl.co.uk www.trisoftware.co.uk
The users of this computer program for the solution of an engineering problem are in no way relieved of their responsibility for the correctness of the solution

Filename: M62 JN 28 CRF Scheme_Mar 20- Scenario 4-PM - Mitigation.t15
Path: Z:\Projects\10127ITM Capitol Park, Leeds F2 (F1A)\Tech\Transyt\TRANSYT - AGREED HE_LCC BASE MODEL (MARCH 2020)\Post-Submission Work\2033 Sensitivity Test
Report generation date: 19/07/2021 23:35:15

- »Network Diagrams
- «A2 - 2033 Base + Committed + Cumulative PM - Mitigation : D2 - 2033 Base + Committed + Cumulative PM - Mitigation * :
 - »Summary
 - »Network Options
 - »Traffic Nodes
 - »Arms and Traffic Streams
 - »Pedestrian Crossings
 - »Local OD Matrix - Local Matrix: 1
 - »Signal Timings
 - »Results - Link
 - »Results - Traffic Stream
 - »Data Entry - Stage Start and End
 - »Data Entry - Phase
 - »Data Entry - Traffic Stream
 - »Data entry - Link
 - »Results - Pedestrian
 - »Traffic Stream Results
 - »Pedestrian Crossing Results
 - »Network Results
 - »Point to Point Journey Time
 - »Final Prediction Table

File summary

File description

File title	(untitled)
Location	
Site number	
UTCRegion	
Driving side	Left
Date	01/03/2017
Version	
Status	(new file)
Identifier	
Client	
Jobnumber	
Enumerator	LEEDS\00730414
Description	

Model and Results

Enable controller offsets	Enable fuel consumption	Enable quick flares	Display journey time results	Display level of service results	Display blocking and starvation results	Display end of red and green queue results	Display excess queue results	Display separate uniform and random results	Display unweighted results	Display TRANSYT 12 style timings	Display effective greens in results	Display Red-With-Amber	Display End-Of-Green Amber

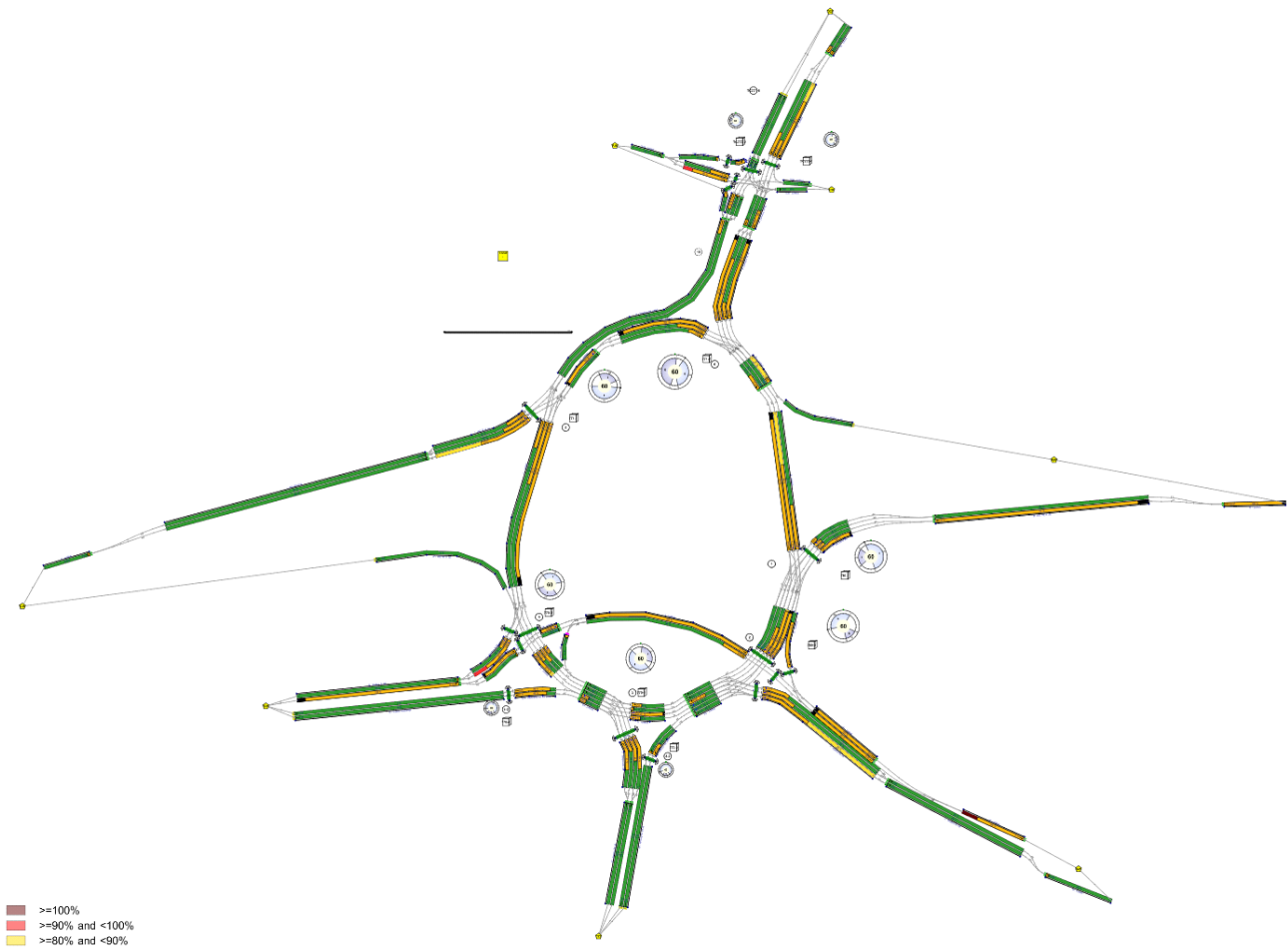
Units

Cost units	Speed units	Distance units	Fuel economy units	Fuel rate units	Mass units	Traffic units input	Traffic units results	Flow units	Average delay units	Total delay units	Rate of delay units
£	kph	m	mpg	l/h	kg	PCU	PCU	perHour	s	-Hour	perHour

Sorting

Show names instead of IDs	Sorting direction	Sorting type	Ignore prefixes when sorting	Analysis/demand set sorting	Link grouping	Source grouping	Colour Analysis/Demand Sets
	Ascending	Numerical		ID	Normal	Normal	✓

Network Diagrams



>=100%
 >=90% and <100%
 >=80% and <90%
 <80%
 Colour overlay: Degree of Saturation
 (untitled)
 Cycletime 0s / 60s , Timesteps 59 / 60
 Diagram produced using TRANSYT 15.5.2.7994

A2 - 2033 Base + Committed + Cumulative PM - Mitigation

D2 - 2033 Base + Committed + Cumulative PM - Mitigation *

Summary

Data Errors and Warnings

Severity	Area	Item	Description
Warning	Traffic Stream Data	Arm Bf - Traffic Stream 1	Arm Bf - Traffic Stream 1 is over 200m. Recommend the use of PDM to model platooning effects.
Warning	Traffic Stream Data	Arm Bf - Traffic Stream 2	Arm Bf - Traffic Stream 2 is over 200m. Recommend the use of PDM to model platooning effects.
Warning	Traffic Stream Data	Arm Ff - Traffic Stream 1	Arm Ff - Traffic Stream 1 is over 200m. Recommend the use of PDM to model platooning effects.
Warning	Traffic Stream Data	Arm Ff - Traffic Stream 2	Arm Ff - Traffic Stream 2 is over 200m. Recommend the use of PDM to model platooning effects.
Warning	Traffic Stream Data	Arm xA - Traffic Stream 1	Arm xA - Traffic Stream 1 is over 200m. Recommend the use of PDM to model platooning effects.
Warning	Traffic Stream Data	Arm xA - Traffic Stream 2	Arm xA - Traffic Stream 2 is over 200m. Recommend the use of PDM to model platooning effects.
Warning	Traffic Stream Data	Arm TC38 - Traffic Stream 1	Traffic Stream 1: CTM uses a whole number of cells. CTM is using the length adjusted by 30%.
Warning	Traffic Stream Signals	Arm TC5 - Traffic Stream 4 - Signals (TC777-1, C)	Traffic Stream 4 controlling phase C never runs in the current stage sequence.
Warning	Traffic Stream Signals	Arm TC42 - Traffic Stream 1 - Signals (TC777-1, E)	Traffic Stream 1 controlling phase E never runs in the current stage sequence.
Info	Arm Data	Arm xC	No traffic node specified for arm(s): xC
Info	Traffic Stream Signals	Arm TC5 - Traffic Stream 4 - Signals (TC777-1, C)	Traffic Stream 4 controlling phase C never runs in stage sequence 1.
Info	Traffic Stream Signals	Arm TC42 - Traffic Stream 1 - Signals (TC777-1, E)	Traffic Stream 1 controlling phase E never runs in stage sequence 1.

Run Summary

Analysis set used	Run start time	Run finish time	Modelling start time (HH:mm)	Network Cycle Time (s)	Performance Index (£ per hr)	Total network delay (PCU-hr/hr)	Highest DOS (%)	Item with highest DOS	Number of oversaturated items	Percentage of oversaturated items (%)	Item with worst signalised PRC	Item with worst unsignalised PRC	Item with worst over PR
2	19/07/2021 23:34:00	19/07/2021 23:34:12	16:30	60	13009.55	854.30	198.16	50/1	19	12	TC5/4	50/1	TC5

Analysis Set Details

Name	Description	Demand set	Include in report	Locked
2033 Base + Committed + Cumulative PM - Mitigation		D2	✓	

Demand Set Details

Name	Description	Composite	Demand sets	Start time (HH:mm)	Locked
2033 Base + Committed + Cumulative PM - Mitigation				16:30	

Network Options

Network timings

Network cycle time (s)	Restrict to SCOOT cycle times	Time segment length (min)	Number of time segments	Modelled time period (min)
60		60	1	60

Signals options

Start displacement (s)	End displacement (s)
2	3

Advanced

Phase minimum broken penalty (£)	Phase maximum broken penalty (£)	Intergreen broken penalty (£)	Starting Red-with-Amber (s)
10000.00	10000.00	10000.00	2

Traffic options

Traffic model	Vehicle flow scaling factor (%)	Pedestrian flow scaling factor (%)	Cruise times or speeds
Platoon Dispersion (PDM)	100	100	Cruise Speeds

Advanced

Resolution	DOS Threshold (%)	Cruise scaling factor (%)	Use link stop weightings	Use link delay weightings	Exclude pedestrians from results calculation	Random delay mode	Type of Vehicle-in-Service	Type of random parameter	PCU Length (m)	Calculate results for Path Segments	Generate PDM Profile Data
1	90	100	✓	✓		Complex	Uniform (TRANSYT)	Uniform (TRANSYT)	5.75		✓

Normal Traffic parameters

Dispersion type	Dispersion coefficient	Travel time coefficient
Default	35	80

Normal Traffic Types

Name	PCU Factor
Normal	1.00

Bus parameters

Name	PCU Factor	Dispersion type	Acceleration (ms ^[-2])	Stationary time coefficient	Cruise time coefficient
Bus	1.00	Default	0.94	30	85

Tram parameters

Name	PCU Factor	Dispersion type	Acceleration (ms ^[-2])	Stationary time coefficient	Cruise time coefficient
Tram	1.00	Default	0.94	100	100

Pedestrian parameters

Dispersion type
Default

Optimisation options

Enable optimisation	Auto redistribute	Optimisation level	Enable OUT Profile accuracy
✓		Offsets And Green Splits	✓

Advanced

Optimisation type	Hill climb increments	OUTProfile accuracy	Use enhanced optimisation	Auto optimisation order	Optimisation order	Master controller	Offsets relative to master controller	Master controller offset after each run
Hill Climb (Fast)	15, 40, -1, 15, 40, 1, -1, 1	50, 50, 5, 5, 0.5, 0.5, 0.05, 0.05		✓	769-1, 769-2, 770-1, 770-3, 771-1, 771-2, TC777-1, TC777-2			Do nothing

Economics

Vehicle Monetary Value Of Delay (£ per PCU-hr)	Vehicle Monetary Value Of Stops (£ per 100 stops)	Pedestrian monetary value of delay (£ per Ped-hr)
14.20	2.60	14.20

Traffic Nodes

Traffic Nodes

Traffic node	Name	Description
(ALL)	(untitled)	

Arm	Traffic Stream	Name	Description	Auto length	Length (m)	Has Saturation Flow	Saturation flow source	Saturation flow (PCU/hr)	Auto-calculate cell saturation flow	Cell saturation flow (PCU/hr)	Is signal controlled	Is give way	Traffic type	Allow Nearside Turn On Red
A	1	(untitled)	M62E	✓	74.52	✓	Directly entered	2050		2050	✓		Normal	
	2	(untitled)	Wake	✓	76.88	✓	Directly entered	2050		2050	✓		Normal	
	3	(untitled)	Dews	✓	78.61	✓	Directly entered	2050		2050	✓		Normal	
	4	(untitled)	Brad/M62W	✓	80.35	✓	Directly entered	2050		2050	✓		Normal	
Ac	1	(untitled)	M62E	✓	95.80	✓	Directly entered	2263		2263	✓		Normal	
	2	(untitled)	Wake	✓	92.34	✓	Directly entered	2263		2263	✓		Normal	
	3	(untitled)	Dews/Brad	✓	87.95	✓	Directly entered	2263		2263	✓		Normal	
Acf	1	(untitled)		✓	69.59	✓	Directly entered	2263		2263			Normal	
	2	(untitled)		✓	70.42	✓	Directly entered	2263		2263			Normal	
Af	1	(untitled)	M62E/Wake	✓	53.54	✓	Directly entered	2050		2050			Normal	
	2	(untitled)	Dews	✓	52.96	✓	Directly entered	2050		2050			Normal	
	3	(untitled)	Brad/M62W	✓	52.75	✓	Directly entered	2050		2050			Normal	
B	1	(untitled)	Wake/Dews	✓	94.67	✓	Directly entered	2050		2050	✓		Normal	
	2	(untitled)	Brad	✓	97.18	✓	Directly entered	2150		2150	✓		Normal	
	3	(untitled)	Leeds	✓	99.69	✓	Directly entered	2100		2100	✓		Normal	
	4	(untitled)		✓	102.42	✓	Directly entered	2050		2050	✓		Normal	
Bc	1	(untitled)	Wake	✓	133.56	✓	Directly entered	2050		2050	✓		Normal	
	2	(untitled)	Dews	✓	132.12	✓	Directly entered	2050		2263	✓		Normal	
	3	(untitled)	Brad/M62W	✓	130.69	✓	Directly entered	2050		2050	✓		Normal	
Bcf	1	(untitled)		✓	62.67	✓	Directly entered	2263		2263			Normal	
	2	(untitled)		✓	63.14	✓	Directly entered	2263		2050			Normal	
	3	(untitled)		✓	62.35	✓	Directly entered	2263		2050			Normal	
	4	(untitled)		✓	62.25	✓	Directly entered	2263		2050			Normal	
Bf	1	(untitled)		✓	227.81	✓	Sum of lanes	1800		1600			Normal	
	2	(untitled)		✓	228.44	✓	Sum of lanes	1800		1700			Normal	
C	1	(untitled)	Dews/Brad	✓	121.13	✓	Directly entered	2100		2050	✓		Normal	
	2	(untitled)	M62W/Brad/Leeds	✓	122.36	✓	Directly entered	2200		2100	✓		Normal	
	3	(untitled)	Leeds/M62E	✓	124.35	✓	Directly entered	2050		1900	✓		Normal	
Cf	1	(untitled)		✓	144.60	✓	Sum of lanes	1965		1965			Normal	
	2	(untitled)		✓	145.86	✓	Sum of lanes	1965		1965			Normal	
	1	(untitled)	Brad/M62		55.00	✓	Directly entered	2050		2050	✓		Normal	

D	2	(untitled)	Leeds		55.00	✓	Directly entered	1850		2075	✓		Normal
	3	(untitled)	Leeds/M62/Wake	✓	52.87	✓	Directly entered	2250		2250	✓		Normal
	4	(untitled)	Leeds/M62/Wake	✓	55.42	✓	Directly entered	2250		2250	✓		Normal
Dc	1	(untitled)	Brad	✓	50.27	✓	Directly entered	2100		2100	✓		Normal
	2	(untitled)	Brad/M62W	✓	48.34	✓	Directly entered	2100		2100	✓		Normal
	3	(untitled)	Leeds	✓	46.42	✓	Directly entered	2100		2100	✓		Normal
	4	(untitled)	Leeds/M62E	✓	44.49	✓	Directly entered	2100		2100	✓		Normal
Dcf	1	(untitled)		✓	65.95	✓	Directly entered	2050		2050			Normal
	2	(untitled)		✓	65.92	✓	Directly entered	2100		2100			Normal
	3	(untitled)		✓	66.55	✓	Directly entered	2100		2100			Normal
	4	(untitled)		✓	66.73	✓	Directly entered	2100		2100			Normal
	5	(untitled)		✓	66.90	✓	Directly entered	2100		2100			Normal
	6	(untitled)		✓	67.13	✓	Directly entered	2100		2100			Normal
Df	1	(untitled)			200.00	✓	Sum of lanes	1900					Normal
	2	(untitled)			200.00	✓	Directly entered	2250					Normal
Dxp	1	(untitled)		✓	46.62	✓	Directly entered	2050			✓		Normal
	2	(untitled)		✓	48.64	✓	Directly entered	2050			✓		Normal
Ec	1	(untitled)	M62W	✓	50.09	✓	Directly entered	2150		2150	✓		Normal
	2	(untitled)	Leeds	✓	48.43	✓	Directly entered	2263		2263	✓		Normal
	3	(untitled)	Leeds	✓	46.77	✓	Directly entered	2263		2263	✓		Normal
	4	(untitled)	M62E	✓	45.11	✓	Directly entered	2250		2250	✓		Normal
Ecf	1	(untitled)		✓	45.94	✓	Directly entered	2100		2100			Normal
	2	(untitled)		✓	46.37	✓	Directly entered	2100		2100			Normal
	3	(untitled)		✓	46.93	✓	Directly entered	2263		2263			Normal
	4	(untitled)		✓	47.50	✓	Directly entered	2300		2300			Normal
	5	(untitled)		✓	48.55	✓	Directly entered	2300		2300			Normal
Ef	1	(untitled)		✓	127.54	✓	Directly entered	1900					Normal
	2	(untitled)		✓	127.54	✓	Sum of lanes	1900					Normal
Exp	1	(untitled)		✓	51.83	✓	Directly entered	2050		2100	✓		Normal
	2	(untitled)		✓	53.71	✓	Directly entered	2050		2100	✓		Normal
F	1	(untitled)	Leeds	✓	85.13	✓	Directly entered	2100		2100	✓		Normal
	2	(untitled)	Wake	✓	85.72	✓	Directly entered	2100		2100	✓		Normal
	3	(untitled)	Dews/Brad	✓	87.25	✓	Directly entered	2100		2100	✓		Normal
	1	(untitled)	Leeds	✓	183.21	✓	Directly entered	2263		2263	✓		Normal

Fc	2	(untitled)	Leeds	✓	181.45	✓	Directly entered	2263		2263	✓		Normal
	3	(untitled)	M62E/Dews	✓	180.28	✓	Directly entered	2263		2263	✓		Normal
Ff	1	(untitled)		✓	275.73	✓	Sum of lanes	1900		1900			Normal
	2	(untitled)		✓	275.39	✓	Sum of lanes	1900		1900			Normal
G	1	(untitled)		✓	156.15	✓	Directly entered	2050		2050	✓		Normal
	2	(untitled)		✓	152.60	✓	Directly entered	2050		2050	✓		Normal
Gf	1	(untitled)		✓	38.89	✓	Directly entered	2050		2050			Normal
	2	(untitled)		✓	38.45	✓	Directly entered	2050		2050			Normal
xA	1	(untitled)		✓	229.66	✓	Directly entered	2263		2263			Normal
	2	(untitled)		✓	230.01	✓	Directly entered	2263		2263			Normal
xB	1	(untitled)		✓	77.15								Normal
xC	1	(untitled)		✓	115.60	✓	Sum of lanes	1900		1900			Normal
	2	(untitled)		✓	115.98	✓	Sum of lanes	1900		1900			Normal
xD	1	(untitled)		✓	121.71								Normal
	2	(untitled)		✓	122.74								Normal
xE	1	(untitled)		✓	173.89								Normal
	2	(untitled)		✓	173.83								Normal
xF	1	(untitled)		✓	162.53								Normal
Cc1	1	(untitled)	Wake	✓	95.76	✓	Directly entered	2050		2050	✓		Normal
E1	1	(untitled)	M62W/Leeds		80.00	✓	Directly entered	2050		1900	✓		Normal
	2	(untitled)	Leeds/M62E		80.00	✓	Directly entered	2200		2100	✓		Normal
Gf1	1	(untitled)		✓	47.81							✓	Normal
Cc2	2	(untitled)	Dews	✓	90.51	✓	Directly entered	2150		2100	✓		Normal
	3	(untitled)	Brad/M62W	✓	89.30	✓	Directly entered	2050		2050	✓		Normal
	4	(untitled)	Dews/Brad	✓	90.64	✓	Directly entered	2150		2100	✓		Normal
	5	(untitled)	Leeds	✓	88.32	✓	Directly entered	2050		2050	✓		Normal
	6	(untitled)	Leeds	✓	87.88	✓	Directly entered	2050		2050	✓		Normal
E2	3	(untitled)	Wake	✓	53.28	✓	Directly entered	2150		2050	✓		Normal
	4	(untitled)	Wake	✓	54.33	✓	Directly entered	2050		2050	✓		Normal
TC5	2	(untitled)		✓	23.03	✓	Sum of lanes	2263		2263	✓		Normal
	3	(untitled)		✓	23.02	✓	Directly entered	2263		2263	✓		Normal
	4	(untitled)		✓	24.43	✓	Sum of lanes	1800		2263	✓		Normal
TC9	1	(untitled)		✓	91.71	✓	Directly entered	1925		1925	✓		Normal
	2	(untitled)		✓	92.11	✓	Sum of lanes	1966		1966	✓		Normal
	3	(untitled)		✓	92.69	✓	Sum of lanes	1947		1947	✓		Normal
TC35	1	(untitled)		✓	24.16	✓	Directly entered	1900		2263	✓		Normal
TC36	1	(untitled)		✓	25.22	✓	Sum of lanes	1800					Normal

TC37	1	(untitled)		✓	44.32	✓	Directly entered	1850		1850	✓		Normal
TC38	1	(untitled)		✓	21.32	✓	Directly entered	1850		1850		✓	Normal
TC39	2	(untitled)		✓	35.24	✓	Directly entered	2263		2263			Normal
	3	(untitled)		✓	33.28	✓	Directly entered	2263		2263			Normal
TC40	2	(untitled)		✓	58.74								Normal
	3	(untitled)		✓	55.82								Normal
TC41	1	(untitled)		✓	54.63	✓	Directly entered	1850		1850	✓		Normal
	2	(untitled)		✓	55.07	✓	Directly entered	1850		1850	✓		Normal
TC42	1	(untitled)		✓	23.35	✓	Sum of lanes	1771			✓		Normal
TC43	1	(untitled)		✓	52.01	✓	Sum of lanes	1800					Normal
47	1	(untitled)		✓	133.63	✓	Directly entered	1300		1300			Normal
48	1	(untitled)		✓	55.12	✓	Sum of lanes	1965					Normal
49	1	(untitled)		✓	26.24	✓	Directly entered	1900					Normal
	2	(untitled)		✓	26.24	✓	Directly entered	1900					Normal
50	1	(untitled)		✓	48.15	✓	Sum of lanes	1900					Normal
51	1	(untitled)		✓	37.47	✓	Sum of lanes	1900					Normal

Lanes

Arm	Traffic Stream	Lane	Name	Description	Use RR67	Surface condition	Site quality factor	Gradient (%)	Width (m)	Use connector turning radius	Proportion that turn (%)	Turning radius (m)	Nearside lane	Saturation flow (PCU/hr)
A	1	1	(untitled)											
	2	2	(untitled)											
	3	3	(untitled)											
	4	4	(untitled)											
Ac	1	1	(untitled)											
	2	2	(untitled)											
	3	3	(untitled)											
Acf	1	1	(untitled)											
	2	2	(untitled)											
Af	1	1	(untitled)											
	2	2	(untitled)											
	3	3	(untitled)											
B	1	1	(untitled)											
	2	2	(untitled)											
	3	3	(untitled)											
	4	4	(untitled)											
Bc	1	1	(untitled)											
	2	1	(untitled)											
	3	1	(untitled)											
Bcf	1	1	(untitled)											
	2	1	(untitled)											
	3	1	(untitled)											
	4	1	(untitled)											
Bf	1	1	(untitled)											1800
	2	1	(untitled)											1800
C	1	1	(untitled)											
	2	2	(untitled)											

E1	1	1	(untitled)											
	2	2	(untitled)											
Gf1	1	1	(untitled)											
	2	2	(untitled)											
Cc2	3	3	(untitled)											
	4	4	(untitled)											
	5	5	(untitled)											
	6	5	(untitled)											
E2	3	3	(untitled)											
	4	4	(untitled)											
TC5	2	1	(untitled)		✓	N/A	Clearly Good	0	3.50	✓	0	99999.00		2263
	3	1	(untitled)											
	4	1	(untitled)											1800
TC9	1	1	(untitled)											
	2	1	(untitled)		✓	N/A	Average	0	3.70	✓	0	99999.00		1966
	3	1	(untitled)		✓	N/A	Average	0	3.50	✓	0	99999.00		1947
TC35	1	1	(untitled)											
TC36	1	1	(untitled)											1800
TC37	1	1	(untitled)											
TC38	1	1	(untitled)											
TC39	2	1	(untitled)											
	3	1	(untitled)											
TC40	2	1	(untitled)											
	3	1	(untitled)											
TC41	1	1	(untitled)											
	2	1	(untitled)											
TC42	1	1	(untitled)		✓	N/A	Average	0	3.00	✓	0	9.44	✓	1771
TC43	1	1	(untitled)											1800
47	1	1	(untitled)											
48	1	1	(untitled)											1965
49	1	2	(untitled)											
	2	1	(untitled)											
50	1	1	(untitled)											1900
51	1	1	(untitled)											1900

Modelling

Arm	Traffic Stream	Traffic model	Stop weighting multiplier (%)	Delay weighting multiplier (%)	Assignment Cost Weighting (%)	Exclude from results calculation	Max queue storage (PCU)	Has queue limit	Queue limit (PCU)	Excess queue penalty (£)	Has degree of saturation limit	Degree of saturation limit (%)	Excess degree of saturation penalty (£)	Low degree of saturation penalty (£)
A	1	CTM	100	100	100		0.00							
	2	CTM	100	100	100		0.00							
	3	CTM	100	100	100		0.00							
	4	CTM	100	100	100		0.00							
Ac	1	CTM	100	100	100		0.00							
	2	CTM	100	100	100		0.00							
	3	CTM	100	100	100		0.00							
Acf	1	CTM	100	100	100		0.00							
	2	CTM	100	100	100		0.00							
Af	1	CTM	100	100	100		0.00							
	2	CTM	100	100	100		0.00							
	3	CTM	100	100	100		0.00							
B	1	CTM	100	100	100		0.00							
	2	CTM	100	100	100		0.00							
	3	CTM	100	100	100		0.00							
	4	CTM	100	100	100		0.00							
Bc	1	CTM	100	100	100		0.00							
	2	CTM	100	100	100		0.00							

	3	CTM	100	100	100	0.00								
Bcf	1	CTM	100	100	100	0.00								
	2	CTM	100	100	100	0.00								
	3	CTM	100	100	100	0.00								
	4	CTM	100	100	100	0.00								
Bf	1	CTM	100	100	100	0.00								
	2	CTM	100	100	100	0.00								
C	1	CTM	100	100	100	0.00								
	2	CTM	100	100	100	0.00								
	3	CTM	100	100	100	0.00								
Cf	1	CTM	100	100	100	0.00								
	2	CTM	100	100	100	0.00								
D	1	CTM	100	100	100	0.00								
	2	CTM	100	100	100	0.00								
	3	CTM	100	100	100	0.00								
	4	CTM	100	100	100	0.00								
Dc	1	CTM	100	100	100	0.00								
	2	CTM	100	100	100	0.00								
	3	CTM	100	100	100	0.00								
	4	CTM	100	100	100	0.00								
Dcf	1	CTM	100	100	100	0.00								
	2	CTM	100	100	100	0.00								
	3	CTM	100	100	100	0.00								
	4	CTM	100	100	100	0.00								
	5	CTM	100	100	100	0.00								
	6	CTM	100	100	100	0.00								
Df	1	NetworkDefault	100	100	100	0.00								
	2	NetworkDefault	100	100	100	0.00								
Dxp	1	NetworkDefault	100	100	100	0.00								
	2	NetworkDefault	100	100	100	0.00								
Ec	1	CTM	100	100	100	0.00								
	2	CTM	100	100	100	0.00								
	3	CTM	100	100	100	0.00								
	4	CTM	100	100	100	0.00								
Ecf	1	CTM	100	100	100	0.00								
	2	CTM	100	100	100	0.00								
	3	CTM	100	100	100	0.00								
	4	CTM	100	100	100	0.00								
	5	CTM	100	100	100	0.00								
Ef	1	NetworkDefault	100	100	100	0.00								
	2	NetworkDefault	100	100	100	0.00								
Exp	1	CTM	100	100	100	0.00								
	2	CTM	100	100	100	0.00								
F	1	CTM	100	100	100	0.00								
	2	CTM	100	100	100	0.00								
	3	CTM	100	100	100	0.00								
Fc	1	CTM	100	100	100	0.00								
	2	CTM	100	100	100	0.00								
	3	CTM	100	100	100	0.00								
Ff	1	CTM	100	100	100	0.00								
	2	CTM	100	100	100	0.00	✓	0.00	0.00	✓	2	0.00	0.00	
G	1	CTM	100	100	100	0.00								
	2	CTM	100	100	100	0.00								
Gf	1	CTM	100	100	100	0.00								
	2	CTM	100	100	100	0.00								
xA	1	CTM	100	100	100	0.00								
	2	CTM	100	100	100	0.00								
xB	1	NetworkDefault	100	100	100	0.00								

xC	1	CTM	100	100	100	0.00							
	2	CTM	100	100	100	0.00							
xD	1	NetworkDefault	100	100	100	0.00							
	2	NetworkDefault	100	100	100	0.00							
xE	1	NetworkDefault	100	100	100	0.00							
	2	NetworkDefault	100	100	100	0.00							
xF	1	NetworkDefault	100	100	100	0.00							
Cc1	1	CTM	100	100	100	0.00							
E1	1	CTM	100	100	100	0.00							
	2	CTM	100	100	100	0.00							
Gf1	1	NetworkDefault	100	100	100	0.00							
Cc2	2	CTM	100	100	100	0.00							
	3	CTM	100	100	100	0.00							
	4	CTM	100	100	100	0.00							
	5	CTM	100	100	100	0.00							
	6	CTM	100	100	100	0.00							
E2	3	CTM	100	100	100	0.00							
	4	CTM	100	100	100	0.00							
TC5	2	CTM	100	100	100	0.00							
	3	CTM	100	100	100	0.00							
	4	CTM	100	100	100	0.00							
TC9	1	CTM	100	100	100	0.00							
	2	CTM	100	100	100	0.00							
	3	CTM	100	100	100	0.00							
TC35	1	CTM	100	100	100	0.00							
TC36	1	NetworkDefault	100	100	100	0.00							
TC37	1	CTM	100	100	100	0.00							
TC38	1	CTM	100	100	100	0.00							
TC39	2	CTM	100	100	100	0.00							
	3	CTM	100	100	100	0.00							
TC40	2	PDM	100	100	100	0.00							
	3	PDM	100	100	100	0.00							
TC41	1	CTM	100	100	100	0.00							
	2	CTM	100	100	100	0.00							
TC42	1	NetworkDefault	100	100	100	0.00							
TC43	1	NetworkDefault	100	100	100	0.00							
47	1	CTM	100	100	100	0.00							
48	1	NetworkDefault	100	100	100	0.00							
49	1	NetworkDefault	100	100	100	0.00							
	2	NetworkDefault	100	100	100	0.00							
50	1	NetworkDefault	100	100	100	0.00							
51	1	NetworkDefault	100	100	100	0.00							

Modelling - Advanced

Arm	Traffic Stream	Initial queue (PCU)	Type of Vehicle-in-Service	Vehicle-in-Service	Type of random parameter	Random parameter	Auto cycle time	Cycle time
(ALL)	(ALL)	0.00	NetworkDefault	Not-Included	NetworkDefault	0.50	✓	60

Normal traffic - Modelling

Arm	Traffic Stream	Stop weighting (%)	Delay weighting (%)
(ALL)	(ALL)	100	100

Normal traffic - Advanced

Arm	Traffic Stream	Dispersion type for Normal Traffic
(ALL)	(ALL)	NetworkDefault

Flows

Arm	Traffic Stream	Total Flow (PCU/hr)	Normal Flow (PCU/hr)
-----	----------------	---------------------	----------------------

A	1	955	955
	2	407	407
	3	661	661
	4	962	962
Ac	1	885	885
	2	291	291
	3	556	556
Acf	1	1176	1176
	2	556	556
Af	1	1362	1362
	2	661	661
	3	962	962
B	1	113	113
	2	391	391
	3	489	489
	4	427	427
Bc	1	785	785
	2	945	945
	3	1146	1146
Bcf	1	1840	1840
	2	785	785
	3	945	945
	4	1146	1146
Bf	1	504	504
	2	916	916
C	1	450	450
	2	344	344
	3	288	288
Cf	1	450	450
	2	632	632
D	1	413	413
	2	194	194
	3	333	333
	4	428	428
Dc	1	566	566
	2	1171	1171
	3	250	250
	4	565	565
Dcf	1	1154	1154
	2	885	885
	3	566	566
	4	1171	1171
	5	250	250
	6	565	565
Df	1	607	607
	2	761	761
Dxp	1	1154	1154
	2	885	885
Ec	1	733	733
	2	444	444
	3	877	877
	4	402	402
Ecf	1	666	666
	2	1484	1484
	3	444	444
	4	877	877
	5	449	449

Ef	1	859	859
	2	627	627
Exp	1	666	666
	2	751	751
F	1	233	233
	2	296	296
	3	462	462
Fc	1	610	610
	2	909	909
	3	949	949
Ff	1	529	529
	2	462	462
G	1	359	359
	2	316	316
Gf	1	335	335
	2	292	292
xA	1	778	778
	2	949	949
xB	1	1840	1840
xC	1	753	753
	2	709	709
xD	1	1154	1154
	2	885	885
xE	1	666	666
	2	751	751
xF	1	847	847
Cc1	1	788	788
E1	1	312	312
	2	547	547
Gf1	1	47	47
	2	1055	1055
	3	827	827
	4	1100	1100
	5	99	99
	6	427	427
E2	3	335	335
	4	292	292
TC5	2	585	585
	3	949	949
	4	0	0
TC9	1	1160	1160
	2	621	621
	3	746	746
TC35	1	193	193
TC36	1	567	567
TC37	1	110	110
TC38	1	110	110
TC39	2	585	585
	3	949	949
TC40	2	695	695
	3	949	949
TC41	1	202	202
	2	255	255
TC42	1	0	0
TC43	1	0	0
47	1	1462	1462
48	1	1082	1082

49	1	1160	1160
	2	1367	1367
50	1	1420	1420
51	1	991	991

Signals

Arm	Traffic Stream	Controller stream	Phase	Second phase enabled
A	1	771-2	E	
	2	771-2	E	
	3	771-2	E	
	4	771-2	E	
Ac	1	771-2	D	
	2	771-2	D	
	3	771-2	D	
B	1	769-1	B	
	2	769-1	B	
	3	769-1	B	
	4	769-1	B	
Bc	1	769-1	A	
	2	769-1	A	
	3	769-1	A	
C	1	769-2	G	
	2	769-2	G	
	3	769-2	G	
D	1	770-1	B	
	2	770-1	B	
	3	770-1	B	
	4	770-1	B	
Dc	1	770-1	A	
	2	770-1	A	
	3	770-1	A	
	4	770-1	A	
Dxp	1	770-2	D	
	2	770-2	D	
Ec	1	770-3	F	
	2	770-3	F	
	3	770-3	F	
	4	770-3	F	
Exp	1	770-4	L	
	2	770-4	L	
F	1	771-1	B	
	2	771-1	B	
	3	771-1	B	
Fc	1	771-1	A	
	2	771-1	A	
	3	771-1	A	
G	1	769-2	F	
	2	769-2	F	
Cc1	1	769-2	E	
E1	1	770-3	G	
	2	770-3	G	
Cc2	2	769-2	D	
	3	769-2	D	
	4	769-2	D	
	5	769-2	D	
	6	769-2	D	
E2	3	770-3	H	
	4	770-3	H	

TC5	2	TC777-1	A	
	3	TC777-1	A	
	4	TC777-1	C	
TC9	1	TC777-1	B	
	2	TC777-1	B	
	3	TC777-1	B	
TC35	1	TC777-1	A	
TC37	1	TC777-2	J	
TC41	1	TC777-1	D	
	2	TC777-1	D	
TC42	1	TC777-1	E	

Entry Sources

Arm	Traffic Stream	Cruise time for Normal Traffic (s)	Cruise speed for Normal Traffic (kph)
Df	1	24.00	30.00
	2	24.00	30.00
Ef	1	15.31	30.00
	2	15.31	30.00
TC36	1	3.03	30.00
TC42	1	2.80	30.00
48	1	6.61	30.00
49	1	3.15	30.00
	2	3.15	30.00
50	1	5.78	30.00
51	1	4.50	30.00

Sources

Arm	Traffic Stream	Source	Source traffic stream	Destination traffic stream	Cruise time for Normal Traffic (s)	Cruise speed for Normal Traffic (kph)	Auto turning radius	Traffic turn style	Turning radius (m)
A	1	1	Af/1	A/1	5.59	48.00	✓	Straight	Straight Movement
	2	1	Af/1	A/2	5.77	48.00	✓	Straight	Straight Movement
	3	1	Af/2	A/3	5.90	48.00	✓	Straight	Straight Movement
	4	1	Af/3	A/4	6.03	48.00	✓	Straight	Straight Movement
Ac	1	1	Acf/1	Ac/1	7.19	48.00	✓	Offside	48.59
	2	1	Acf/1	Ac/2	9.50	35.00	✓	Offside	46.08
	3	1	Acf/2	Ac/3	6.60	48.00	✓	Offside	42.76
Acf	1	1	F/2	Acf/1	5.22	48.00	✓	Straight	Straight Movement
	2	1	F/3	Acf/2	7.24	35.00	✓	Straight	Straight Movement
Af	1	1	TC42/1	Af/1	6.42	30.00	✓	Nearside	10.60
	2	1	TC42/1	Af/2	6.36	30.00	✓	Nearside	10.60
	3	1	TC42/1	Af/3	6.33	30.00	✓	Nearside	10.60
B	1	1	Bf/1	B/1	7.10	48.00	✓	Straight	Straight Movement
	2	1	Bf/1	B/2	7.29	48.00	✓	Straight	Straight Movement
	3	1	Bf/2	B/3	7.48	48.00	✓	Straight	Straight Movement
	4	1	Bf/2	B/4	12.29	30.00	✓	Straight	Straight Movement
Bc	1	1	Bcf/2	Bc/1	10.02	48.00	✓	Offside	53.47
	2	1	Bcf/3	Bc/2	9.91	48.00	✓	Offside	50.16
	3	1	Bcf/4	Bc/3	9.80	48.00	✓	Offside	46.85
Bcf	1	1	A/1	Bcf/1	4.70	48.00	✓	Nearside	68.65
	2	1	A/2	Bcf/2	6.69	34.00	✓	Nearside	71.96
	3	1	A/3	Bcf/3	6.60	34.00	✓	Nearside	75.27

	4	1	A/4	Bcf/4	6.59	34.00	✓	Nearside	78.59
Bf	1	1	50/1	Bf/1	27.34	30.00	✓	Straight	Straight Movement
	2	1	50/1	Bf/2	27.41	30.00	✓	Straight	Straight Movement
C	1	1	Cf/1	C/1	14.54	30.00	✓	Offside	59.30
	2	1	Cf/2	C/2	14.68	30.00	✓	Offside	55.98
	3	1	Cf/2	C/3	14.92	30.00	✓	Offside	53.27
Cf	1	1	48/1	Cf/1	17.35	30.00	✓	Straight	Straight Movement
	2	1	48/1	Cf/2	17.50	30.00	✓	Straight	Straight Movement
D	1	1	Df/1	D/1	4.13	48.00	✓	Straight	Straight Movement
	2	1	Df/1	D/2	4.13	48.00	✓	Straight	Straight Movement
	3	1	Df/2	D/3	3.97	48.00	✓	Straight	Straight Movement
	4	1	Df/2	D/4	4.16	48.00	✓	Straight	Straight Movement
Dc	1	1	Dcf/3	Dc/1	3.77	48.00	✓	Offside	52.98
	2	1	Dcf/4	Dc/2	3.63	48.00	✓	Offside	49.67
	3	1	Dcf/5	Dc/3	3.48	48.00	✓	Offside	46.35
	4	1	Dcf/6	Dc/4	3.34	48.00	✓	Offside	43.04
Dcf	1	1	Cc2/2	Dcf/1	4.95	48.00	✓	Straight	Straight Movement
	2	1	Cc2/4	Dcf/2	4.94	48.00	✓	Straight	Straight Movement
	3	1	C/1	Dcf/3	4.99	48.00	✓	Nearside	55.54
	4	1	C/2	Dcf/4	5.01	48.00	✓	Nearside	58.86
	5	1	Cc2/5	Dcf/5	5.02	48.00	✓	Straight	Straight Movement
	6	1	Cc2/6	Dcf/6	5.04	48.00	✓	Offside	96.74
Dxp	1	1	Dcf/1	Dxp/1	3.50	48.00	✓	Nearside	80.62
	2	1	Dcf/2	Dxp/2	3.65	48.00	✓	Nearside	83.93
Ec	1	1	Ecf/2	Ec/1	3.76	48.00	✓	Offside	76.42
	2	1	Ecf/3	Ec/2	3.63	48.00	✓	Offside	73.10
	3	1	Ecf/4	Ec/3	3.51	48.00	✓	Offside	69.79
	4	1	Ecf/5	Ec/4	3.38	48.00	✓	Offside	66.48
Ecf	1	1	Dc/1	Ecf/1	3.45	48.00	✓	Offside	76.11
	2	1	Dc/2	Ecf/2	3.48	48.00	✓	Offside	72.80
	3	1	Dc/3	Ecf/3	3.52	48.00	✓	Offside	69.49
	4	1	Dc/4	Ecf/4	3.56	48.00	✓	Offside	66.17
	5	1	Dc/4	Ecf/5	3.64	48.00	✓	Offside	62.86
Exp	1	1	Ecf/1	Exp/1	3.89	48.00	✓	Nearside	52.96
	2	1	Ecf/2	Exp/2	4.03	48.00	✓	Nearside	56.27
F	1	1	Ff/1	F/1	6.38	48.00	✓	Straight	Straight Movement
	2	1	Ff/1	F/2	6.43	48.00	✓	Straight	Straight Movement
	3	1	Ff/2	F/3	6.54	48.00	✓	Straight	Straight Movement
Fc	1	1	Ec/2	Fc/1	18.84	35.00	✓	Straight	Straight Movement
	2	1	Ec/3	Fc/2	18.66	35.00	✓	Straight	Straight Movement
	3	1	Ec/4	Fc/3	18.54	35.00	✓	Straight	Straight Movement
Ff	1	1	51/1	Ff/1	33.09	30.00	✓	Straight	Straight Movement
	2	1	51/1	Ff/2	33.05	30.00	✓	Straight	Straight Movement
G	1	1	Gf/1	G/1	16.06	35.00	✓	Offside	96.83
	2	1	Gf/2	G/2	11.45	48.00	✓	Offside	93.51

Gf	1	1	E2/3	Gf/1	2.92	48.00	✓	Straight	Straight Movement
	2	1	E2/4	Gf/2	2.88	48.00	✓	Straight	Straight Movement
xA	1	1	F/1	xA/1	17.22	48.00	✓	Straight	Straight Movement
	2	1	Fc/2	xA/2	17.25	48.00	✓	Straight	Straight Movement
xB	1	1	Bcf/1	xB/1	5.79	48.00	✓	Nearside	59.55
xC	1	1	G/1	xC/1	8.67	48.00	✓	Straight	Straight Movement
	2	1	G/2	xC/2	8.70	48.00	✓	Straight	Straight Movement
xD	1	1	Dxp/1	xD/1	9.13	48.00	✓	Nearside	30.26
	2	1	Dxp/2	xD/2	9.21	48.00	✓	Nearside	33.58
xE	1	1	Exp/1	xE/1	13.04	48.00	✓	Straight	Straight Movement
	2	1	Exp/2	xE/2	13.04	48.00	✓	Straight	Straight Movement
xF	1	1	Ec/1	xF/1	12.19	48.00	✓	Straight	Straight Movement
Cc1	1	1	B/1	Cc1/1	8.62	40.00	✓	Straight	Straight Movement
E1	1	1	Ef/1	E1/1	6.00	48.00	✓	Nearside	26.33
	2	1	Ef/1	E1/2	6.00	48.00	✓	Nearside	28.96
Gf1	1	1	Ecf/5	Gf1/1	3.59	48.00	✓	Offside	21.77
Cc2	2	1	B/1	Cc2/2	8.15	40.00	✓	Straight	Straight Movement
	3	1	B/3	Cc2/3	8.04	40.00	✓	Straight	Straight Movement
	4	1	B/2	Cc2/4	8.16	40.00	✓	Straight	Straight Movement
	5	1	B/3	Cc2/5	7.95	40.00	✓	Straight	Straight Movement
	6	1	B/4	Cc2/6	7.91	40.00	✓	Straight	Straight Movement
E2	3	1	Ef/2	E2/3	4.00	48.00	✓	Nearside	43.25
	4	1	Ef/2	E2/4	4.07	48.00	✓	Nearside	43.25
TC5	2	1	xA/1	TC5/2	2.76	30.00	✓	Straight	Straight Movement
	3	1	xA/2	TC5/3	2.76	30.00	✓	Straight	Straight Movement
	4	1	xA/2	TC5/4	2.93	30.00	✓	Straight	Straight Movement
TC9	1	1	49/1	TC9/1	11.00	30.00	✓	Straight	Straight Movement
	2	1	49/2	TC9/2	11.05	30.00	✓	Straight	Straight Movement
	3	1	49/2	TC9/3	11.12	30.00	✓	Straight	Straight Movement
TC35	1	1	xA/1	TC35/1	2.90	30.00	✓	Straight	Straight Movement
TC37	1	1	TC36/1	TC37/1	3.19	50.00	✓	Nearside	46.04
TC38	1	1	TC37/1	TC38/1	1.53	50.00	✓	Straight	Straight Movement
TC39	2	1	TC5/2	TC39/2	2.54	50.00	✓	Straight	Straight Movement
	3	1	TC5/3	TC39/3	2.40	50.00	✓	Straight	Straight Movement
TC40	2	1	TC38/1	TC40/2	4.23	50.00	✓	Nearside	11.92
	3	1	TC39/3	TC40/3	4.02	50.00	✓	Offside	77.43
TC41	1	1	TC36/1	TC41/1	3.93	50.00	✓	Straight	Straight Movement
	2	1	TC36/1	TC41/2	3.97	50.00	✓	Straight	Straight Movement
TC43	1	1	TC9/1	TC43/1	3.74	50.00	✓	Nearside	6.11

47	1	1	xC/1	47/1	16.04	30.00	✓	Straight	Straight Movement
Acf	1	2	Fc/3	Acf/1	5.22	48.00	✓	Straight	Straight Movement
	2	2	Fc/3	Acf/2	7.24	35.00	✓	Straight	Straight Movement
Af	1	2	TC9/1	Af/1	6.42	30.00	✓	Straight	Straight Movement
	2	2	TC9/2	Af/2	6.36	30.00	✓	Straight	Straight Movement
	3	2	TC9/3	Af/3	6.33	30.00	✓	Straight	Straight Movement
Bcf	1	2	Ac/1	Bcf/1	3.96	57.00	✓	Offside	93.05
	2	2	Ac/2	Bcf/2	3.99	57.00	✓	Offside	89.74
	3	2	Ac/3	Bcf/3	3.94	57.00	✓	Offside	86.42
	4	2	Ac/3	Bcf/4	3.93	57.00	✓	Offside	86.42
Dcf	1	2	C/1	Dcf/1	4.95	48.00	✓	Nearside	55.54
	2	2	C/1	Dcf/2	4.94	48.00	✓	Nearside	55.54
	3	2	Cc2/4	Dcf/3	7.99	30.00	✓	Straight	Straight Movement
	4	2	Cc2/3	Dcf/4	8.01	30.00	✓	Straight	Straight Movement
	5	2	C/3	Dcf/5	5.02	48.00	✓	Nearside	62.17
	6	2	C/3	Dcf/6	5.04	48.00	✓	Nearside	62.17
Ecf	1	2	D/1	Ecf/1	3.45	48.00	✓	Nearside	43.36
	2	2	D/1	Ecf/2	3.48	48.00	✓	Nearside	43.36
	3	2	D/2	Ecf/3	3.52	48.00	✓	Nearside	46.68
	4	2	D/3	Ecf/4	3.56	48.00	✓	Nearside	49.99
	5	2	D/4	Ecf/5	3.64	48.00	✓	Nearside	53.30
Fc	1	2	E1/1	Fc/1	20.61	32.00	✓	Nearside	58.94
	2	2	E1/1	Fc/2	20.41	32.00	✓	Nearside	60.85
	3	2	E1/2	Fc/3	20.28	32.00	✓	Nearside	64.16
G	1	2	Gf1/1	G/1	16.06	35.00	✓	Offside	17.91
	2	2	Gf1/1	G/2	11.45	48.00	✓	Offside	15.13
xA	1	2	Fc/1	xA/1	17.22	48.00	✓	Straight	Straight Movement
	2	2	Fc/1	xA/2	17.25	48.00	✓	Straight	Straight Movement
xC	1	2	Cc1/1	xC/1	8.67	48.00	✓	Nearside	56.51
	2	2	Cc1/1	xC/2	8.70	48.00	✓	Nearside	57.28
xF	1	2	E1/1	xF/1	12.19	48.00	✓	Nearside	40.67
Cc2	1	2	Bc/1	Cc1/1	6.38	54.00	✓	Straight	Straight Movement
	2	2	Bc/1	Cc2/2	10.86	30.00	✓	Straight	Straight Movement
	3	2	Bc/3	Cc2/3	10.72	30.00	✓	Straight	Straight Movement
	4	2	Bc/3	Cc2/4	10.88	30.00	✓	Straight	Straight Movement
	5	2	Bc/3	Cc2/5	10.60	30.00	✓	Straight	Straight Movement
TC39	2	2	TC42/1	TC39/2	2.54	50.00	✓	Offside	9.44
	3	2	TC42/1	TC39/3	2.40	50.00	✓	Offside	9.44
TC40	2	2	TC39/2	TC40/2	4.23	50.00	✓	Offside	80.74
TC43	1	2	TC5/4	TC43/1	3.74	50.00	✓	Offside	21.45
47	1	2	xC/2	47/1	16.04	30.00	✓	Straight	Straight Movement
Acf	1	3	Fc/2	Acf/1	5.22	48.00	✓	Straight	Straight Movement
Af	1	3	TC41/1	Af/1	6.42	30.00	✓	Offside	6.19
	2	3	TC41/2	Af/2	6.36	30.00	✓	Offside	6.00
	3	3	TC41/2	Af/3	6.33	30.00	✓	Offside	6.00

Bcf	2	3	Ac/3	Bcf/2	3.99	57.00	✓	Offside	86.42
xA	2	3	F/2	xA/2	17.25	48.00	✓	Straight	Straight Movement
Cc2	2	3	Bc/2	Cc2/2	10.86	30.00	✓	Straight	Straight Movement

Give Way Data

Arm	Traffic Stream	Opposed traffic	Use Step-wise Opposed Turn Model	Visibility restricted
(ALL)	1	AllTraffic		

Give Way Data - All Movements - Conflicts

Traffic Stream	Description	Controlling type	Controlling traffic stream	Percentage opposing (%)	Slope coefficient	Upstream signals visible	Conflict shift	Conflict duration
1		TrafficStream	Gf/1	100	0.22		4	0
		TrafficStream	Gf/2	100	0.22		4	4
		TrafficStream	TC39/2	100	0.22		0	0
		TrafficStream	TC39/3	100	0.22		0	0

Pedestrian Crossings

Pedestrian Crossings

Crossing	Name	Description	Traffic node	Allow walk on red	Crossing type	Length (m)	Cruise time (seconds)	Cruise speed (kph)
1	(untitled)		3-2		Nearside	3.00	2.00	5.40
2	(untitled)		3		Nearside	3.00	2.00	5.40
3	(untitled)		4-2		Nearside	3.00	2.00	5.40
4	(untitled)		4		Nearside	3.00	2.00	5.40
5	(untitled)		4		Nearside	3.00	2.00	5.40
6	(untitled)		4		Nearside	3.00	2.00	5.40
7	(untitled)		5		Nearside	3.00	2.00	5.40
8	(untitled)		1		Nearside	3.00	2.00	5.40
9	(untitled)		2		Nearside	3.00	2.00	5.40
10	(untitled)		2		Nearside	3.00	2.00	5.40
11	(untitled)				Nearside	3.00	2.00	5.40
12	(untitled)		2		Nearside	3.00	2.00	5.40
13	(untitled)				Farside	3.00	2.00	5.40
14	(untitled)				Farside	3.00	2.00	5.40
15	(untitled)				Nearside	3.00	2.00	5.40
16	(untitled)				Nearside	3.00	2.00	5.40
17	(untitled)				Nearside	3.00	2.00	5.40

Pedestrian Crossings - Signals

Crossing	Controller stream	Phase	Second phase enabled
1	770-2	E	
2	770-1	C	
3	770-4	M	
4	770-3	J	
5	770-3	I	
6	770-3	K	
7	771-1	C	
8	769-1	C	
9	769-2	J	
10	769-2	K	
11	769-2	H	
12	769-2	I	
13	TC777-1	I	
14	TC777-1	F	
15	TC777-1	G	
16	TC777-1	H	
17	TC777-2	K	

Pedestrian Crossings - Sides

Crossing	Side	Saturation flow (Ped/hr)
(ALL)	(ALL)	11000

Pedestrian Crossings - Modelling

Crossing	Side	Delay weighting (%)	Assignment Cost Weighting (%)	Exclude from results calculation	Max queue storage (Ped)	Has queue limit	Has degree of saturation limit
(ALL)	(ALL)	100	100		0.00		

Local OD Matrix - Local Matrix: 1

Local Matrix Options

OD Matrix	Name	Use for point to point table	Auto calculate	Allocation mode	Allow paths past exit locations	Allow looped paths on arms	Allow looped paths on traffic nodes	Copy flows	Matrix to copy flows from	Limit paths by length	Path length limit multiplier	Limit paths by number	Path number limit
1	(untitled)	✓	✓	Lane Balancing			✓			✓	1.25		

Normal Input Flows (PCU/hr)

	To								
	A28	B28	C28	D28	E28	F28	G28	H28	
From	A28	3	53	411	13	446	60	434	0
	B28	19	0	103	178	513	13	256	0
	C28	381	47	0	313	100	21	506	0
	D28	5	378	358	0	17	60	173	0
	E28	477	627	93	114	1	10	164	0
	F28	162	40	79	88	88	0	110	0
	G28	793	317	995	141	252	29	0	0
	H28	0	0	0	0	0	0	0	0

Bus Input Flows not shown as they are blank.

Tram Input Flows not shown as they are blank.

Pedestrian Input Flows not shown as they are blank.

Locations

OD Matrix	Location	Name	Entries	Exits	Colour
1	A28	(untitled)	50/1	xB/1	#FF0000
	B28	(untitled)	48/1	47/1	#00FF40
	C28	(untitled)	Df/2, Df/1	xD/1, xD/2	#804000
	D28	(untitled)	51/1	xF/1	#FF00FF
	E28	(untitled)	Ef/2, Ef/1	xE/1, xE/2	#FF8000
	F28	(untitled)	TC36/1	TC35/1	#FFA500
	G28	(untitled)	49/2, 49/1	TC40/2, TC40/3	#0000FF
	H28	(untitled)	TC42/1	TC43/1	#008000

Normal Paths and Flows

OD Matrix	Path	Description	From location	To location	Path items	Allocation type	N Cal (P)
	32	l1	C28	E28	Df/1, D/1, Ecf/1, Exp/1, xE/1	Normal	
	36		C28	E28	Df/1, D/1, Ecf/2, Exp/2, xE/2	Disabled	
	41		E28	A28	Ef/1, E1/2, Fc/3, Acf/1, Ac/1, Bcf/1, xB/1	Normal	
	49	l1	C28	D28	Df/1, D/1, Ecf/2, Ec/1, xF/1	Normal	
	50		E28	D28	Ef/1, E1/1, xF/1	Normal	
	67		G28	B28	49/1, TC9/1, Af/1, A/2, Bcf/2, Bc/1, Cc1/1, xC/1, 47/1	Normal	
	68		E28	G28	Ef/1, E1/1, Fc/1, xA/1, TC5/2, TC39/2, TC40/2	Normal	
	69		D28	B28	51/1, Ff/1, F/2, Acf/1, Ac/2, Bcf/2, Bc/1, Cc1/1, xC/1, 47/1	Normal	
	70		D28	B28	51/1, Ff/1, F/2, Acf/1, Ac/2, Bcf/2, Bc/1, Cc1/1, xC/2, 47/1	Normal	
	71		D28	B28	51/1, Ff/2, F/3, Acf/2, Ac/3, Bcf/2, Bc/1, Cc1/1, xC/1, 47/1	Fixed	
	72		D28	B28	51/1, Ff/2, F/3, Acf/2, Ac/3, Bcf/2, Bc/1, Cc1/1, xC/2, 47/1	Fixed	
	73		H28	B28	TC42/1, Af/1, A/2, Bcf/2, Bc/1, Cc1/1, xC/1, 47/1	Normal	
	74		H28	B28	TC42/1, Af/1, A/2, Bcf/2, Bc/1, Cc1/1, xC/2, 47/1	Normal	
	75		F28	B28	TC36/1, TC41/1, Af/1, A/2, Bcf/2, Bc/1, Cc1/1, xC/1, 47/1	Normal	
	76		F28	B28	TC36/1, TC41/1, Af/1, A/2, Bcf/2, Bc/1, Cc1/1, xC/2, 47/1	Normal	
	89		G28	G28	49/2, TC9/3, Af/3, A/4, Bcf/4, Bc/3, Cc2/6, Dcf/6, Dc/4, Ecf/4, Ec/3, Fc/2, xA/2, TC5/3, TC39/3, TC40/3	Normal	
	90		H28	H28	TC42/1, Af/3, A/4, Bcf/4, Bc/3, Cc2/6, Dcf/6, Dc/4, Ecf/4, Ec/3, Fc/2, xA/2, TC5/4, TC43/1	Normal	
	91	l2	C28	F28	Df/1, D/2, Ecf/3, Ec/2, Fc/1, xA/1, TC35/1	Normal	
	92		E28	F28	Ef/1, E1/1, Fc/1, xA/1, TC35/1	Normal	
	94		G28	G28	49/2, TC9/3, Af/3, A/4, Bcf/4, Bc/3, Cc2/5, Dcf/5, Dc/3, Ecf/3, Ec/2, Fc/1, xA/1, TC5/2, TC39/2, TC40/2	Normal	
	95		G28	F28	49/2, TC9/3, Af/3, A/4, Bcf/4, Bc/3, Cc2/5, Dcf/5, Dc/3, Ecf/3, Ec/2, Fc/1, xA/1, TC35/1	Normal	
	96		G28	G28	49/2, TC9/3, Af/3, A/4, Bcf/4, Bc/3, Cc2/5, Dcf/5, Dc/3, Ecf/3, Ec/2, Fc/1, xA/2, TC5/3, TC39/3, TC40/3	Normal	
	100		E28	B28	Ef/2, E2/4, Gf/2, G/2, xC/2, 47/1	Fixed	
	102		A28	C28	50/1, Bf/1, B/1, Cc2/2, Dcf/1, Dxp/1, xD/1	Fixed	
	103		H28	H28	TC42/1, Af/3, A/4, Bcf/4, Bc/3, Cc2/5, Dcf/5, Dc/3, Ecf/3, Ec/2, Fc/1, xA/2, TC5/4, TC43/1	Normal	
	104	l2	C28	G28	Df/1, D/2, Ecf/3, Ec/2, Fc/1, xA/1, TC5/2, TC39/2, TC40/2	Fixed	
	106		F28	F28	TC36/1, TC41/2, Af/3, A/4, Bcf/4, Bc/3, Cc2/5, Dcf/5, Dc/3, Ecf/3, Ec/2, Fc/1, xA/1, TC35/1	Normal	
	107		A28	B28	50/1, Bf/1, B/1, Cc1/1, xC/2, 47/1	Normal	
	109	l3	C28	G28	Df/2, D/3, Ecf/4, Ec/3, Fc/2, xA/2, TC5/3, TC39/3, TC40/3	Normal	
	110		E28	G28	Ef/1, E1/1, Fc/2, xA/2, TC5/3, TC39/3, TC40/3	Fixed	
	112		F28	G28	TC36/1, TC37/1, TC38/1, TC40/2	Normal	
	113		F28	A28	TC36/1, TC41/1, Af/1, A/1, Bcf/1, xB/1	Normal	
	114		C28	H28	Df/1, D/2, Ecf/3, Ec/2, Fc/1, xA/2, TC5/4, TC43/1	Normal	
	115		B28	C28	48/1, Cf/1, C/1, Dcf/2, Dxp/2, xD/2	Fixed	
	116		H28	C28	TC42/1, Af/1, A/2, Bcf/2, Bc/1, Cc2/2, Dcf/1, Dxp/1, xD/1	Normal	
	117		F28	C28	TC36/1, TC41/1, Af/1, A/2, Bcf/2, Bc/1, Cc2/2, Dcf/1, Dxp/1, xD/1	Disabled	
	118		G28	C28	49/2, TC9/3, Af/3, A/4, Bcf/4, Bc/3, Cc2/4, Dcf/2, Dxp/2, xD/2	Fixed	
	119		G28	E28	49/2, TC9/3, Af/3, A/4, Bcf/4, Bc/3, Cc2/4, Dcf/3, Dc/1, Ecf/1, Exp/1, xE/1	Normal	
	120		C28	C28	Df/2, D/4, Ecf/5, Ec/4, Fc/3, Acf/2, Ac/3, Bcf/4, Bc/3, Cc2/4, Dcf/2, Dxp/2, xD/2	Normal	
	121		E28	C28	Ef/1, E1/2, Fc/3, Acf/2, Ac/3, Bcf/4, Bc/3, Cc2/4, Dcf/2, Dxp/2, xD/2	Normal	
	122		E28	E28	Ef/1, E1/2, Fc/3, Acf/2, Ac/3, Bcf/4, Bc/3, Cc2/4, Dcf/3, Dc/1, Ecf/1, Exp/1, xE/1	Normal	
	123		D28	C28	51/1, Ff/2, F/3, Acf/2, Ac/3, Bcf/4, Bc/3, Cc2/4, Dcf/2, Dxp/2, xD/2	Fixed	
	124		D28	E28	51/1, Ff/2, F/3, Acf/2, Ac/3, Bcf/4, Bc/3, Cc2/4, Dcf/3, Dc/1, Ecf/1, Exp/1, xE/1	Normal	

125		H28	A28	TC42/1, Af/1, A/1, Bcf/1, xB/1	Normal
126		H28	E28	TC42/1, Af/3, A/4, Bcf/4, Bc/3, Cc2/4, Dcf/3, Dc/1, Ecf/1, Exp/1, xE/1	Normal
127		F28	C28	TC36/1, TC41/2, Af/3, A/4, Bcf/4, Bc/3, Cc2/4, Dcf/2, Dxp/2, xD/2	Normal
128		F28	E28	TC36/1, TC41/2, Af/3, A/4, Bcf/4, Bc/3, Cc2/4, Dcf/3, Dc/1, Ecf/1, Exp/1, xE/1	Normal
137		H28	G28	TC42/1, TC39/2, TC40/2	Normal
138		H28	G28	TC42/1, TC39/3, TC40/3	Normal
140		B28	G28	48/1, Cf/2, C/3, Dcf/6, Dc/4, Ecf/4, Ec/3, Fc/2, xA/2, TC5/3, TC39/3, TC40/3	Normal
141		B28	H28	48/1, Cf/2, C/3, Dcf/6, Dc/4, Ecf/4, Ec/3, Fc/2, xA/2, TC5/4, TC43/1	Normal
142		C28	H28	Df/2, D/3, Ecf/4, Ec/3, Fc/2, xA/2, TC5/4, TC43/1	Normal
143		E28	H28	Ef/1, E1/1, Fc/2, xA/2, TC5/4, TC43/1	Normal
144		B28	B28	48/1, Cf/2, C/3, Dcf/6, Dc/4, Ecf/5, Gf1/1, G/1, xC/1, 47/1	Normal
145		B28	B28	48/1, Cf/2, C/3, Dcf/6, Dc/4, Ecf/5, Gf1/1, G/2, xC/2, 47/1	Normal
150		E28	B28	Ef/2, E2/3, Gf/1, G/1, xC/1, 47/1	Normal
154		E28	A28	Ef/1, E1/1, Fc/2, Acf/1, Ac/1, Bcf/1, xB/1	Fixed
162		B28	F28	48/1, Cf/2, C/3, Dcf/5, Dc/3, Ecf/3, Ec/2, Fc/1, xA/1, TC35/1	Normal
166		B28	C28	48/1, Cf/1, C/1, Dcf/1, Dxp/1, xD/1	Normal
168		G28	A28	49/1, TC9/1, Af/1, A/1, Bcf/1, xB/1	Normal
171		G28	H28	49/1, TC9/1, TC43/1	Normal
185		A28	B28	50/1, Bf/1, B/1, Cc1/1, xC/1, 47/1	Normal
186		A28	C28	50/1, Bf/1, B/2, Cc2/4, Dcf/2, Dxp/2, xD/2	Normal
195		D28	G28	51/1, Ff/1, F/1, xA/1, TC5/2, TC39/2, TC40/2	Normal
196		D28	F28	51/1, Ff/1, F/1, xA/1, TC35/1	Normal
198		D28	A28	51/1, Ff/1, F/2, Acf/1, Ac/1, Bcf/1, xB/1	Normal
234	l2	C28	G28	Df/1, D/2, Ecf/3, Ec/2, Fc/1, xA/2, TC5/3, TC39/3, TC40/3	Fixed
235		E28	G28	Ef/1, E1/1, Fc/1, xA/2, TC5/3, TC39/3, TC40/3	Disabled
236		E28	H28	Ef/1, E1/1, Fc/1, xA/2, TC5/4, TC43/1	Normal
255	l3	C28	A28	Df/2, D/3, Ecf/4, Ec/3, Fc/2, Acf/1, Ac/1, Bcf/1, xB/1	Fixed
291		C28	A28	Df/2, D/4, Ecf/5, Ec/4, Fc/3, Acf/1, Ac/1, Bcf/1, xB/1	Normal
294		C28	B28	Df/2, D/4, Ecf/5, Gf1/1, G/1, xC/1, 47/1	Normal
295		C28	B28	Df/2, D/4, Ecf/5, Gf1/1, G/2, xC/2, 47/1	Normal
296		D28	G28	51/1, Ff/1, F/2, xA/2, TC5/3, TC39/3, TC40/3	Normal
297		D28	H28	51/1, Ff/1, F/2, xA/2, TC5/4, TC43/1	Normal
299		A28	G28	50/1, Bf/2, B/4, Cc2/6, Dcf/6, Dc/4, Ecf/4, Ec/3, Fc/2, xA/2, TC5/3, TC39/3, TC40/3	Normal
300		A28	H28	50/1, Bf/2, B/4, Cc2/6, Dcf/6, Dc/4, Ecf/4, Ec/3, Fc/2, xA/2, TC5/4, TC43/1	Normal
301		A28	A28	50/1, Bf/2, B/4, Cc2/6, Dcf/6, Dc/4, Ecf/4, Ec/3, Fc/2, Acf/1, Ac/1, Bcf/1, xB/1	Normal
302		A28	A28	50/1, Bf/2, B/4, Cc2/6, Dcf/6, Dc/4, Ecf/5, Ec/4, Fc/3, Acf/1, Ac/1, Bcf/1, xB/1	Normal
312		B28	G28	48/1, Cf/2, C/3, Dcf/5, Dc/3, Ecf/3, Ec/2, Fc/1, xA/1, TC5/2, TC39/2, TC40/2	Normal
313		B28	G28	48/1, Cf/2, C/3, Dcf/5, Dc/3, Ecf/3, Ec/2, Fc/1, xA/2, TC5/3, TC39/3, TC40/3	Fixed
314		B28	H28	48/1, Cf/2, C/3, Dcf/5, Dc/3, Ecf/3, Ec/2, Fc/1, xA/2, TC5/4, TC43/1	Normal
323		B28	D28	48/1, Cf/2, C/2, Dcf/4, Dc/2, Ecf/2, Ec/1, xF/1	Normal
324		B28	E28	48/1, Cf/2, C/2, Dcf/4, Dc/2, Ecf/2, Exp/2, xE/2	Normal
343		B28	A28	48/1, Cf/2, C/3, Dcf/6, Dc/4, Ecf/4, Ec/3, Fc/2, Acf/1, Ac/1, Bcf/1, xB/1	Disabled
344		B28	A28	48/1, Cf/2, C/3, Dcf/6, Dc/4, Ecf/5, Ec/4, Fc/3, Acf/1, Ac/1, Bcf/1, xB/1	Normal
345		B28	E28	48/1, Cf/1, C/1, Dcf/3, Dc/1, Ecf/1, Exp/1, xE/1	Fixed
356		A28	G28	50/1, Bf/2, B/3, Cc2/5, Dcf/5, Dc/3, Ecf/3, Ec/2, Fc/1, xA/1, TC5/2, TC39/2, TC40/2	Normal
357		A28	F28	50/1, Bf/2, B/3, Cc2/5, Dcf/5, Dc/3, Ecf/3, Ec/2, Fc/1, xA/1, TC35/1	Normal
358		A28	G28	50/1, Bf/2, B/3, Cc2/5, Dcf/5, Dc/3, Ecf/3, Ec/2, Fc/1, xA/2, TC5/3, TC39/3, TC40/3	Fixed
359		A28	H28	50/1, Bf/2, B/3, Cc2/5, Dcf/5, Dc/3, Ecf/3, Ec/2, Fc/1, xA/2, TC5/4, TC43/1	Normal
360		G28	B28	49/1, TC9/1, Af/1, A/2, Bcf/2, Bc/1, Cc1/1, xC/2, 47/1	Normal
362		F28	H28	TC36/1, TC41/2, Af/3, A/4, Bcf/4, Bc/3, Cc2/6, Dcf/6, Dc/4, Ecf/4, Ec/3, Fc/2, xA/2, TC5/4, TC43/1	Normal
365		H28	F28	TC42/1, Af/3, A/4, Bcf/4, Bc/3, Cc2/5, Dcf/5, Dc/3, Ecf/3, Ec/2, Fc/1, xA/1, TC35/1	Normal
367		F28	H28	TC36/1, TC41/2, Af/3, A/4, Bcf/4, Bc/3, Cc2/5, Dcf/5, Dc/3, Ecf/3, Ec/2, Fc/1, xA/2, TC5/4, TC43/1	Normal
377		G28	C28	49/1, TC9/1, Af/1, A/2, Bcf/2, Bc/1, Cc2/2, Dcf/1, Dxp/1, xD/1	Fixed
378		C28	C28	Df/2, D/3, Ecf/4, Ec/3, Fc/2, Acf/1, Ac/2, Bcf/2, Bc/1, Cc2/2, Dcf/1, Dxp/1, xD/1	Normal
379		C28	C28	Df/2, D/4, Ecf/5, Ec/4, Fc/3, Acf/1, Ac/2, Bcf/2, Bc/1, Cc2/2, Dcf/1, Dxp/1, xD/1	Normal
380		C28	C28	Df/2, D/4, Ecf/5, Ec/4, Fc/3, Acf/2, Ac/3, Bcf/2, Bc/1, Cc2/2, Dcf/1, Dxp/1, xD/1	Normal
381		E28	C28	Ef/1, E1/1, Fc/2, Acf/1, Ac/2, Bcf/2, Bc/1, Cc2/2, Dcf/1, Dxp/1, xD/1	Fixed
382		E28	C28	Ef/1, E1/2, Fc/3, Acf/1, Ac/2, Bcf/2, Bc/1, Cc2/2, Dcf/1, Dxp/1, xD/1	Fixed

383		E28	C28	Ef/1, E1/2, Fc/3, Acf/2, Ac/3, Bcf/2, Bc/1, Cc2/2, Dcf/1, Dxp/1, xD/1	Fixed
384		D28	C28	51/1, Ff/1, F/2, Acf/1, Ac/2, Bcf/2, Bc/1, Cc2/2, Dcf/1, Dxp/1, xD/1	Fixed
385		D28	C28	51/1, Ff/2, F/3, Acf/2, Ac/3, Bcf/2, Bc/1, Cc2/2, Dcf/1, Dxp/1, xD/1	Fixed
387		A28	E28	50/1, Bf/1, B/2, Cc2/4, Dcf/3, Dc/1, Ecf/1, Exp/1, xE/1	Fixed
392		G28	D28	49/2, TC9/3, Af/3, A/4, Bcf/4, Bc/3, Cc2/3, Dcf/4, Dc/2, Ecf/2, Ec/1, xF/1	Normal
393		G28	E28	49/2, TC9/3, Af/3, A/4, Bcf/4, Bc/3, Cc2/3, Dcf/4, Dc/2, Ecf/2, Exp/2, xE/2	Normal
394		A28	D28	50/1, Bf/2, B/3, Cc2/3, Dcf/4, Dc/2, Ecf/2, Ec/1, xF/1	Normal
395		A28	E28	50/1, Bf/2, B/3, Cc2/3, Dcf/4, Dc/2, Ecf/2, Exp/2, xE/2	Normal
396		E28	E28	Ef/1, E1/2, Fc/3, Acf/2, Ac/3, Bcf/4, Bc/3, Cc2/3, Dcf/4, Dc/2, Ecf/2, Exp/2, xE/2	Normal
397		D28	D28	51/1, Ff/2, F/3, Acf/2, Ac/3, Bcf/4, Bc/3, Cc2/3, Dcf/4, Dc/2, Ecf/2, Ec/1, xF/1	Normal
398		D28	E28	51/1, Ff/2, F/3, Acf/2, Ac/3, Bcf/4, Bc/3, Cc2/3, Dcf/4, Dc/2, Ecf/2, Exp/2, xE/2	Normal
399		H28	D28	TC42/1, Af/3, A/4, Bcf/4, Bc/3, Cc2/3, Dcf/4, Dc/2, Ecf/2, Ec/1, xF/1	Normal
400		H28	E28	TC42/1, Af/3, A/4, Bcf/4, Bc/3, Cc2/3, Dcf/4, Dc/2, Ecf/2, Exp/2, xE/2	Normal
401		F28	D28	TC36/1, TC41/2, Af/3, A/4, Bcf/4, Bc/3, Cc2/3, Dcf/4, Dc/2, Ecf/2, Ec/1, xF/1	Normal
402		F28	E28	TC36/1, TC41/2, Af/3, A/4, Bcf/4, Bc/3, Cc2/3, Dcf/4, Dc/2, Ecf/2, Exp/2, xE/2	Normal
403		H28	C28	TC42/1, Af/3, A/4, Bcf/4, Bc/3, Cc2/4, Dcf/2, Dxp/2, xD/2	Normal
404		G28	C28	49/2, TC9/2, Af/2, A/3, Bcf/3, Bc/2, Cc2/2, Dcf/1, Dxp/1, xD/1	Normal
405		C28	C28	Df/2, D/4, Ecf/5, Ec/4, Fc/3, Acf/2, Ac/3, Bcf/3, Bc/2, Cc2/2, Dcf/1, Dxp/1, xD/1	Normal
406		E28	C28	Ef/1, E1/2, Fc/3, Acf/2, Ac/3, Bcf/3, Bc/2, Cc2/2, Dcf/1, Dxp/1, xD/1	Normal
407		D28	C28	51/1, Ff/2, F/3, Acf/2, Ac/3, Bcf/3, Bc/2, Cc2/2, Dcf/1, Dxp/1, xD/1	Normal
408		H28	C28	TC42/1, Af/2, A/3, Bcf/3, Bc/2, Cc2/2, Dcf/1, Dxp/1, xD/1	Normal
409		F28	C28	TC36/1, TC41/2, Af/2, A/3, Bcf/3, Bc/2, Cc2/2, Dcf/1, Dxp/1, xD/1	Normal

Signal Timings

Network Default: 60s cycle time; 60 steps

Controller Stream 769-1

Controller Stream	Name	Description	Use sequence	Cycle time source	Cycle time (s)
769-1	(untitled)		1	NetworkDefault	60

Controller Stream 769-1 - Properties

Controller Stream	Manufacturer name	Type	Model number	(Telephone) Line Number	Site number	Grid reference	Gaining delay type
769-1	Unspecified						Absolute

Controller Stream 769-1 - Optimisation

Controller Stream	Allow offset optimisation	Allow green split optimisation	Optimisation level	Auto redistribute	Enable stage constraint
769-1	✓	✓	Offsets And Green Splits		

Phases

Controller Stream	Phase	Name	Minimum green (s)	Maximum green (s)	Relative start displacement (s)	Relative end displacement (s)	Type	Blackout Time (s)
769-1	A	(untitled)	7	300	0	0	Traffic	
	B	(untitled)	7	300	0	0	Traffic	
	C	(untitled)	7	300	0	0	Pedestrian	3

Library Stages

Controller Stream	Library Stage	Phases in stage	User stage minimum (s)
769-1	1	A, C	1
	2	B	1

Losing / Gaining Phase Delays

Controller Stream	Delay	Type	Phase	From stage	To stage	Relative delay
769-1	1	Losing	A	1	2	4

Stage Sequences

Controller Stream	Sequence	Name	Multiple cycling	Stage IDs	Stage ends
769-1	1	(untitled)	Single	1, 2	27, 51

Intergreen Matrix for Controller Stream 769-1

		To		
		A	B	C
From	A		7	
	B	5		5
	C		9	

Banned Stage transitions for Controller Stream 769-1

		To	
		1	2
From	1		
	2		

Interstage Matrix for Controller Stream 769-1

		To	
		1	2
From	1	0	11
	2	5	0

Resultant Stages

Controller Stream	Resultant Stage	Is base stage	Library Stage ID	Phases in this stage	Stage start (s)	Stage end (s)	Stage duration (s)	User stage minimum (s)	Stage minimum (s)
769-1	1	✓	1	A,C	56	27	31	1	7
	2	✓	2	B	38	51	13	1	7

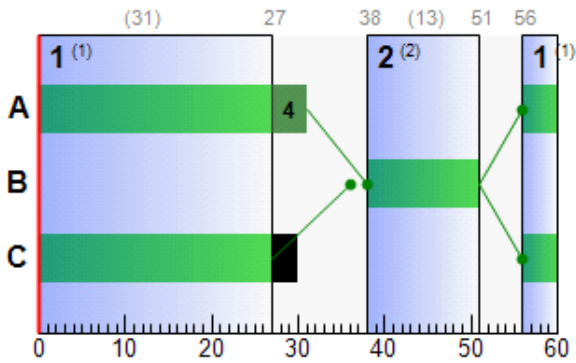
Resultant Phase Green Periods

Controller Stream	Phase	Green period	Is base green period	Start time (s)	End time (s)	Duration (s)
769-1	A	1	✓	56	31	35
	B	1	✓	38	51	13
	C	1	✓	56	27	31

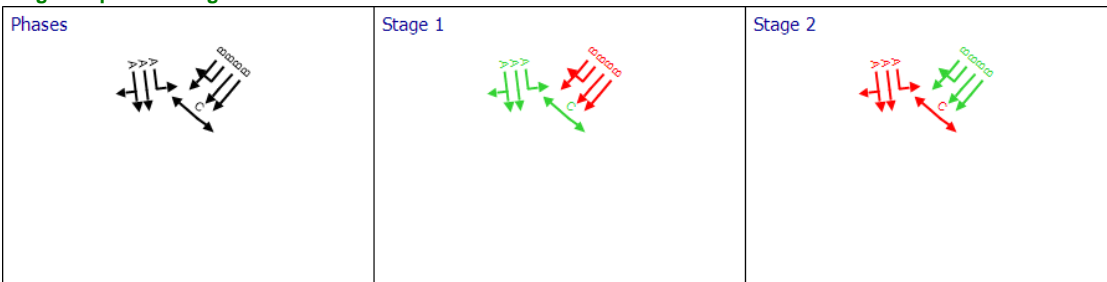
Traffic Stream Green Times

Arm	Traffic Stream	Traffic Node	Controller Stream	Phase	Green Period 1		
					Start	End	Duration
B	1	1	769-1	B	38	51	13
B	2	1	769-1	B	38	51	13
B	3	1	769-1	B	38	51	13
B	4	1	769-1	B	38	51	13
Bc	1	1	769-1	A	56	31	35
Bc	2	1	769-1	A	56	31	35
Bc	3	1	769-1	A	56	31	35

Phase Timings Diagram for Controller Stream 769-1



Stage Sequence Diagram for Controller Stream 769-1



Controller Stream 769-2

Controller Stream	Name	Description	Use sequence	Cycle time source	Cycle time (s)
769-2	(untitled)		1	NetworkDefault	60

Controller Stream 769-2 - Properties

Controller Stream	Manufacturer name	Type	Model number	(Telephone) Line Number	Site number	Grid reference	Gaining delay type
769-2	Unspecified						Absolute

Controller Stream 769-2 - Optimisation

Controller Stream	Allow offset optimisation	Allow green split optimisation	Optimisation level	Auto redistribute	Enable stage constraint
769-2	✓	✓	Offsets And Green Splits		

Phases

Controller Stream	Phase	Name	Minimum green (s)	Maximum green (s)	Relative start displacement (s)	Relative end displacement (s)	Type	Blackout Time (s)
769-2	D	(untitled)	7	300	0	0	Traffic	
	E	(untitled)	7	300	0	0	Traffic	
	F	(untitled)	4	300	0	0	Traffic	
	G	(untitled)	4	300	0	0	Traffic	
	H	(untitled)	5	300	0	0	Pedestrian	3
	I	(untitled)	7	300	0	0	Pedestrian	3
	J	(untitled)	12	300	0	0	Pedestrian	3
	K	(untitled)	5	300	0	0	Pedestrian	3

Library Stages

Controller Stream	Library Stage	Phases in stage	User stage minimum (s)
769-2	4	D, E, H, I	1
	5	F, G, J, K	1
	6	F, G, K	1

Losing / Gaining Phase Delays

Controller Stream	Delay	Type	Phase	From stage	To stage	Relative delay	Absolute delay
769-2	1	Losing	I	4	5	2	
	2	Losing	H	4	5	4	
	3	Losing	D	4	5	7	
	4	Losing	E	4	5	8	
	5	Losing	F	5	4	5	
	6	Losing	G	5	4	6	
	7	Losing	K	5	4	7	
	8	Losing	G	6	4	8	
	9	Losing	I	4	6	4	
	10	Losing	H	4	6	6	
	11	Losing	D	4	6	6	
	12	Losing	E	4	6	7	
	13	Losing	F	6	4	6	
	14	Losing	K	6	4	7	
	15	Gaining	G	4	5	0	13
	16	Gaining	F	4	5	0	12
	17	Gaining	D	5	4	0	13
	18	Gaining	E	5	4	1	15
	19	Gaining	J	4	5	0	12
	20	Losing	J	5	4	1	

Stage Sequences

Controller Stream	Sequence	Name	Multiple cycling	Equal length multiple cycling	Stage IDs	Stage ends	Multiple cycling stage IDs	Multiple cycling stage ends
769-2	1	(untitled)	Single		4, 5	5, 28		
	2	(untitled)	Single		4, 6, 5	0, 16, 32		
	3	(untitled)	Single		4, 5, 6	0, 29, 38		
	4	(untitled)	Double	✓	4, 6	2, 23	4, 6	62, 83

Intergreen Matrix for Controller Stream 769-2

		To									
		D	E	F	G	H	I	J	K		
From	D			5	7			5			
	E			5					5		
	F	6	8			8					
	G	4					5				
	H			5							
	I				9						
	J	14									
	K		7								

Banned Stage transitions for Controller Stream 769-2

		To		
		4	5	6
From	4			
	5			
	6			

Interstage Matrix for Controller Stream 769-2

		To		
		4	5	6
From	4	0	14	13
	5	15	0	0
	6	14	0	0

Resultant Stages

Controller Stream	Resultant Stage	Is base stage	Library Stage ID	Phases in this stage	Stage start (s)	Stage end (s)	Stage duration (s)	User stage minimum (s)	Stage minimum (s)
769-2	1	✓	4	D,E,H,I	43	5	22	1	1
	2	✓	5	F,G,J,K	19	28	9	1	9

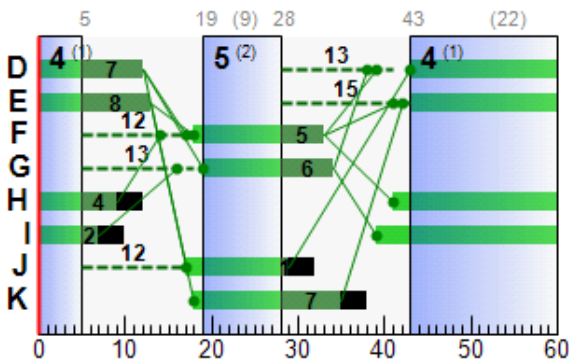
Resultant Phase Green Periods

Controller Stream	Phase	Green period	Is base green period	Start time (s)	End time (s)	Duration (s)
769-2	D	1	✓	43	12	29
	E	1	✓	43	13	30
	F	1	✓	18	33	15
	G	1	✓	19	34	15
	H	1	✓	41	9	28
	I	1	✓	39	7	28
	J	1	✓	17	29	12
K	1	✓	18	35	17	

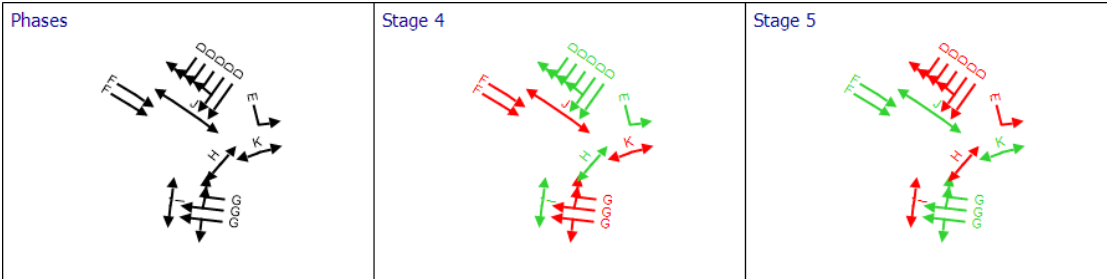
Traffic Stream Green Times

Arm	Traffic Stream	Traffic Node	Controller Stream	Phase	Green Period 1		
					Start	End	Duration
C	1	2	769-2	G	19	34	15
C	2	2	769-2	G	19	34	15
C	3	2	769-2	G	19	34	15
G	1	2	769-2	F	18	33	15
G	2	2	769-2	F	18	33	15
Cc1	1	2	769-2	E	43	13	30
Cc2	2	2	769-2	D	43	12	29
Cc2	3	2	769-2	D	43	12	29
Cc2	4	2	769-2	D	43	12	29
Cc2	5	2	769-2	D	43	12	29
Cc2	6	2	769-2	D	43	12	29

Phase Timings Diagram for Controller Stream 769-2



Stage Sequence Diagram for Controller Stream 769-2



Controller Stream 770-1

Controller Stream	Name	Description	Use sequence	Cycle time source	Cycle time (s)
770-1	(untitled)		1	NetworkDefault	60

Controller Stream 770-1 - Properties

Controller Stream	Manufacturer name	Type	Model number	(Telephone) Line Number	Site number	Grid reference	Gaining delay type
770-1	Unspecified						Absolute

Controller Stream 770-1 - Optimisation

Controller Stream	Allow offset optimisation	Allow green split optimisation	Optimisation level	Auto redistribute	Enable stage constraint
770-1	✓	✓	Offsets And Green Splits		

Phases

Controller Stream	Phase	Name	Minimum green (s)	Maximum green (s)	Relative start displacement (s)	Relative end displacement (s)	Type	Blackout Time (s)
770-1	A	(untitled)	7	300	0	0	Traffic	
	B	(untitled)	7	300	0	0	Traffic	
	C	(untitled)	7	300	0	0	Pedestrian	3

Library Stages

Controller Stream	Library Stage	Phases in stage	User stage minimum (s)
770-1	1	A, C	1
	2	B	1

Losing / Gaining Phase Delays

Controller Stream	Delay	Type	Phase	From stage	To stage	Relative delay
770-1	1	Losing	A	1	2	4

Stage Sequences

Controller Stream	Sequence	Name	Multiple cycling	Stage IDs	Stage ends
770-1	1	(untitled)	Single	1, 2	52, 18

Intergreen Matrix for Controller Stream 770-1

		To		
		A	B	C
From	A		5	
	B	5		5
	C		9	

Banned Stage transitions for Controller Stream 770-1

		To	
		1	2
From	1		
	2		

Interstage Matrix for Controller Stream 770-1

		To	
		1	2
From	1	0	9
	2	5	0

Resultant Stages

Controller Stream	Resultant Stage	Is base stage	Library Stage ID	Phases in this stage	Stage start (s)	Stage end (s)	Stage duration (s)	User stage minimum (s)	Stage minimum (s)
770-1	1	✓	1	A,C	23	52	29	1	7
	2	✓	2	B	1	18	17	1	7

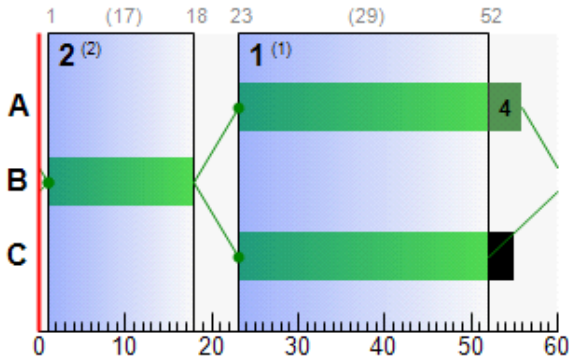
Resultant Phase Green Periods

Controller Stream	Phase	Green period	Is base green period	Start time (s)	End time (s)	Duration (s)
770-1	A	1	✓	23	56	33
	B	1	✓	1	18	17
	C	1	✓	23	52	29

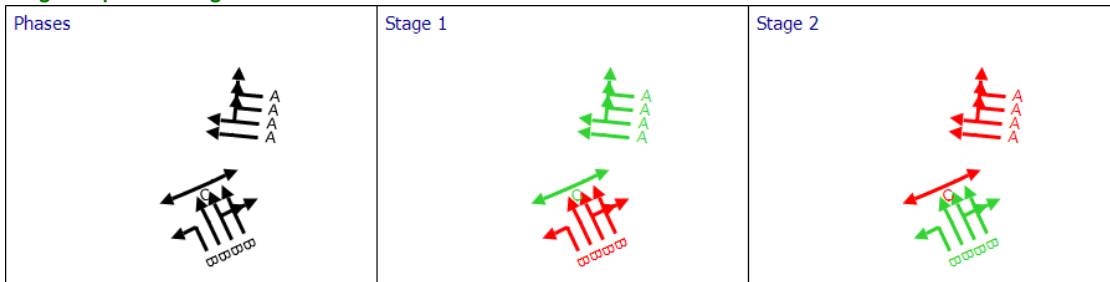
Traffic Stream Green Times

Arm	Traffic Stream	Traffic Node	Controller Stream	Phase	Green Period 1		
					Start	End	Duration
D	1	3	770-1	B	1	18	17
D	2	3	770-1	B	1	18	17
D	3	3	770-1	B	1	18	17
D	4	3	770-1	B	1	18	17
Dc	1	3	770-1	A	23	56	33
Dc	2	3	770-1	A	23	56	33
Dc	3	3	770-1	A	23	56	33
Dc	4	3	770-1	A	23	56	33

Phase Timings Diagram for Controller Stream 770-1



Stage Sequence Diagram for Controller Stream 770-1



Controller Stream 770-2

Controller Stream	Name	Description	Use sequence	Cycle time source	Cycle time (s)
770-2	(untitled)		1	Manual	60

Controller Stream 770-2 - Properties

Controller Stream	Manufacturer name	Type	Model number	(Telephone) Line Number	Site number	Grid reference	Gaining delay type
770-2	Unspecified						Absolute

Controller Stream 770-2 - Optimisation

Controller Stream	Allow offset optimisation	Allow green split optimisation	Optimisation level	Auto redistribute	Enable stage constraint
770-2			None		

Phases

Controller Stream	Phase	Name	Minimum green (s)	Maximum green (s)	Relative start displacement (s)	Relative end displacement (s)	Type	Blackout Time (s)
770-2	D	(untitled)	7	300	0	0	Traffic	
	E	(untitled)	5	300	0	0	Pedestrian	3

Library Stages

Controller Stream	Library Stage	Phases in stage	User stage minimum (s)
770-2	4	D	1
	5	E	1

Stage Sequences

Controller Stream	Sequence	Name	Multiple cycling	Stage IDs	Stage ends
770-2	1	(untitled)	Single	4, 5	23, 35

Intergreen Matrix for Controller Stream 770-2

		To	
		D	E
From	D		5
	E	7	

Banned Stage transitions for Controller Stream 770-2

		To	
		4	5
From	4		
	5		

Interstage Matrix for Controller Stream 770-2

		To	
		4	5
From	4	0	5
	5	7	0

Resultant Stages

Controller Stream	Resultant Stage	Is base stage	Library Stage ID	Phases in this stage	Stage start (s)	Stage end (s)	Stage duration (s)	User stage minimum (s)	Stage minimum (s)
770-2	1	✓	4	D	42	23	41	1	7
	2	✓	5	E	28	35	7	1	5

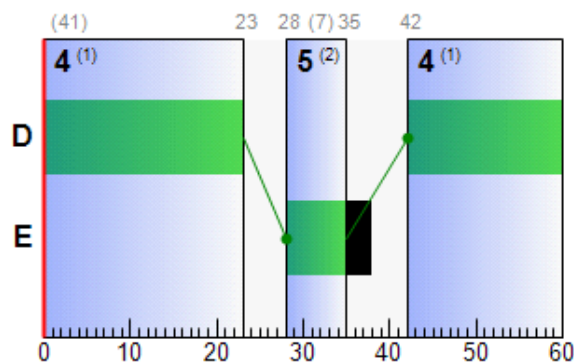
Resultant Phase Green Periods

Controller Stream	Phase	Green period	Is base green period	Start time (s)	End time (s)	Duration (s)
770-2	D	1	✓	42	23	41
	E	1	✓	28	35	7

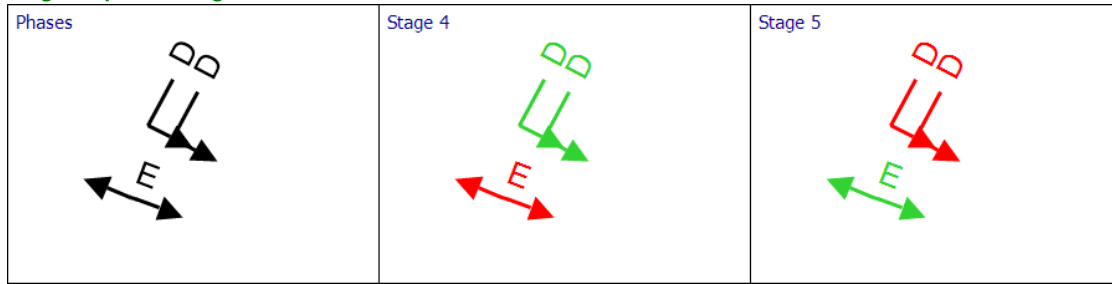
Traffic Stream Green Times

Arm	Traffic Stream	Traffic Node	Controller Stream	Phase	Green Period 1		
					Start	End	Duration
Dxp	1	3-2	770-2	D	42	23	41
Dxp	2	3-2	770-2	D	42	23	41

Phase Timings Diagram for Controller Stream 770-2



Stage Sequence Diagram for Controller Stream 770-2



Controller Stream 770-3

Controller Stream	Name	Description	Use sequence	Cycle time source	Cycle time (s)
770-3	(untitled)		1	NetworkDefault	60

Controller Stream 770-3 - Properties

Controller Stream	Manufacturer name	Type	Model number	(Telephone) Line Number	Site number	Grid reference	Gaining delay type
770-3	Unspecified						Absolute

Controller Stream 770-3 - Optimisation

Controller Stream	Allow offset optimisation	Allow green split optimisation	Optimisation level	Auto redistribute	Enable stage constraint
770-3	✓	✓	Offsets And Green Splits		

Phases

Controller Stream	Phase	Name	Minimum green (s)	Maximum green (s)	Relative start displacement (s)	Relative end displacement (s)	Type	Blackout Time (s)
770-3	F	(untitled)	7	300	0	0	Traffic	
	G	(untitled)	4	300	0	0	Traffic	
	H	(untitled)	4	300	0	0	Traffic	
	I	(untitled)	5	300	0	0	Pedestrian	3
	J	(untitled)	5	300	0	0	Pedestrian	3
	K	(untitled)	10	300	0	0	Pedestrian	3

Library Stages

Controller Stream	Library Stage	Phases in stage	User stage minimum (s)
770-3	7	F, I, J	1
	8	G, H, K	1
	9	G, H	1

Losing / Gaining Phase Delays

Controller Stream	Delay	Type	Phase	From stage	To stage	Relative delay
770-3	1	Losing	I	7	8	2
	2	Losing	F	7	8	2
	3	Losing	G	8	7	7
	4	Losing	H	8	7	5
	5	Losing	I	7	9	4
	6	Losing	F	7	9	4
	7	Losing	G	9	7	7
	8	Losing	H	9	7	5
	9	Losing	J	7	9	2

Stage Sequences

Controller Stream	Sequence	Name	Multiple cycling	Stage IDs	Stage ends
770-3	1	(untitled)	Single	7, 9	13, 42

Intergreen Matrix for Controller Stream 770-3

		To						
		F	G	H	I	J	K	
From	F		7	5			6	
	G	4			5			
	H	6				5		
	I		7					
	J			7				
	K	11						

Banned Stage transitions for Controller Stream 770-3

		To		
		7	8	9
From	7			
	8			
	9			

Interstage Matrix for Controller Stream 770-3

		To		
		7	8	9
From	7	0	9	11
	8	12	0	0
	9	12	0	0

Resultant Stages

Controller Stream	Resultant Stage	Is base stage	Library Stage ID	Phases in this stage	Stage start (s)	Stage end (s)	Stage duration (s)	User stage minimum (s)	Stage minimum (s)
770-3	1	✓	7	F,I,J	54	13	19	1	2
	2	✓	9	G,H	24	42	18	1	1

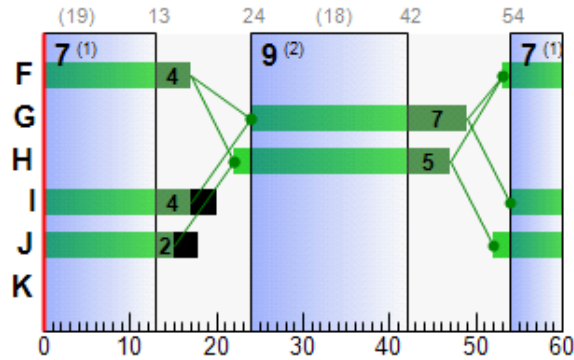
Resultant Phase Green Periods

Controller Stream	Phase	Green period	Is base green period	Start time (s)	End time (s)	Duration (s)
	F	1	✓	53	17	24
770-3	H	1	✓	22	47	25
	I	1	✓	54	17	23
	J	1	✓	52	15	23

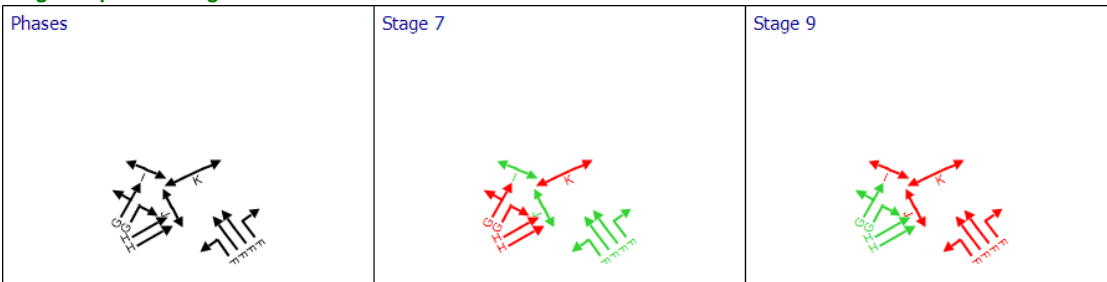
Traffic Stream Green Times

Arm	Traffic Stream	Traffic Node	Controller Stream	Phase	Green Period 1		
					Start	End	Duration
Ec	1	4	770-3	F	53	17	24
Ec	2	4	770-3	F	53	17	24
Ec	3	4	770-3	F	53	17	24
Ec	4	4	770-3	F	53	17	24
E1	1	4	770-3	G	24	49	25
E1	2	4	770-3	G	24	49	25
E2	3	4	770-3	H	22	47	25
E2	4	4	770-3	H	22	47	25

Phase Timings Diagram for Controller Stream 770-3



Stage Sequence Diagram for Controller Stream 770-3



Controller Stream 770-4

Controller Stream	Name	Description	Use sequence	Cycle time source	Cycle time (s)
770-4	(untitled)		1	NetworkDefault	60

Controller Stream 770-4 - Properties

Controller Stream	Manufacturer name	Type	Model number	(Telephone) Line Number	Site number	Grid reference	Gaining delay type
770-4	Unspecified						Absolute

Controller Stream 770-4 - Optimisation

Controller Stream	Allow offset optimisation	Allow green split optimisation	Optimisation level	Auto redistribute	Enable stage constraint
770-4			None		

Phases

Controller Stream	Phase	Name	Minimum green (s)	Maximum green (s)	Relative start displacement (s)	Relative end displacement (s)	Type	Blackout Time (s)
770-4	L	(untitled)	7	300	0	0	Traffic	
	M	(untitled)	6	300	0	0	Pedestrian	3

Library Stages

Controller Stream	Library Stage	Phases in stage	User stage minimum (s)
770-4	11	L	1
	12	M	1

Stage Sequences

Controller Stream	Sequence	Name	Multiple cycling	Stage IDs	Stage ends
770-4	1	(untitled)	Single	11, 12	24, 37

Intergreen Matrix for Controller Stream 770-4

		To	
		L	M
From	L		5
	M	7	

Banned Stage transitions for Controller Stream 770-4

		To	
		11	12
From	11		
	12		

Interstage Matrix for Controller Stream 770-4

		To	
		11	12
From	11	0	5
	12	7	0

Resultant Stages

Controller Stream	Resultant Stage	Is base stage	Library Stage ID	Phases in this stage	Stage start (s)	Stage end (s)	Stage duration (s)	User stage minimum (s)	Stage minimum (s)
770-4	1	✓	11	L	44	24	40	1	7
	2	✓	12	M	29	37	8	1	6

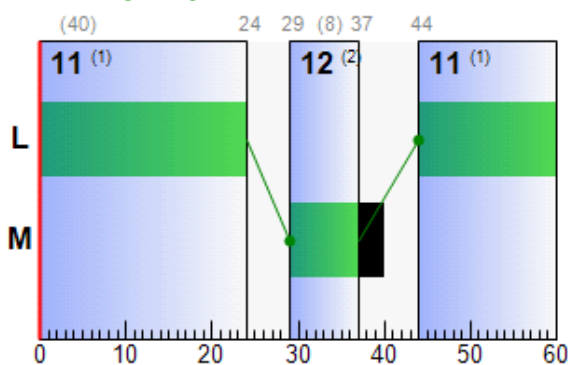
Resultant Phase Green Periods

Controller Stream	Phase	Green period	Is base green period	Start time (s)	End time (s)	Duration (s)
770-4	L	1	✓	44	24	40
	M	1	✓	29	37	8

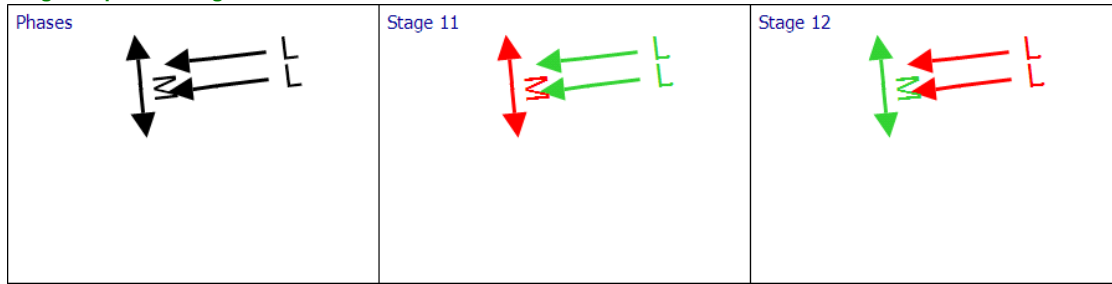
Traffic Stream Green Times

Arm	Traffic Stream	Traffic Node	Controller Stream	Phase	Green Period 1		
					Start	End	Duration
Exp	1	4-2	770-4	L	44	24	40
Exp	2	4-2	770-4	L	44	24	40

Phase Timings Diagram for Controller Stream 770-4



Stage Sequence Diagram for Controller Stream 770-4



Controller Stream 771-1

Controller Stream	Name	Description	Use sequence	Cycle time source	Cycle time (s)
771-1	(untitled)		1	NetworkDefault	60

Controller Stream 771-1 - Properties

Controller Stream	Manufacturer name	Type	Model number	(Telephone) Line Number	Site number	Grid reference	Gaining delay type
771-1	Unspecified						Absolute

Controller Stream 771-1 - Optimisation

Controller Stream	Allow offset optimisation	Allow green split optimisation	Optimisation level	Auto redistribute	Enable stage constraint
771-1	✓	✓	Offsets And Green Splits		

Phases

Controller Stream	Phase	Name	Minimum green (s)	Maximum green (s)	Relative start displacement (s)	Relative end displacement (s)	Type	Blackout Time (s)
771-1	A	(untitled)	7	300	0	0	Traffic	
	B	(untitled)	7	300	0	0	Traffic	
	C	(untitled)	9	300	0	0	Pedestrian	3

Library Stages

Controller Stream	Library Stage	Phases in stage	User stage minimum (s)
771-1	1	A, C	1
	2	A	1
	3	B	1

Losing / Gaining Phase Delays

Controller Stream	Delay	Type	Phase	From stage	To stage	Relative delay
771-1	1	Losing	A	1	3	6

Stage Sequences

Controller Stream	Sequence	Name	Multiple cycling	Stage IDs	Stage ends
771-1	1	(untitled)	Single	1, 3	45, 11

Intergreen Matrix for Controller Stream 771-1

		To		
		A	B	C
From	A		5	
	B	5		5
	C		11	

Banned Stage transitions for Controller Stream 771-1

		To		
		1	2	3
From	1			
	2			
	3			

Interstage Matrix for Controller Stream 771-1

		To		
		1	2	3
From	1	0	0	11
	2	0	0	5
	3	5	5	0

Resultant Stages

Controller Stream	Resultant Stage	Is base stage	Library Stage ID	Phases in this stage	Stage start (s)	Stage end (s)	Stage duration (s)	User stage minimum (s)	Stage minimum (s)
771-1	1	✓	1	A,C	16	45	29	1	9
	2	✓	3	B	56	11	15	1	7

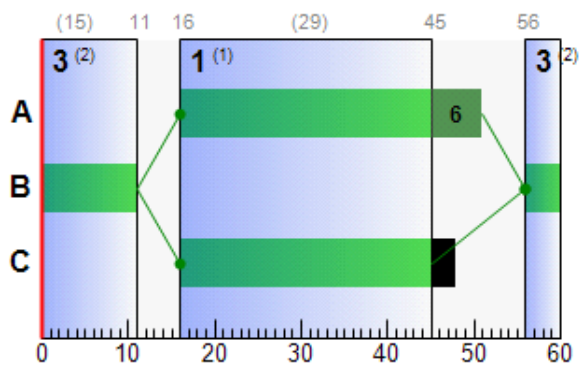
Resultant Phase Green Periods

Controller Stream	Phase	Green period	Is base green period	Start time (s)	End time (s)	Duration (s)
771-1	A	1	✓	16	51	35
	B	1	✓	56	11	15
	C	1	✓	16	45	29

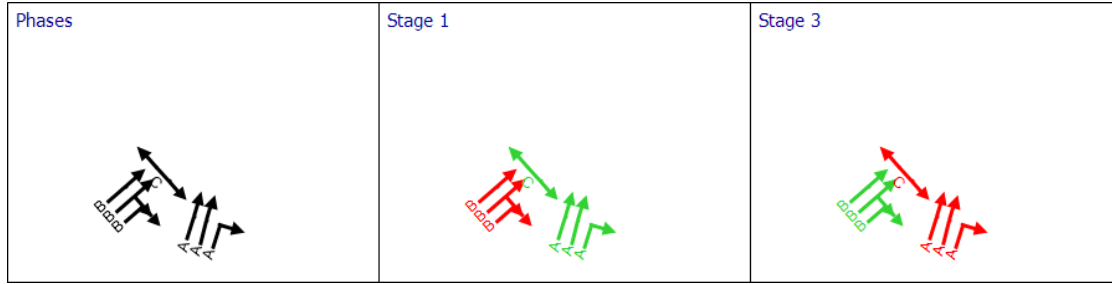
Traffic Stream Green Times

Arm	Traffic Stream	Traffic Node	Controller Stream	Phase	Green Period 1		
					Start	End	Duration
F	1	5	771-1	B	56	11	15
F	2	5	771-1	B	56	11	15
F	3	5	771-1	B	56	11	15
Fc	1	5	771-1	A	16	51	35
Fc	2	5	771-1	A	16	51	35
Fc	3	5	771-1	A	16	51	35

Phase Timings Diagram for Controller Stream 771-1



Stage Sequence Diagram for Controller Stream 771-1



Controller Stream 771-2

Controller Stream	Name	Description	Use sequence	Cycle time source	Cycle time (s)
771-2	(untitled)		1	NetworkDefault	60

Controller Stream 771-2 - Properties

Controller Stream	Manufacturer name	Type	Model number	(Telephone) Line Number	Site number	Grid reference	Gaining delay type
771-2	Unspecified						Absolute

Controller Stream 771-2 - Optimisation

Controller Stream	Allow offset optimisation	Allow green split optimisation	Optimisation level	Auto redistribute	Enable stage constraint
771-2	✓	✓	Offsets And Green Splits		

Phases

Controller Stream	Phase	Name	Minimum green (s)	Maximum green (s)	Relative start displacement (s)	Relative end displacement (s)	Type
771-2	(ALL)	(untitled)	7	300	0	0	Traffic

Library Stages

Controller Stream	Library Stage	Phases in stage	User stage minimum (s)
771-2	5	D	1
	6	E	1

Stage Sequences

Controller Stream	Sequence	Name	Multiple cycling	Stage IDs	Stage ends
771-2	1	(untitled)	Single	5, 6	28, 1

Intergreen Matrix for Controller Stream 771-2

		To	
		D	E
From	D		5
	E	5	

Banned Stage transitions for Controller Stream 771-2

		To	
		5	6
From	5		
	6		

Interstage Matrix for Controller Stream 771-2

		To	
		5	6
From	5	0	5
	6	5	0

Resultant Stages

Controller Stream	Resultant Stage	Is base stage	Library Stage ID	Phases in this stage	Stage start (s)	Stage end (s)	Stage duration (s)	User stage minimum (s)	Stage minimum (s)
771-2	1	✓	5	D	6	28	22	1	7
	2	✓	6	E	33	1	28	1	7

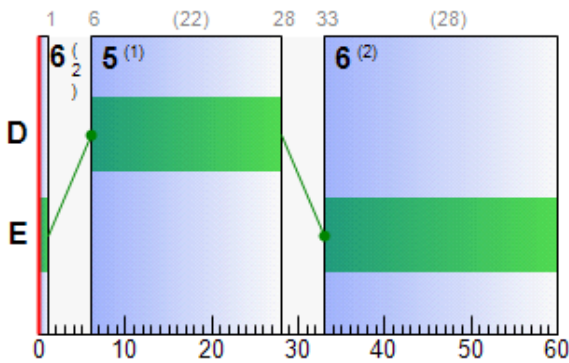
Resultant Phase Green Periods

Controller Stream	Phase	Green period	Is base green period	Start time (s)	End time (s)	Duration (s)
771-2	D	1	✓	6	28	22
	E	1	✓	33	1	28

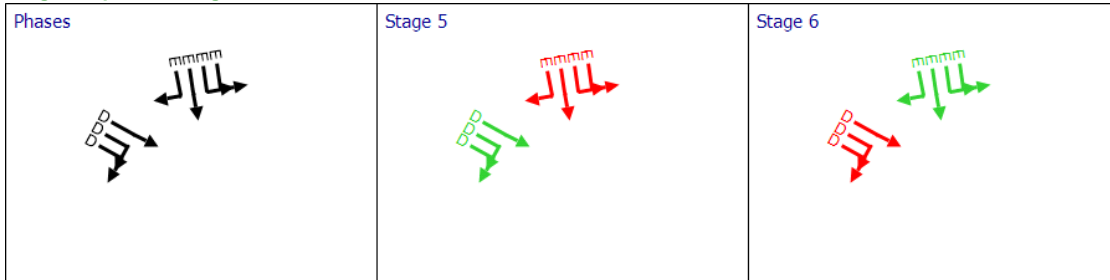
Traffic Stream Green Times

Arm	Traffic Stream	Traffic Node	Controller Stream	Phase	Green Period 1		
					Start	End	Duration
A	1	6	771-2	E	33	1	28
A	2	6	771-2	E	33	1	28
A	3	6	771-2	E	33	1	28
A	4	6	771-2	E	33	1	28
Ac	1	6	771-2	D	6	28	22
Ac	2	6	771-2	D	6	28	22
Ac	3	6	771-2	D	6	28	22

Phase Timings Diagram for Controller Stream 771-2



Stage Sequence Diagram for Controller Stream 771-2



Controller Stream TC777-1

Controller Stream	Name	Description	Use sequence	Cycle time source	Cycle time (s)
TC777-1	A653 Dewsbury Road / Topcliffe Lane		1	NetworkDefault	60

Controller Stream TC777-1 - Properties

Controller Stream	Manufacturer name	Type	Model number	(Telephone) Line Number	Site number	Grid reference	Gaining delay type
TC777-1	Unspecified						Absolute

Controller Stream TC777-1 - Optimisation

Controller Stream	Allow offset optimisation	Allow green split optimisation	Optimisation level	Auto redistribute	Enable stage constraint
TC777-1	✓	✓	Offsets And Green Splits		

Phases

Controller Stream	Phase	Name	Minimum green (s)	Maximum green (s)	Relative start displacement (s)	Relative end displacement (s)	Type	Blackout Time (s)
TC777-1	A	Dewsbury Rd NB	7	300	0	1	Traffic	
	B	Dewsbury Rd SB	7	300	0	2	Traffic	
	C	Dewsbury Rd NB RT	7	300	0	0	Traffic	
	D	Topcliffe Ln RT	7	300	0	0	Traffic	
	E	Side Road	7	300	0	0	Traffic	
	F	Ped Xing at D	5	300	0	0	Pedestrian	3
	G	Ped Xing at B	7	300	0	0	Pedestrian	3
	H	Ped Xing at A AH	6	300	0	0	Pedestrian	3
	I	Ped Xing at A LT	5	300	0	0	Pedestrian	3

Library Stages

Controller Stream	Library Stage	Phases in stage	User stage minimum (s)
TC777-1	1	A, B, F	1
	2	A, C, F, G	1
	3	B, F, H, I	1
	4	D, E	1
	5	D, H, I	1
	6	E, F, I	1

Losing / Gaining Phase Delays

Controller Stream	Delay	Type	Phase	From stage	To stage	Relative delay
TC777-1	1	Losing	B	1	5	3

Stage Sequences

Controller Stream	Sequence	Name	Multiple cycling	Stage IDs	Stage ends
TC777-1	1	(untitled)	Single	1, 5	2, 18

Intergreen Matrix for Controller Stream TC777-1

		To									
		A	B	C	D	E	F	G	H	I	
From	A				5	5			7	5	
	B			5	5	5		5			
	C		6		5	5					
	D	5	5	6			5				
	E	5	5	5					8		
	F				8						
	G		10								
	H	6				6					
	I	5									

Banned Stage transitions for Controller Stream TC777-1

		To					
		1	2	3	4	5	6
From	1						
	2						
	3						
	4						
	5						
	6						

Interstage Matrix for Controller Stream TC777-1

From	To					
	1	2	3	4	5	6
1	0	5	7	8	8	5
2	10	0	10	8	8	5
3	6	6	0	8	8	6
4	5	6	8	0	8	5
5	6	6	5	6	0	6
6	5	5	8	8	8	0

Resultant Stages

Controller Stream	Resultant Stage	Is base stage	Library Stage ID	Phases in this stage	Stage start (s)	Stage end (s)	Stage duration (s)	User stage minimum (s)	Stage minimum (s)
TC777-1	1	✓	1	A,B,F	24	2	38	1	7
	2	✓	5	D,H,I	10	18	8	1	7

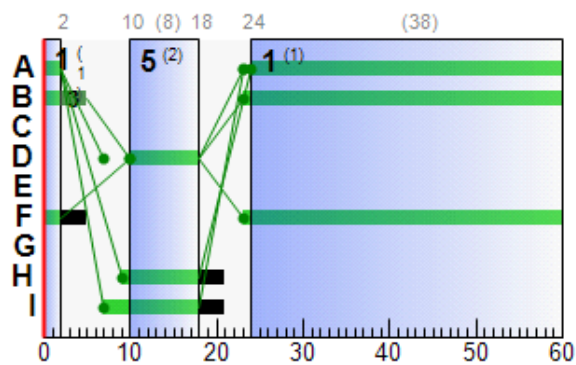
Resultant Phase Green Periods

Controller Stream	Phase	Green period	Is base green period	Start time (s)	End time (s)	Duration (s)
TC777-1	A	1	✓	24	2	38
	B	1	✓	23	5	42
	D	1	✓	10	18	8
	F	1	✓	23	2	39
	H	1	✓	9	18	9
	I	1	✓	7	18	11

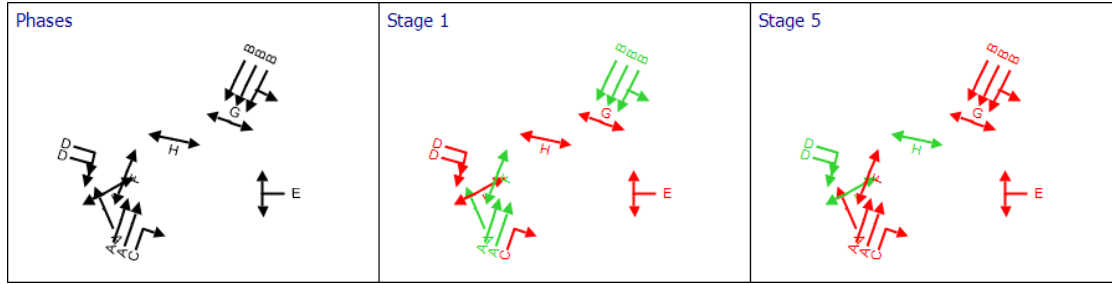
Traffic Stream Green Times

Arm	Traffic Stream	Traffic Node	Controller Stream	Phase	Green Period 1		
					Start	End	Duration
TC5	2	TC771-6	TC777-1	A	24	2	38
TC5	3	TC771-6	TC777-1	A	24	2	38
TC5	4	TC771-6	TC777-1	C			
TC9	1	TC771-6	TC777-1	B	23	5	42
TC9	2	TC771-6	TC777-1	B	23	5	42
TC9	3	TC771-6	TC777-1	B	23	5	42
TC35	1	TC771-6	TC777-1	A	24	2	38
TC41	1	TC771-6	TC777-1	D	10	18	8
TC41	2	TC771-6	TC777-1	D	10	18	8
TC42	1	TC771-6	TC777-1	E			

Phase Timings Diagram for Controller Stream TC777-1



Stage Sequence Diagram for Controller Stream TC777-1



Controller Stream TC777-2

Controller Stream	Name	Description	Use sequence	Cycle time source	Cycle time (s)
TC777-2	Topcliffe Ln LT Ped		1	NetworkDefault	60

Controller Stream TC777-2 - Properties

Controller Stream	Manufacturer name	Type	Model number	(Telephone) Line Number	Site number	Grid reference	Gaining delay type
TC777-2	Unspecified						Absolute

Controller Stream TC777-2 - Optimisation

Controller Stream	Allow offset optimisation	Allow green split optimisation	Optimisation level	Auto redistribute	Enable stage constraint
TC777-2	✓	✓	Offsets And Green Splits		

Phases

Controller Stream	Phase	Name	Minimum green (s)	Maximum green (s)	Relative start displacement (s)	Relative end displacement (s)	Type	Blackout Time (s)
TC777-2	J	Topcliffe Ln LT	7	300	0	0	Traffic	
	K	Ped Xing at J	5	300	0	0	Pedestrian	3

Library Stages

Controller Stream	Library Stage	Phases in stage	User stage minimum (s)
TC777-2	1	J	1
	2	K	1

Stage Sequences

Controller Stream	Sequence	Name	Multiple cycling	Stage IDs	Stage ends
TC777-2	1	(untitled)	Single	1, 2	40, 50

Intergreen Matrix for Controller Stream TC777-2

		To	
		J	K
From	J		5
	K	5	

Banned Stage transitions for Controller Stream TC777-2

		To	
		1	2
From	1		
	2		

Interstage Matrix for Controller Stream TC777-2

		To	
		1	2
From	1	0	5
	2	5	0

Resultant Stages

Controller Stream	Resultant Stage	Is base stage	Library Stage ID	Phases in this stage	Stage start (s)	Stage end (s)	Stage duration (s)	User stage minimum (s)	Stage minimum (s)
TC777-2	1	✓	1	J	55	40	45	1	7
	2	✓	2	K	45	50	5	1	5

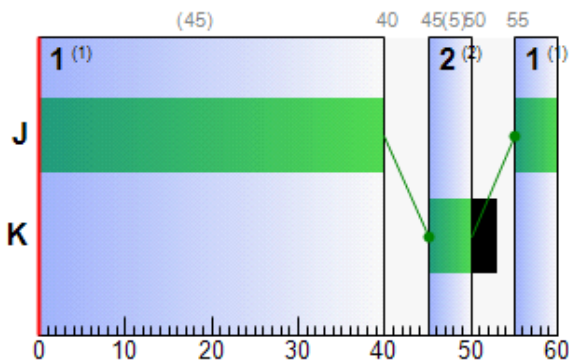
Resultant Phase Green Periods

Controller Stream	Phase	Green period	Is base green period	Start time (s)	End time (s)	Duration (s)
TC777-2	J	1	✓	55	40	45
	K	1	✓	45	50	5

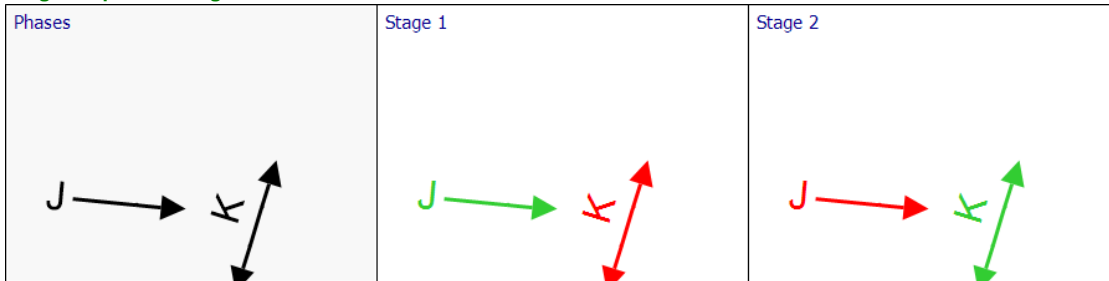
Traffic Stream Green Times

Arm	Traffic Stream	Traffic Node	Controller Stream	Phase	Green Period 1		
					Start	End	Duration
TC37	1	TC771-6	TC777-2	J	55	40	45

Phase Timings Diagram for Controller Stream TC777-2



Stage Sequence Diagram for Controller Stream TC777-2



Resultant penalties

Time Segment	Controller stream	Phase min max penalty (£ per hr)	Intergreen broken penalty (£ per hr)	Stage constraint broken penalty (£ per hr)	Cost of controller stream penalties (£ per hr)
16:30-17:30	(ALL)	0.00	0.00	0.00	0.00

Results - Link

Results - Traffic Stream

Results - Traffic Stream: Vehicle summary

Time Segment	Arm	Traffic Stream	Name	Phase	Calculated flow entering (PCU/hr)	Calculated sat flow (PCU/hr)	Actual green (s per cycle)	Calculated capacity (PCU/hr)	Degree of saturation (%)	Practical reserve capacity (%)	Mean Delay per Veh (s)	Mean max queue (PCU)	Utilised storage (%)	JourneyTime (s)
		1	(untitled)	E	955	2050	28	991	96	-7	43.70	19.06	147.09	49.29

A	2	(untitled)	E	408	2050	28	991	41	119	8.81	2.72	20.35	14.57
	3	(untitled)	E	661	2050	28	991	67	35	13.17	10.02	73.28	19.07
	4	(untitled)	E	962	2050	28	991	97	-7	49.24	22.60	161.76	55.26
Ac	1	(untitled)	D	867	2263	22	867	100	-10	95.61	30.47	182.85	102.79
	2	(untitled)	D	292	2263	22	796	37	145	33.59	5.36	33.37	43.09
	3	(untitled)	D	554	2263	22	867	64	41	5.63	2.88	18.81	12.22
Acf	1	(untitled)		1160	2263	60	1159	100	-10	63.78	27.77	229.43	69.00
	2	(untitled)		554	2263	60	2263	24	268	0.26	0.04	0.32	7.50
Af	1	(untitled)		1363	2050	60	1965	69	30	2.52	5.44	58.45	8.94
	2	(untitled)		661	2050	60	2050	32	179	0.42	0.08	0.83	6.77
	3	(untitled)		962	2050	60	1892	51	77	1.02	1.71	18.66	7.35
B	1	(untitled)	B	58	2050	13	58	100	-10	1185.83	19.55	118.75	1192.93
	2	(untitled)	B	199	2150	13	498	40	125	35.57	3.44	20.35	42.86
	3	(untitled)	B	246	2100	13	490	50	79	14.83	3.42	19.75	22.31
	4	(untitled)	B	215	2050	13	478	45	100	13.15	2.59	14.52	25.44
Bc	1	(untitled)	A	787	2050	35	1230	64	41	6.41	7.52	32.38	16.42
	2	(untitled)	A	944	2050	35	1101	86	5	20.99	14.18	61.70	30.90
	3	(untitled)	A	1145	2050	35	1230	93	-3	26.96	24.53	107.93	36.76
Bcf	1	(untitled)		1822	2263	60	2263	81	12	3.25	1.65	15.12	7.60
	2	(untitled)		787	2263	60	2263	35	159	0.42	0.09	0.84	5.81
	3	(untitled)		944	2263	60	2263	42	116	0.57	0.15	1.38	6.37
	4	(untitled)		1145	2263	60	2206	52	73	0.91	5.74	53.01	7.07
Bf	1	(untitled)		255	1800	60	257	99	-9	565.04	46.17	116.53	592.37
	2	(untitled)		463	1800	60	1800	26	250	0.35	0.04	0.11	27.76
C	1	(untitled)	G	450	2100	15	560	80	12	33.21	8.10	38.44	47.75
	2	(untitled)	G	344	2200	15	573	60	50	23.97	5.22	24.55	38.65
	3	(untitled)	G	287	2050	15	547	53	71	22.47	4.11	19.03	37.39
Cf	1	(untitled)		450	1965	60	1965	23	293	0.27	0.03	0.14	17.62
	2	(untitled)		631	1965	60	1965	32	180	0.43	0.08	0.30	17.94
D	1	(untitled)	B	413	2050	17	615	67	34	24.32	6.02	62.91	28.45
	2	(untitled)	B	194	1850	17	555	35	157	18.17	2.50	26.11	22.29
	3	(untitled)	B	333	2250	17	675	49	82	19.85	4.31	46.86	23.81
	4	(untitled)	B	429	2250	17	675	64	42	22.77	6.07	62.94	26.93
Dc	1	(untitled)	A	546	2100	33	1190	46	96	5.03	2.51	28.74	8.80
	2	(untitled)	A	960	2100	33	1190	81	12	17.07	8.59	102.21	20.69
	3	(untitled)	A	214	2100	33	1190	18	400	2.81	0.49	6.10	6.29
	4	(untitled)	A	352	2100	33	1190	30	205	5.73	2.38	30.77	9.07
Dcf	1	(untitled)		1124	2050	60	2050	55	64	1.06	0.33	2.90	6.01
	2	(untitled)		710	2100	60	2100	34	166	0.44	0.09	0.75	5.38
	3	(untitled)		546	2100	60	2100	26	246	0.30	0.05	0.39	6.38
	4	(untitled)		960	2100	60	1477	65	38	5.06	7.46	64.24	11.99
	5	(untitled)		214	2100	60	2100	10	782	0.10	0.01	0.05	5.11
	6	(untitled)		352	2100	60	2100	17	437	0.17	0.02	0.14	5.21
Df	1	(untitled)		607	1900	60	1900	32	182	0.44	0.07	0.22	24.44
	2	(untitled)		762	2250	60	2250	34	166	0.41	0.09	0.25	24.41
Dxp	1	(untitled)	D	1124	2050	41	1435	78	15	5.38	3.07	37.87	8.87
	2	(untitled)	D	819	2050	41	1435	57	58	1.73	0.46	5.49	5.38
Ec	1	(untitled)	F	726	2150	24	896	81	11	17.47	7.60	87.29	21.23
	2	(untitled)	F	408	2263	24	943	43	108	11.78	3.52	41.74	15.41
	3	(untitled)	F	662	2263	24	943	70	28	12.67	4.68	57.59	16.18
	4	(untitled)	F	401	2250	24	938	43	110	5.81	2.48	31.59	9.19
Ecf	1	(untitled)		646	2100	60	1732	37	141	1.45	2.43	30.41	4.90
	2	(untitled)		1273	2100	60	2068	62	46	1.45	2.88	35.68	4.92
	3	(untitled)		408	2263	60	2263	18	399	0.17	0.02	0.24	3.69
	4	(untitled)		662	2300	60	2300	29	213	0.32	0.06	0.70	3.88
	5	(untitled)		449	2300	60	2300	20	361	0.19	0.02	0.28	3.83
Ef	1	(untitled)		859	1900	60	1900	45	99	0.78	0.19	0.84	16.09
	2	(untitled)		627	1900	60	456	138	-35	511.79	94.34	425.29	527.10

16:30-

17:30	Exp	1	(untitled)	L	646	2050	40	1401	46	95	10.04	7.01	77.78	13.93
		2	(untitled)	L	547	2050	40	1401	39	131	10.25	8.05	86.15	14.28
	F	1	(untitled)	B	233	2100	15	560	42	116	20.45	3.13	21.11	26.83
		2	(untitled)	B	297	2100	15	560	53	70	22.41	4.09	27.45	28.84
		3	(untitled)	B	463	2100	15	560	83	9	35.24	8.11	53.42	41.78
	Fc	1	(untitled)	A	573	2263	35	1358	42	113	4.39	5.24	16.44	23.74
		2	(untitled)	A	690	2263	35	1300	53	69	5.62	12.10	38.36	24.37
		3	(untitled)	A	948	2263	35	928	102	-12	137.02	51.01	162.69	156.57
	Ff	1	(untitled)		530	1900	60	1900	28	223	0.37	0.05	0.11	33.45
		2	(untitled)		463	1900	60	1900	24	269	0.31	0.04	0.08	33.35
	G	1	(untitled)	F	267	2050	15	267	100	-10	420.68	34.77	128.03	436.74
		2	(untitled)	F	236	2050	15	529	45	102	32.93	4.02	15.16	44.37
	Gf	1	(untitled)		243	2050	60	243	100	-10	145.43	11.97	176.94	148.34
		2	(untitled)		212	2050	60	2050	10	769	0.10	0.01	0.09	2.98
	xA	1	(untitled)		746	2263	60	1903	39	129	1.66	2.45	6.12	18.89
		2	(untitled)		725	2263	60	2263	32	181	0.37	0.08	0.19	17.63
	xB	1	(untitled)		1822	Unrestricted	60	Unrestricted	0	Unrestricted	0.00	0.00	0.00	5.79
	xC	1	(untitled)		650	1900	60	650	100	-10	131.47	30.03	149.39	140.14
		2	(untitled)		618	1900	60	650	95	-5	64.12	20.25	100.38	72.82
	xD	1	(untitled)		1124	Unrestricted	60	Unrestricted	0	Unrestricted	0.00	0.00	0.00	9.13
		2	(untitled)		819	Unrestricted	60	Unrestricted	0	Unrestricted	0.00	0.00	0.00	9.21
	xE	1	(untitled)		646	Unrestricted	60	Unrestricted	0	Unrestricted	0.00	0.00	0.00	13.04
		2	(untitled)		542	Unrestricted	60	Unrestricted	0	Unrestricted	0.00	0.00	0.00	13.04
	xF	1	(untitled)		840	Unrestricted	60	Unrestricted	0	Unrestricted	0.00	0.00	0.00	12.19
	Cc1	1	(untitled)	E	765	2050	30	1059	72	25	15.64	13.75	82.55	22.10
	E1	1	(untitled)	G	312	2050	25	888	35	156	12.46	3.22	23.13	18.46
		2	(untitled)	G	547	2200	25	600	91	-1	39.96	9.86	70.84	45.96
	Gf1	1	(untitled)		48	673	60	260	18	387	20.44	0.73	8.82	24.02
	Cc2	2	(untitled)	D	1025	2150	29	1025	100	-10	80.46	30.29	192.43	91.24
		3	(untitled)	D	619	2050	29	1025	60	49	17.09	9.18	59.11	26.90
		4	(untitled)	D	907	2150	29	1075	84	7	24.57	15.20	96.40	34.85
		5	(untitled)	D	64	2050	29	1025	6	1337	5.73	0.34	2.22	14.88
		6	(untitled)	D	215	2050	29	1025	21	329	0.47	0.03	0.18	8.38
	E2	3	(untitled)	H	243	2150	25	243	100	-10	199.68	14.29	154.21	203.68
		4	(untitled)	H	212	2050	25	888	24	277	2.81	0.30	3.15	6.89
	TC5	2	(untitled)	A	584	2263	38	1509	39	133	4.96	3.02	75.42	7.73
		3	(untitled)	A	725	2263	38	1509	48	87	1.18	0.28	6.89	3.95
		4	(untitled)	C	0	0	0	0	0	-100	0.00	0.00	0.00	0.00
	TC9	1	(untitled)	B	1161	1925	42	1444	80	12	9.76	11.99	75.18	20.76
		2	(untitled)	B	621	1966	42	1475	42	114	3.63	3.44	21.47	14.68
		3	(untitled)	B	746	1947	42	1460	51	76	4.33	4.74	29.44	15.45
	TC35	1	(untitled)	A	162	1900	38	1267	13	603	2.36	1.46	34.72	5.26
	TC36	1	(untitled)		568	1800	60	1800	32	185	0.46	0.07	1.66	3.49
	TC37	1	(untitled)	J	110	1850	45	1418	8	1060	1.86	0.43	5.59	5.05
	TC38	1	(untitled)		110	444	60	444	25	263	2.08	2.46	66.25	3.61
	TC39	2	(untitled)		584	2263	60	2263	26	249	0.28	0.04	0.73	2.81
		3	(untitled)		725	2263	60	2263	32	181	0.37	0.08	1.30	2.77
	TC40	2	(untitled)		693	Unrestricted	60	Unrestricted	0	Unrestricted	0.00	0.00	0.00	4.23
		3	(untitled)		725	Unrestricted	60	Unrestricted	0	Unrestricted	0.00	0.00	0.00	4.02
	TC41	1	(untitled)	D	202	1850	8	278	73	24	40.97	3.91	41.15	44.90
2		(untitled)	D	256	1850	8	278	92	-2	78.82	7.58	79.19	82.78	
TC42	1	(untitled)	E	0	0	0	0	0	-100	0.00	0.00	0.00	0.00	
TC43	1	(untitled)		0	1800	60	1800	0	Unrestricted	0.00	0.00	0.00	0.00	
47	1	(untitled)		1300	1300	60	1300	100	-10	48.58	17.54	75.48	64.61	
48	1	(untitled)		1081	1965	60	1965	55	64	1.12	0.34	3.50	7.73	
49	1	(untitled)		1161	1900	60	1900	61	47	1.48	0.48	10.49	4.63	
	2	(untitled)		1367	1900	60	1900	72	25	2.41	0.92	20.09	5.56	
50	1	(untitled)		1422	1900	60	718	198	-55	897.85	364.47	4352.76	903.63	

51	1	(untitled)	993	1900	60	1900	52	72	1.04	0.29	4.38	5.53
----	---	------------	-----	------	----	------	----	----	------	------	------	------

Data Entry - Stage Start and End

Resultant Stage

Controller Stream	Resultant Stage	Is base stage	Library Stage ID	Phases in this stage	Stage start (s)	Stage end (s)	Stage duration (s)	User stage minimum (s)	Stage minimum (s)
769-1	1	✓	1	A,C	56	27	31	1	7
	2	✓	2	B	38	51	13	1	7
769-2	1	✓	4	D,E,H,I	43	5	22	1	1
	2	✓	5	F,G,J,K	19	28	9	1	9
770-1	1	✓	1	A,C	23	52	29	1	7
	2	✓	2	B	1	18	17	1	7
770-2	1	✓	4	D	42	23	41	1	7
	2	✓	5	E	28	35	7	1	5
770-3	1	✓	7	F,I,J	54	13	19	1	2
	2	✓	9	G,H	24	42	18	1	1
770-4	1	✓	11	L	44	24	40	1	7
	2	✓	12	M	29	37	8	1	6
771-1	1	✓	1	A,C	16	45	29	1	9
	2	✓	3	B	56	11	15	1	7
771-2	1	✓	5	D	6	28	22	1	7
	2	✓	6	E	33	1	28	1	7
TC777-1	1	✓	1	A,B,F	24	2	38	1	7
	2	✓	5	D,H,I	10	18	8	1	7
TC777-2	1	✓	1	J	55	40	45	1	7
	2	✓	2	K	45	50	5	1	5

Data Entry - Phase

Phase

Controller Stream	Phase	Phase	Minimum green (s)	Maximum green (s)	Relative start displacement (s)	Relative end displacement (s)	Type	
769-1	A	A	7	300	0	0	Traffic	
	B	B	7	300	0	0	Traffic	
	C	C	7	300	0	0	Pedestrian	
769-2	D	D	7	300	0	0	Traffic	
	E	E	7	300	0	0	Traffic	
	F	F	4	300	0	0	Traffic	
	G	G	4	300	0	0	Traffic	
	H	H	5	300	0	0	Pedestrian	
	I	I	7	300	0	0	Pedestrian	
	J	J	12	300	0	0	Pedestrian	
770-1	K	K	5	300	0	0	Pedestrian	
	A	A	7	300	0	0	Traffic	
	B	B	7	300	0	0	Traffic	
770-2	C	C	7	300	0	0	Pedestrian	
	D	D	7	300	0	0	Traffic	
770-3	E	E	5	300	0	0	Pedestrian	
	F	F	7	300	0	0	Traffic	
	G	G	4	300	0	0	Traffic	
	H	H	4	300	0	0	Traffic	
	I	I	5	300	0	0	Pedestrian	
	J	J	5	300	0	0	Pedestrian	
770-4	K	K	10	300	0	0	Pedestrian	
	L	L	7	300	0	0	Traffic	
771-1	M	M	6	300	0	0	Pedestrian	
	A	A	7	300	0	0	Traffic	
	B	B	7	300	0	0	Traffic	
771-2	C	C	9	300	0	0	Pedestrian	
	D	D	7	300	0	0	Traffic	
TC777-1	E	E	7	300	0	0	Traffic	
	F	F	7	300	0	1	Traffic	
	G	G	7	300	0	2	Traffic	
	H	H	7	300	0	0	Traffic	
	I	I	7	300	0	0	Traffic	
	J	J	5	300	0	0	Pedestrian	
	K	K	7	300	0	0	Pedestrian	
	TC777-2	L	L	6	300	0	0	Pedestrian
		I	I	5	300	0	0	Pedestrian
TC777-2	J	J	7	300	0	0	Traffic	
	K	K	5	300	0	0	Pedestrian	

Data Entry - Traffic Stream

Traffic Stream

Arm	Traffic Stream	Auto length	Length (m)	Traffic model	Max queue storage (PCU)	Traffic type	Has Saturation Flow	Is signal controlled	Is give way	Saturation flow source	Saturation flow (PCU/hr)	Delay weighting multiplier (%)	Stop weighting multiplier (%)
A	1	✓	74.52	CTM	0.00	Normal	✓	✓		Directly entered	2050	100	100
	2	✓	76.88	CTM	0.00	Normal	✓	✓		Directly entered	2050	100	100
	3	✓	78.61	CTM	0.00	Normal	✓	✓		Directly entered	2050	100	100

	4	✓	80.35	CTM	0.00	Normal	✓	✓		Directly entered	2050	100	100
Ac	1	✓	95.80	CTM	0.00	Normal	✓	✓		Directly entered	2263	100	100
	2	✓	92.34	CTM	0.00	Normal	✓	✓		Directly entered	2263	100	100
	3	✓	87.95	CTM	0.00	Normal	✓	✓		Directly entered	2263	100	100
Acf	1	✓	69.59	CTM	0.00	Normal	✓			Directly entered	2263	100	100
	2	✓	70.42	CTM	0.00	Normal	✓			Directly entered	2263	100	100
Af	1	✓	53.54	CTM	0.00	Normal	✓			Directly entered	2050	100	100
	2	✓	52.96	CTM	0.00	Normal	✓			Directly entered	2050	100	100
	3	✓	52.75	CTM	0.00	Normal	✓			Directly entered	2050	100	100
B	1	✓	94.67	CTM	0.00	Normal	✓	✓		Directly entered	2050	100	100
	2	✓	97.18	CTM	0.00	Normal	✓	✓		Directly entered	2150	100	100
	3	✓	99.69	CTM	0.00	Normal	✓	✓		Directly entered	2100	100	100
	4	✓	102.42	CTM	0.00	Normal	✓	✓		Directly entered	2050	100	100
Bc	1	✓	133.56	CTM	0.00	Normal	✓	✓		Directly entered	2050	100	100
	2	✓	132.12	CTM	0.00	Normal	✓	✓		Directly entered	2050	100	100
	3	✓	130.69	CTM	0.00	Normal	✓	✓		Directly entered	2050	100	100
Bcf	1	✓	62.67	CTM	0.00	Normal	✓			Directly entered	2263	100	100
	2	✓	63.14	CTM	0.00	Normal	✓			Directly entered	2263	100	100
	3	✓	62.35	CTM	0.00	Normal	✓			Directly entered	2263	100	100
	4	✓	62.25	CTM	0.00	Normal	✓			Directly entered	2263	100	100
Bf	1	✓	227.81	CTM	0.00	Normal	✓			Sum of lanes	1800	100	100
	2	✓	228.44	CTM	0.00	Normal	✓			Sum of lanes	1800	100	100
C	1	✓	121.13	CTM	0.00	Normal	✓	✓		Directly entered	2100	100	100
	2	✓	122.36	CTM	0.00	Normal	✓	✓		Directly entered	2200	100	100
	3	✓	124.35	CTM	0.00	Normal	✓	✓		Directly entered	2050	100	100
Cf	1	✓	144.60	CTM	0.00	Normal	✓			Sum of lanes	1965	100	100
	2	✓	145.86	CTM	0.00	Normal	✓			Sum of lanes	1965	100	100
D	1		55.00	CTM	0.00	Normal	✓	✓		Directly entered	2050	100	100
	2		55.00	CTM	0.00	Normal	✓	✓		Directly entered	1850	100	100
	3	✓	52.87	CTM	0.00	Normal	✓	✓		Directly entered	2250	100	100
	4	✓	55.42	CTM	0.00	Normal	✓	✓		Directly entered	2250	100	100
Dc	1	✓	50.27	CTM	0.00	Normal	✓	✓		Directly entered	2100	100	100
	2	✓	48.34	CTM	0.00	Normal	✓	✓		Directly entered	2100	100	100
	3	✓	46.42	CTM	0.00	Normal	✓	✓		Directly entered	2100	100	100

	4	✓	44.49	CTM	0.00	Normal	✓	✓		Directly entered	2100	100	100
Dcf	1	✓	65.95	CTM	0.00	Normal	✓			Directly entered	2050	100	100
	2	✓	65.92	CTM	0.00	Normal	✓			Directly entered	2100	100	100
	3	✓	66.55	CTM	0.00	Normal	✓			Directly entered	2100	100	100
	4	✓	66.73	CTM	0.00	Normal	✓			Directly entered	2100	100	100
	5	✓	66.90	CTM	0.00	Normal	✓			Directly entered	2100	100	100
	6	✓	67.13	CTM	0.00	Normal	✓			Directly entered	2100	100	100
Df	1		200.00	NetworkDefault	0.00	Normal	✓			Sum of lanes	1900	100	100
	2		200.00	NetworkDefault	0.00	Normal	✓			Directly entered	2250	100	100
Dxp	1	✓	46.62	NetworkDefault	0.00	Normal	✓	✓		Directly entered	2050	100	100
	2	✓	48.64	NetworkDefault	0.00	Normal	✓	✓		Directly entered	2050	100	100
Ec	1	✓	50.09	CTM	0.00	Normal	✓	✓		Directly entered	2150	100	100
	2	✓	48.43	CTM	0.00	Normal	✓	✓		Directly entered	2263	100	100
	3	✓	46.77	CTM	0.00	Normal	✓	✓		Directly entered	2263	100	100
	4	✓	45.11	CTM	0.00	Normal	✓	✓		Directly entered	2250	100	100
Ecf	1	✓	45.94	CTM	0.00	Normal	✓			Directly entered	2100	100	100
	2	✓	46.37	CTM	0.00	Normal	✓			Directly entered	2100	100	100
	3	✓	46.93	CTM	0.00	Normal	✓			Directly entered	2263	100	100
	4	✓	47.50	CTM	0.00	Normal	✓			Directly entered	2300	100	100
	5	✓	48.55	CTM	0.00	Normal	✓			Directly entered	2300	100	100
Ef	1	✓	127.54	NetworkDefault	0.00	Normal	✓			Directly entered	1900	100	100
	2	✓	127.54	NetworkDefault	0.00	Normal	✓			Sum of lanes	1900	100	100
Exp	1	✓	51.83	CTM	0.00	Normal	✓	✓		Directly entered	2050	100	100
	2	✓	53.71	CTM	0.00	Normal	✓	✓		Directly entered	2050	100	100
F	1	✓	85.13	CTM	0.00	Normal	✓	✓		Directly entered	2100	100	100
	2	✓	85.72	CTM	0.00	Normal	✓	✓		Directly entered	2100	100	100
	3	✓	87.25	CTM	0.00	Normal	✓	✓		Directly entered	2100	100	100
Fc	1	✓	183.21	CTM	0.00	Normal	✓	✓		Directly entered	2263	100	100
	2	✓	181.45	CTM	0.00	Normal	✓	✓		Directly entered	2263	100	100
	3	✓	180.28	CTM	0.00	Normal	✓	✓		Directly entered	2263	100	100
Ff	1	✓	275.73	CTM	0.00	Normal	✓			Sum of lanes	1900	100	100
	2	✓	275.39	CTM	0.00	Normal	✓			Sum of lanes	1900	100	100
G	1	✓	156.15	CTM	0.00	Normal	✓	✓		Directly entered	2050	100	100
	2	✓	152.60	CTM	0.00	Normal	✓	✓		Directly entered	2050	100	100

Gf	1	✓	38.89	CTM	0.00	Normal	✓			Directly entered	2050	100	100
	2	✓	38.45	CTM	0.00	Normal	✓			Directly entered	2050	100	100
xA	1	✓	229.66	CTM	0.00	Normal	✓			Directly entered	2263	100	100
	2	✓	230.01	CTM	0.00	Normal	✓			Directly entered	2263	100	100
xB	1	✓	77.15	NetworkDefault	0.00	Normal						100	100
xC	1	✓	115.60	CTM	0.00	Normal	✓			Sum of lanes	1900	100	100
	2	✓	115.98	CTM	0.00	Normal	✓			Sum of lanes	1900	100	100
xD	1	✓	121.71	NetworkDefault	0.00	Normal						100	100
	2	✓	122.74	NetworkDefault	0.00	Normal						100	100
xE	1	✓	173.89	NetworkDefault	0.00	Normal						100	100
	2	✓	173.83	NetworkDefault	0.00	Normal						100	100
xF	1	✓	162.53	NetworkDefault	0.00	Normal						100	100
Cc1	1	✓	95.76	CTM	0.00	Normal	✓	✓		Directly entered	2050	100	100
E1	1		80.00	CTM	0.00	Normal	✓	✓		Directly entered	2050	100	100
	2		80.00	CTM	0.00	Normal	✓	✓		Directly entered	2200	100	100
Gf1	1	✓	47.81	NetworkDefault	0.00	Normal			✓			100	100
Cc2	2	✓	90.51	CTM	0.00	Normal	✓	✓		Directly entered	2150	100	100
	3	✓	89.30	CTM	0.00	Normal	✓	✓		Directly entered	2050	100	100
	4	✓	90.64	CTM	0.00	Normal	✓	✓		Directly entered	2150	100	100
	5	✓	88.32	CTM	0.00	Normal	✓	✓		Directly entered	2050	100	100
	6	✓	87.88	CTM	0.00	Normal	✓	✓		Directly entered	2050	100	100
E2	3	✓	53.28	CTM	0.00	Normal	✓	✓		Directly entered	2150	100	100
	4	✓	54.33	CTM	0.00	Normal	✓	✓		Directly entered	2050	100	100
TC5	2	✓	23.03	CTM	0.00	Normal	✓	✓		Sum of lanes	2263	100	100
	3	✓	23.02	CTM	0.00	Normal	✓	✓		Directly entered	2263	100	100
	4	✓	24.43	CTM	0.00	Normal	✓	✓		Sum of lanes	1800	100	100
TC9	1	✓	91.71	CTM	0.00	Normal	✓	✓		Directly entered	1925	100	100
	2	✓	92.11	CTM	0.00	Normal	✓	✓		Sum of lanes	1966	100	100
	3	✓	92.69	CTM	0.00	Normal	✓	✓		Sum of lanes	1947	100	100
TC35	1	✓	24.16	CTM	0.00	Normal	✓	✓		Directly entered	1900	100	100
TC36	1	✓	25.22	NetworkDefault	0.00	Normal	✓			Sum of lanes	1800	100	100
TC37	1	✓	44.32	CTM	0.00	Normal	✓	✓		Directly entered	1850	100	100
TC38	1	✓	21.32	CTM	0.00	Normal	✓		✓	Directly entered	1850	100	100
TC39	2	✓	35.24	CTM	0.00	Normal	✓			Directly entered	2263	100	100
	3	✓	33.28	CTM	0.00	Normal	✓			Directly entered	2263	100	100
TC40	2	✓	58.74	PDM	0.00	Normal						100	100
	3	✓	55.82	PDM	0.00	Normal						100	100

TC41	1	✓	54.63	CTM	0.00	Normal	✓	✓		Directly entered	1850	100	100
	2	✓	55.07	CTM	0.00	Normal	✓	✓		Directly entered	1850	100	100
TC42	1	✓	23.35	NetworkDefault	0.00	Normal	✓	✓		Sum of lanes	1771	100	100
TC43	1	✓	52.01	NetworkDefault	0.00	Normal	✓			Sum of lanes	1800	100	100
47	1	✓	133.63	CTM	0.00	Normal	✓			Directly entered	1300	100	100
48	1	✓	55.12	NetworkDefault	0.00	Normal	✓			Sum of lanes	1965	100	100
49	1	✓	26.24	NetworkDefault	0.00	Normal	✓			Directly entered	1900	100	100
	2	✓	26.24	NetworkDefault	0.00	Normal	✓			Directly entered	1900	100	100
50	1	✓	48.15	NetworkDefault	0.00	Normal	✓			Sum of lanes	1900	100	100
51	1	✓	37.47	NetworkDefault	0.00	Normal	✓			Sum of lanes	1900	100	100

Data entry - Link

Results - Pedestrian

Pedestrian Crossings: Pedestrian summary

Time Segment	Pedestrian crossing	Side	Calculated Flow Entering (Ped/hr)	Degree of saturation (%)	Actual green (s (per cycle))	Mean Delay Per Ped (s)	Mean max queue (Ped)
16:30-17:30	1	1	0	0	7	0.00	0.00
		2	0	0	7	0.00	0.00
	2	1	0	0	29	0.00	0.00
		2	0	0	29	0.00	0.00
	3	1	0	0	8	0.00	0.00
		2	0	0	8	0.00	0.00
	4	1	0	0	23	0.00	0.00
		2	0	0	23	0.00	0.00
	5	1	0	0	23	0.00	0.00
		2	0	0	23	0.00	0.00
	6	1	0	0	0	0.00	0.00
		2	0	0	0	0.00	0.00
	7	1	0	0	29	0.00	0.00
		2	0	0	29	0.00	0.00
	8	1	0	0	31	0.00	0.00
		2	0	0	31	0.00	0.00
	9	1	0	0	12	0.00	0.00
		2	0	0	12	0.00	0.00
	10	1	0	0	17	0.00	0.00
		2	0	0	17	0.00	0.00
	11	1	0	0	28	0.00	0.00
		2	0	0	28	0.00	0.00
	12	1	0	0	28	0.00	0.00
		2	0	0	28	0.00	0.00
	13	1	0	0	11	0.00	0.00
		2	0	0	11	0.00	0.00
	14	1	0	0	39	0.00	0.00
		2	0	0	39	0.00	0.00
	15	1	0	0	0	0.00	0.00
		2	0	0	0	0.00	0.00
	16	1	0	0	9	0.00	0.00
		2	0	0	9	0.00	0.00
	17	1	0	0	5	0.00	0.00
		2	0	0	5	0.00	0.00

Traffic Stream Results

Traffic Stream Results: Vehicle summary

Time Segment	Arm	Traffic Stream	Degree of saturation (%)	Practical reserve capacity (%)	Calculated flow entering (PCU/hr)	Calculated sat flow (PCU/hr)	Actual green (s (per cycle))	Mean Delay per Veh (s)	Mean max queue (PCU)	Utilised storage (%)	Weighted cost of delay (£ per hr)	Weighted cost of stops (£ per hr)	Performance Index (£ per hr)
	A	1	96	-7	955	2050	28	43.70	19.06	147.09	164.61	33.68	198.29
		2	41	119	408	2050	28	8.81	2.72	20.35	14.17	5.28	19.45
		3	67	35	661	2050	28	13.17	10.02	73.28	34.34	13.15	47.49
		4	97	-7	962	2050	28	49.24	22.60	161.76	186.84	39.93	226.77
	Ac	1	100	-10	867	2263	22	95.61	30.47	182.85	327.14	53.15	380.29
		2	37	145	292	2263	22	33.59	5.36	33.37	38.69	5.43	44.12
		3	64	41	554	2263	22	5.63	2.88	18.81	12.29	3.97	16.26

16:30-17:30	Acf	1	100	-10	1160	2263	60	63.78	27.77	229.43	291.71	48.78	340.48
		2	24	268	554	2263	60	0.26	0.04	0.32	0.56	0.00	0.56
	Af	1	69	30	1363	2050	60	2.52	5.44	58.45	13.54	1.95	15.49
		2	32	179	661	2050	60	0.42	0.08	0.83	1.09	0.00	1.09
		3	51	77	962	2050	60	1.02	1.71	18.66	3.88	0.57	4.45
	B	1	100	-10	58	2050	13	1185.83	19.55	118.75	271.10	8.66	279.75
		2	40	125	199	2150	13	35.57	3.44	20.35	27.89	6.63	34.52
		3	50	79	246	2100	13	14.83	3.42	19.75	14.40	6.54	20.94
		4	45	100	215	2050	13	13.15	2.59	14.52	11.18	1.95	13.12
	Bc	1	64	41	787	2050	35	6.41	7.52	32.38	19.89	10.40	30.28
		2	86	5	944	2050	35	20.99	14.18	61.70	78.20	24.77	102.96
		3	93	-3	1145	2050	35	26.96	24.53	107.93	121.81	37.07	158.87
	Bcf	1	81	12	1822	2263	60	3.25	1.65	15.12	23.40	0.00	23.40
		2	35	159	787	2263	60	0.42	0.09	0.84	1.32	0.00	1.32
		3	42	116	944	2263	60	0.57	0.15	1.38	2.12	0.00	2.12
		4	52	73	1145	2263	60	0.91	5.74	53.01	4.11	0.56	4.67
	Bf	1	99	-9	255	1800	60	565.04	46.17	116.53	567.99	16.23	584.22
		2	26	250	463	1800	60	0.35	0.04	0.11	0.63	0.01	0.64
	C	1	80	12	450	2100	15	33.21	8.10	38.44	58.95	6.03	64.98
		2	60	50	344	2200	15	23.97	5.22	24.55	32.53	3.92	36.45
		3	53	71	287	2050	15	22.47	4.11	19.03	25.44	3.09	28.53
	Cf	1	23	293	450	1965	60	0.27	0.03	0.14	0.48	0.00	0.48
		2	32	180	631	1965	60	0.43	0.08	0.30	1.08	0.00	1.08
	D	1	67	34	413	2050	17	24.32	6.02	62.91	39.62	11.51	51.13
		2	35	157	194	1850	17	18.17	2.50	26.11	13.90	4.67	18.57
		3	49	82	333	2250	17	19.85	4.31	46.86	26.07	8.29	34.37
		4	64	42	429	2250	17	22.77	6.07	62.94	38.53	11.65	50.18
	Dc	1	46	96	546	2100	33	5.03	2.51	28.74	10.84	4.23	15.06
		2	81	12	960	2100	33	17.07	8.59	102.21	64.63	16.73	81.37
		3	18	400	214	2100	33	2.81	0.49	6.10	2.37	0.96	3.33
		4	30	205	352	2100	33	5.73	2.38	30.77	7.95	2.58	10.53
	Dcf	1	55	64	1124	2050	60	1.06	0.33	2.90	4.72	0.00	4.72
		2	34	166	710	2100	60	0.44	0.09	0.75	1.23	0.00	1.23
		3	26	246	546	2100	60	0.30	0.05	0.39	0.65	0.00	0.65
		4	65	38	960	2100	60	5.06	7.46	64.24	19.17	7.48	26.65
		5	10	782	214	2100	60	0.10	0.01	0.05	0.08	0.00	0.08
		6	17	437	352	2100	60	0.17	0.02	0.14	0.24	0.01	0.25
	Df	1	32	182	607	1900	60	0.44	0.07	0.22	1.06	0.00	1.06
		2	34	166	762	2250	60	0.41	0.09	0.25	1.23	0.00	1.23
	Dxp	1	78	15	1124	2050	41	5.38	3.07	37.87	23.83	5.69	29.52
		2	57	58	819	2050	41	1.73	0.46	5.49	5.60	0.88	6.48
	Ec	1	81	11	726	2150	24	17.47	7.60	87.29	50.05	14.74	64.79
		2	43	108	408	2263	24	11.78	3.52	41.74	18.95	6.76	25.71
		3	70	28	662	2263	24	12.67	4.68	57.59	33.09	9.27	42.36
		4	43	110	401	2250	24	5.81	2.48	31.59	9.18	2.35	11.54
	Ecf	1	37	141	646	2100	60	1.45	2.43	30.41	3.70	2.03	5.73
		2	62	46	1273	2100	60	1.45	2.88	35.68	7.26	1.86	9.12
3		18	399	408	2263	60	0.17	0.02	0.24	0.28	0.00	0.28	
4		29	213	662	2300	60	0.32	0.06	0.70	0.83	0.00	0.83	
5		20	361	449	2300	60	0.19	0.02	0.28	0.34	0.00	0.34	
Ef	1	45	99	859	1900	60	0.78	0.19	0.84	2.65	0.00	2.65	
	2	138	-35	627	1900	60	511.79	94.34	425.29	1265.75	21.03	1286.78	
Exp	1	46	95	646	2050	40	10.04	7.01	77.78	25.59	13.43	39.02	
	2	39	131	547	2050	40	10.25	8.05	86.15	22.10	14.60	36.70	
F	1	42	116	233	2100	15	20.45	3.13	21.11	18.79	6.01	24.80	
	2	53	70	297	2100	15	22.41	4.09	27.45	26.25	7.87	34.12	
	3	83	9	463	2100	15	35.24	8.11	53.42	64.36	15.40	79.75	
		1	42	113	573	2263	35	4.39	5.24	16.44	9.92	4.63	14.55

Fc	2	53	69	690	2263	35	5.62	12.10	38.36	15.31	8.08	23.39
	3	102	-12	948	2263	35	137.02	51.01	162.69	512.37	56.70	569.07
Ff	1	28	223	530	1900	60	0.37	0.05	0.11	0.77	0.00	0.77
	2	24	269	463	1900	60	0.31	0.04	0.08	0.56	0.00	0.56
G	1	100	-10	267	2050	15	420.68	34.77	128.03	443.61	19.15	462.76
	2	45	102	236	2050	15	32.93	4.02	15.16	30.68	7.76	38.44
Gf	1	100	-10	243	2050	60	145.43	11.97	176.94	139.63	17.13	156.76
	2	10	769	212	2050	60	0.10	0.01	0.09	0.08	0.00	0.08
xA	1	39	129	746	2263	60	1.66	2.45	6.12	4.90	3.19	8.08
	2	32	181	725	2263	60	0.37	0.08	0.19	1.07	0.00	1.07
xB	1	0	Unrestricted	1822	Unrestricted	60	0.00	0.00	0.00	0.00	0.00	0.00
xC	1	100	-10	650	1900	60	131.47	30.03	149.39	337.10	25.03	362.13
	2	95	-5	618	1900	60	64.12	20.25	100.38	156.33	20.26	176.59
xD	1	0	Unrestricted	1124	Unrestricted	60	0.00	0.00	0.00	0.00	0.00	0.00
	2	0	Unrestricted	819	Unrestricted	60	0.00	0.00	0.00	0.00	0.00	0.00
xE	1	0	Unrestricted	646	Unrestricted	60	0.00	0.00	0.00	0.00	0.00	0.00
	2	0	Unrestricted	542	Unrestricted	60	0.00	0.00	0.00	0.00	0.00	0.00
xF	1	0	Unrestricted	840	Unrestricted	60	0.00	0.00	0.00	0.00	0.00	0.00
Cc1	1	72	25	765	2050	30	15.64	13.75	82.55	47.16	22.08	69.23
E1	1	35	156	312	2050	25	12.46	3.22	23.13	15.34	6.18	21.52
	2	91	-1	547	2200	25	39.96	9.86	70.84	86.21	19.72	105.93
Gf1	1	18	387	48	673	60	20.44	0.73	8.82	3.87	1.20	5.07
Cc2	2	100	-10	1025	2150	29	80.46	30.29	192.43	325.32	20.75	346.08
	3	60	49	619	2050	29	17.09	9.18	59.11	41.71	7.97	49.68
	4	84	7	907	2150	29	24.57	15.20	96.40	87.89	12.69	100.57
	5	6	1337	64	2050	29	5.73	0.34	2.22	1.45	0.37	1.82
	6	21	329	215	2050	29	0.47	0.03	0.18	0.39	0.00	0.40
E2	3	100	-10	243	2150	25	199.68	14.29	154.21	191.73	17.59	209.32
	4	24	277	212	2050	25	2.81	0.30	3.15	2.35	0.57	2.93
TC5	2	39	133	584	2263	38	4.96	3.02	75.42	11.43	2.27	13.70
	3	48	87	725	2263	38	1.18	0.28	6.89	3.39	0.21	3.59
	4	0	-100	0	0	0	0.00	0.00	0.00	0.00	0.00	0.00
TC9	1	80	12	1161	1925	42	9.76	11.99	75.18	44.69	8.22	52.91
	2	42	114	621	1966	42	3.63	3.44	21.47	8.89	2.55	11.43
	3	51	76	746	1947	42	4.33	4.74	29.44	12.73	3.27	16.00
TC35	1	13	603	162	1900	38	2.36	1.46	34.72	1.51	0.49	2.00
TC36	1	32	185	568	1800	60	0.46	0.07	1.66	1.03	0.00	1.03
TC37	1	8	1060	110	1850	45	1.86	0.43	5.59	0.81	0.90	1.71
TC38	1	25	263	110	444	60	2.08	2.46	66.25	0.90	1.12	2.02
TC39	2	26	249	584	2263	60	0.28	0.04	0.73	0.64	0.00	0.64
	3	32	181	725	2263	60	0.37	0.08	1.30	1.07	0.00	1.07
TC40	2	0	Unrestricted	693	Unrestricted	60	0.00	0.00	0.00	0.00	0.00	0.00
	3	0	Unrestricted	725	Unrestricted	60	0.00	0.00	0.00	0.00	0.00	0.00
TC41	1	73	24	202	1850	8	40.97	3.91	41.15	32.64	8.03	40.67
	2	92	-2	256	1850	8	78.82	7.58	79.19	79.59	14.31	93.89
TC42	1	0	-100	0	0	0	0.00	0.00	0.00	0.00	0.00	0.00
TC43	1	0	Unrestricted	0	1800	60	0.00	0.00	0.00	0.00	0.00	0.00
47	1	100	-10	1300	1300	60	48.58	17.54	75.48	249.09	0.00	249.09
48	1	55	64	1081	1965	60	1.12	0.34	3.50	4.77	0.00	4.77
49	1	61	47	1161	1900	60	1.48	0.48	10.49	6.80	0.00	6.80
	2	72	25	1367	1900	60	2.41	0.92	20.09	13.02	0.00	13.02
50	1	198	-55	1422	1900	60	897.85	364.47	4352.76	5036.06	44.30	5080.36
51	1	52	72	993	1900	60	1.04	0.29	4.38	4.06	0.00	4.06

Traffic Stream Results: Flows and signals

Time Segment	Arm	Traffic Stream	Calculated flow entering (PCU/hr)	Calculated flow out (PCU/hr)	Flow discrepancy (PCU/hr)	Adjusted flow warning	Calculated sat flow (PCU/hr)	Calculated capacity (PCU/hr)	Degree of saturation (%)	DOS Threshold exceeded	Practical reserve capacity (%)	Mean modulus of error	Actual green (s (per cycle))
--------------	-----	----------------	-----------------------------------	------------------------------	---------------------------	-----------------------	------------------------------	------------------------------	--------------------------	------------------------	--------------------------------	-----------------------	------------------------------

A	1	955	955	0		2050	991	96	✓	-7	0.38	28
	2	408	408	-1	✓	2050	991	41		119	0.36	28
	3	661	661	-1		2050	991	67		35	0.46	28
	4	962	962	-1		2050	991	97	✓	-7	0.47	28
Ac	1	867	867	18	✓	2263	867	100	✓	-10	0.91	22
	2	292	292	-1		2263	796	37		145	1.70	22
	3	554	554	1	✓	2263	867	64		41	1.16	22
Acf	1	1160	1159	16	✓	2263	1159	100	✓	-10	0.67	60
	2	554	554	1	✓	2263	2263	24		268	1.16	60
Af	1	1363	1363	-1	✓	2050	1965	69		30	0.38	60
	2	661	661	-1		2050	2050	32		179	0.46	60
	3	962	962	-1		2050	1892	51		77	0.48	60
B	1	58	58	55	✓	2050	58	100	✓	-10	1.10	13
	2	199	198	192	✓	2150	498	40		125	1.10	13
	3	246	246	243	✓	2100	490	50		79	0.68	13
	4	215	215	212	✓	2050	478	45		100	0.68	13
Bc	1	787	787	-2	✓	2050	1230	64		41	0.82	35
	2	944	944	1	✓	2050	1101	86		5	0.66	35
	3	1145	1145	0	✓	2050	1230	93	✓	-3	0.71	35
Bcf	1	1822	1822	18	✓	2263	2263	81		12	0.29	60
	2	787	787	-2	✓	2263	2263	35		159	0.82	60
	3	944	944	1	✓	2263	2263	42		116	0.66	60
	4	1145	1145	0	✓	2263	2206	52		73	0.72	60
Bf	1	255	257	249	✓	1800	257	99	✓	-9	0.68	60
	2	463	462	453	✓	1800	1800	26		250	0.68	60
C	1	450	450	0		2100	560	80		12	0.00	15
	2	344	344	0		2200	573	60		50	0.00	15
	3	287	287	1		2050	547	53		71	0.00	15
Cf	1	450	450	0		1965	1965	23		293	0.00	60
	2	631	631	1		1965	1965	32		180	0.00	60
D	1	413	413	0		2050	615	67		34	0.00	17
	2	194	194	0		1850	555	35		157	0.00	17
	3	333	333	0		2250	675	49		82	0.00	17
	4	429	429	-1		2250	675	64		42	0.00	17
Dc	1	546	546	19	✓	2100	1190	46		96	0.87	33
	2	960	960	211	✓	2100	1190	81		12	0.83	33
	3	214	214	35	✓	2100	1190	18		400	1.18	33
	4	352	349	213	✓	2100	1190	30		205	1.20	33
Dcf	1	1124	1124	30	✓	2050	2050	55		64	0.82	60
	2	710	710	175	✓	2100	2100	34		166	1.02	60
	3	546	546	19	✓	2100	2100	26		246	0.87	60
	4	960	960	211	✓	2100	1477	65		38	0.90	60
	5	214	214	35	✓	2100	2100	10		782	1.18	60
	6	352	352	213	✓	2100	2100	17		437	1.20	60
Df	1	607	607	0		1900	1900	32		182	0.00	60
	2	762	762	-1		2250	2250	34		166	0.00	60
Dxp	1	1124	1124	30	✓	2050	1435	78		15	0.77	41
	2	819	819	66	✓	2050	1435	57		58	0.95	41
Ec	1	726	726	7	✓	2150	896	81		11	0.74	24
	2	408	407	36	✓	2263	943	43		108	1.12	24
	3	662	658	215	✓	2263	943	70		28	1.04	24
	4	401	401	1	✓	2250	938	43		110	1.31	24
Ecf	1	646	646	19	✓	2100	1732	37		141	0.88	60
	2	1273	1273	211	✓	2100	2068	62		46	0.65	60
	3	408	408	36	✓	2263	2263	18		399	1.12	60
	4	662	662	215	✓	2300	2300	29		213	1.04	60
	5	449	449	0	✓	2300	2300	20		361	1.32	60

16:30-17:30	Ef	1	859	859	-1	✓	1900	1900	45		99	0.00	60
		2	627	456	0		1900	456	138	✓	-35	0.00	60
	Exp	1	646	646	19	✓	2050	1401	46		95	0.76	40
		2	547	542	204	✓	2050	1401	39		131	1.04	40
	F	1	233	233	0		2100	560	42		116	0.00	15
		2	297	297	-1		2100	560	53		70	0.00	15
		3	463	463	-1	✓	2100	560	83		9	0.00	15
	Fc	1	573	573	36	✓	2263	1358	42		113	1.11	35
		2	690	690	219	✓	2263	1300	53		69	1.26	35
		3	948	928	0	✓	2263	928	102	✓	-12	0.90	35
	Ff	1	530	530	-1		1900	1900	28		223	0.00	60
		2	463	463	-1	✓	1900	1900	24		269	0.00	60
	G	1	267	267	91	✓	2050	267	100	✓	-10	1.02	15
		2	236	236	79	✓	2050	529	45		102	1.29	15
	Gf	1	243	243	92	✓	2050	243	100	✓	-10	1.49	60
		2	212	212	80	✓	2050	2050	10		769	1.35	60
	xA	1	746	746	31	✓	2263	1903	39		129	0.99	60
		2	725	725	223	✓	2263	2263	32		181	1.32	60
	xB	1	1822	1822	18	✓	Unrestricted	Unrestricted	0		Unrestricted	0.23	60
	xC	1	650	650	103	✓	1900	650	100	✓	-10	0.67	60
		2	618	650	91	✓	1900	650	95	✓	-5	0.93	60
	xD	1	1124	1124	30	✓	Unrestricted	Unrestricted	0		Unrestricted	0.69	60
		2	819	819	66	✓	Unrestricted	Unrestricted	0		Unrestricted	0.87	60
	xE	1	646	646	20	✓	Unrestricted	Unrestricted	0		Unrestricted	0.87	60
		2	542	542	208	✓	Unrestricted	Unrestricted	0		Unrestricted	1.12	60
	xF	1	840	840	7	✓	Unrestricted	Unrestricted	0		Unrestricted	0.73	60
	Cc1	1	765	765	23	✓	2050	1059	72		25	1.01	30
	E1	1	312	312	0		2050	888	35		156	0.00	25
		2	547	547	-1	✓	2200	600	91	✓	-1	0.00	25
	Gf1	1	48	48	-1		673	260	18		387	1.37	60
	Cc2	2	1025	1025	30	✓	2150	1025	100	✓	-10	0.75	29
		3	619	616	208	✓	2050	1025	60		49	0.72	29
		4	907	905	193	✓	2150	1075	84		7	0.65	29
		5	64	64	35	✓	2050	1025	6		1337	0.90	29
		6	215	215	212	✓	2050	1025	21		329	1.53	29
	E2	3	243	243	92	✓	2150	243	100	✓	-10	1.24	25
		4	212	212	80	✓	2050	888	24		277	1.24	25
	TC5	2	584	584	1		2263	1509	39		133	1.07	38
		3	725	725	223	✓	2263	1509	48		87	1.32	38
		4	0	0	0		0	0	0		-100	0.00	0
	TC9	1	1161	1161	-1	✓	1925	1444	80		12	0.00	42
		2	621	621	0		1966	1475	42		114	0.00	42
		3	746	746	0		1947	1460	51		76	0.00	42
	TC35	1	162	162	31	✓	1900	1267	13		603	1.20	38
	TC36	1	568	568	-1		1800	1800	32		185	0.00	60
	TC37	1	110	110	0		1850	1418	8		1060	0.00	45
	TC38	1	110	109	0		444	444	25		263	0.47	60
	TC39	2	584	584	1		2263	2263	26		249	1.25	60
		3	725	725	223	✓	2263	2263	32		181	1.32	60
	TC40	2	693	694	1	✓	Unrestricted	Unrestricted	0		Unrestricted	0.77	60
3		725	728	223	✓	Unrestricted	Unrestricted	0		Unrestricted	1.24	60	
TC41	1	202	202	0		1850	278	73		24	0.00	8	
	2	256	256	-1		1850	278	92	✓	-2	0.00	8	
TC42	1	0	0	0		0	0	0		-100	0.00	0	
TC43	1	0	0	0		1800	1800	0		Unrestricted	0.00	60	
47	1	1300	1300	162	✓	1300	1300	100	✓	-10	0.00	60	
48	1	1081	1081	1		1965	1965	55		64	0.00	60	

49	1	1161	1161	-1	✓	1900	1900	61		47	0.00	60
	2	1367	1367	0		1900	1900	72		25	0.00	60
50	1	1422	718	-2	✓	1900	718	198	✓	-55	0.00	60
51	1	993	993	-2	✓	1900	1900	52		72	0.00	60

Traffic Stream Results: Stops and delays

Time Segment	Arm	Traffic Stream	Mean Cruise Time per Veh (s)	Mean Delay per Veh (s)	Total delay (PCU-hr/hr)	Weighted cost of delay (£ per hr)	Mean stops per Veh (%)	Total stops (Stops per hr)	Weighted cost of stops (£ per hr)
	A	1	5.59	43.70	11.59	164.61	109.87	1049.22	33.68
		2	5.77	8.81	1.00	14.17	40.33	164.53	5.28
		3	5.90	13.17	2.42	34.34	61.97	409.63	13.15
		4	6.03	49.24	13.16	186.84	129.32	1244.10	39.93
	Ac	1	7.19	95.61	23.04	327.14	190.89	1655.90	53.15
		2	9.50	33.59	2.72	38.69	108.95	318.12	5.43
		3	6.60	5.63	0.87	12.29	22.34	123.72	3.97
	Acf	1	5.22	63.78	20.54	291.71	131.06	1519.55	48.78
		2	7.24	0.26	0.04	0.56	0.01	0.03	0.00
	Af	1	6.42	2.52	0.95	13.54	11.41	155.56	1.95
		2	6.36	0.42	0.08	1.09	0.00	0.00	0.00
		3	6.33	1.02	0.27	3.88	4.73	45.47	0.57
	B	1	7.10	1185.83	19.09	271.10	463.94	269.75	8.66
		2	7.29	35.57	1.96	27.89	104.01	206.44	6.63
		3	7.48	14.83	1.01	14.40	82.92	203.88	6.54
		4	12.29	13.15	0.79	11.18	72.20	155.22	1.95
	Bc	1	10.02	6.41	1.40	19.89	41.15	323.87	10.40
		2	9.91	20.99	5.51	78.20	81.70	771.58	24.77
		3	9.80	26.96	8.58	121.81	100.82	1154.77	37.07
	Bcf	1	4.35	3.25	1.65	23.40	0.00	0.00	0.00
		2	5.39	0.42	0.09	1.32	0.00	0.00	0.00
		3	5.80	0.57	0.15	2.12	0.00	0.00	0.00
		4	6.17	0.91	0.29	4.11	2.37	27.11	0.56
	Bf	1	27.34	565.04	40.00	567.99	504.22	1294.56	16.23
		2	27.41	0.35	0.04	0.63	0.13	0.61	0.01
	C	1	14.54	33.21	4.15	58.95	106.90	481.04	6.03
		2	14.68	23.97	2.29	32.53	90.94	312.82	3.92
		3	14.92	22.47	1.79	25.44	85.94	246.64	3.09
	Cf	1	17.35	0.27	0.03	0.48	0.00	0.00	0.00
		2	17.50	0.43	0.08	1.08	0.00	0.00	0.00
	D	1	4.13	24.32	2.79	39.62	86.80	358.47	11.51
		2	4.13	18.17	0.98	13.90	74.96	145.42	4.67
		3	3.97	19.85	1.84	26.07	77.60	258.39	8.29
		4	4.16	22.77	2.71	38.53	84.58	362.84	11.65
	Dc	1	3.77	5.03	0.76	10.84	24.11	131.65	4.23
		2	3.63	17.07	4.55	64.63	54.30	521.25	16.73
		3	3.48	2.81	0.17	2.37	13.92	29.76	0.96
		4	3.34	5.73	0.56	7.95	23.02	80.36	2.58
	Dcf	1	4.95	1.06	0.33	4.72	0.00	0.00	0.00
		2	4.94	0.44	0.09	1.23	0.00	0.01	0.00
		3	6.08	0.30	0.05	0.65	0.00	0.01	0.00
		4	6.93	5.06	1.35	19.17	39.85	382.60	7.48
		5	5.02	0.10	0.01	0.08	0.01	0.02	0.00
		6	5.04	0.17	0.02	0.24	0.05	0.18	0.01
	Df	1	24.00	0.44	0.07	1.06	0.00	0.00	0.00
		2	24.00	0.41	0.09	1.23	0.00	0.00	0.00
	Dxp	1	3.50	5.38	1.68	23.83	15.77	177.22	5.69
		2	3.65	1.73	0.39	5.60	3.34	27.37	0.88
		1	3.76	17.47	3.52	50.05	63.22	459.19	14.74

16:30-17:30	Ec	2	3.63	11.78	1.33	18.95	51.72	210.51	6.76
		3	3.51	12.67	2.33	33.09	43.87	288.71	9.27
		4	3.38	5.81	0.65	9.18	18.28	73.32	2.35
	Ecf	1	3.45	1.45	0.26	3.70	9.80	63.29	2.03
		2	3.48	1.45	0.51	7.26	4.55	57.86	1.86
		3	3.52	0.17	0.02	0.28	0.00	0.00	0.00
		4	3.56	0.32	0.06	0.83	0.00	0.00	0.00
		5	3.64	0.19	0.02	0.34	0.00	0.00	0.00
	Ef	1	15.31	0.78	0.19	2.65	0.00	0.00	0.00
		2	15.31	511.79	89.14	1265.75	368.20	1677.50	21.03
	Exp	1	3.89	10.04	1.80	25.59	64.76	418.29	13.43
		2	4.03	10.25	1.56	22.10	83.92	454.97	14.60
	F	1	6.38	20.45	1.32	18.79	80.41	187.35	6.01
		2	6.43	22.41	1.85	26.25	82.59	245.29	7.87
		3	6.54	35.24	4.53	64.36	103.61	479.72	15.40
	Fc	1	19.36	4.39	0.70	9.92	49.74	284.98	4.63
		2	18.74	5.62	1.08	15.31	69.10	476.79	8.08
		3	19.55	137.02	36.08	512.37	395.45	3669.72	56.70
	Ff	1	33.09	0.37	0.05	0.77	0.00	0.00	0.00
		2	33.05	0.31	0.04	0.56	0.00	0.00	0.00
	G	1	16.06	420.68	31.24	443.61	419.68	1121.80	19.15
		2	11.45	32.93	2.16	30.68	102.30	241.77	7.76
	Gf	1	2.92	145.43	9.83	139.63	219.25	533.54	17.13
		2	2.88	0.10	0.01	0.08	0.00	0.00	0.00
	xA	1	17.22	1.66	0.34	4.90	13.30	99.24	3.19
		2	17.25	0.37	0.08	1.07	0.00	0.00	0.00
	xB	1	5.79	0.00	0.00	0.00	0.00	0.00	0.00
	xC	1	8.67	131.47	23.74	337.10	119.96	779.73	25.03
		2	8.70	64.12	11.01	156.33	97.53	631.27	20.26
	xD	1	9.13	0.00	0.00	0.00	0.00	0.00	0.00
		2	9.21	0.00	0.00	0.00	0.00	0.00	0.00
	xE	1	13.04	0.00	0.00	0.00	0.00	0.00	0.00
		2	13.04	0.00	0.00	0.00	0.00	0.00	0.00
	xF	1	12.19	0.00	0.00	0.00	0.00	0.00	0.00
	Cc1	1	6.46	15.64	3.32	47.16	72.25	552.37	22.08
	E1	1	6.00	12.46	1.08	15.34	61.75	192.65	6.18
		2	6.00	39.96	6.07	86.21	112.30	614.28	19.72
	Gf1	1	3.59	20.44	0.27	3.87	77.91	37.40	1.20
		2	10.78	80.46	22.91	325.32	157.82	1617.68	20.75
		3	9.80	17.09	2.94	41.71	81.60	502.65	7.97
		4	10.28	24.57	6.19	87.89	95.49	864.54	12.69
		5	9.15	5.73	0.10	1.45	31.89	20.47	0.37
		6	7.91	0.47	0.03	0.39	0.01	0.03	0.00
	E2	3	4.00	199.68	13.50	191.73	225.09	547.92	17.59
		4	4.07	2.81	0.17	2.35	8.42	17.87	0.57
	TC5	2	2.76	4.96	0.81	11.43	31.03	181.22	2.27
		3	2.76	1.18	0.24	3.39	2.27	16.50	0.21
4		0.00	0.00	0.00	0.00	0.00	0.00	0.00	
1		11.00	9.76	3.15	44.69	56.48	655.69	8.22	
TC9	2	11.05	3.63	0.63	8.89	32.69	203.01	2.55	
	3	11.12	4.33	0.90	12.73	34.93	260.58	3.27	
	1	2.90	2.36	0.11	1.51	24.01	38.93	0.49	
TC35	1	2.90	2.36	0.11	1.51	24.01	38.93	0.49	
TC36	1	3.03	0.46	0.07	1.03	0.00	0.00	0.00	
TC37	1	3.19	1.86	0.06	0.81	23.51	25.86	0.90	
TC38	1	1.53	2.08	0.06	0.90	29.45	32.16	1.12	
TC39	2	2.54	0.28	0.04	0.64	0.00	0.00	0.00	
	3	2.40	0.37	0.08	1.07	0.00	0.00	0.00	

	TC40	2	4.23	0.00	0.00	0.00	0.00	0.00	0.00
		3	4.02	0.00	0.00	0.00	0.00	0.00	0.00
	TC41	1	3.93	40.97	2.30	32.64	114.13	230.55	8.03
		2	3.97	78.82	5.60	79.59	160.44	410.72	14.31
	TC42	1	0.00	0.00	0.00	0.00	0.00	0.00	0.00
	TC43	1	0.00	0.00	0.00	0.00	0.00	0.00	0.00
	47	1	16.04	48.58	17.54	249.09	0.00	0.00	0.00
	48	1	6.61	1.12	0.34	4.77	0.00	0.00	0.00
	49	1	3.15	1.48	0.48	6.80	0.00	0.00	0.00
		2	3.15	2.41	0.92	13.02	0.00	0.00	0.00
	50	1	5.78	897.85	354.65	5036.06	492.40	3533.49	44.30
	51	1	4.50	1.04	0.29	4.06	0.00	0.00	0.00

Traffic Stream Results: Queues and blocking

Time Segment	Arm	Traffic Stream	Initial queue (PCU)	Mean max queue (PCU)	Max queue storage (PCU)	Utilised storage (%)	Excess queue penalty (£ per hr)	Wasted time total (s (per cycle))	Estimated blocking
	A	1	0.00	19.06	12.96	147.09	0.00	0.00	
		2	0.00	2.72	13.37	20.35	0.00	0.00	
		3	0.00	10.02	13.67	73.28	0.00	0.00	
		4	0.00	22.60	13.97	161.76	0.00	0.00	
	Ac	1	0.00	30.47	16.66	182.85	0.00	0.00	
		2	0.00	5.36	16.06	33.37	0.00	14.89	
		3	0.00	2.88	15.30	18.81	0.00	4.00	
	Acf	1	0.00	27.77	12.10	229.43	0.00	29.26	
		2	0.00	0.04	12.25	0.32	0.00	28.00	
	Af	1	0.00	5.44	9.31	58.45	0.00	8.49	
		2	0.00	0.08	9.21	0.83	0.00	6.00	
		3	0.00	1.71	9.17	18.66	0.00	10.61	
	B	1	0.00	19.55	16.46	118.75	0.00	12.30	
		2	0.00	3.44	16.90	20.35	0.00	8.12	
		3	0.00	3.42	17.34	19.75	0.00	0.00	
		4	0.00	2.59	17.81	14.52	0.00	0.00	
	Bc	1	0.00	7.52	23.23	32.38	0.00	4.00	
		2	0.00	14.18	22.98	61.70	0.00	3.78	
		3	0.00	24.53	22.73	107.93	0.00	0.00	
	Bcf	1	0.00	1.65	10.90	15.12	0.00	8.00	
		2	0.00	0.09	10.98	0.84	0.00	12.00	
		3	0.00	0.15	10.84	1.38	0.00	12.00	
		4	0.00	5.74	10.83	53.01	0.00	13.52	
	Bf	1	0.00	46.17	39.62	116.53	0.00	51.44	
		2	0.00	0.04	39.73	0.11	0.00	8.00	
	C	1	0.00	8.10	21.07	38.44	0.00	0.00	
		2	0.00	5.22	21.28	24.55	0.00	0.36	
		3	0.00	4.11	21.63	19.03	0.00	0.00	
	Cf	1	0.00	0.03	25.15	0.14	0.00	0.00	
		2	0.00	0.08	25.37	0.30	0.00	0.00	
	D	1	0.00	6.02	9.57	62.91	0.00	0.00	
		2	0.00	2.50	9.57	26.11	0.00	0.00	
		3	0.00	4.31	9.20	46.86	0.00	0.00	
		4	0.00	6.07	9.64	62.94	0.00	0.00	
	Dc	1	0.00	2.51	8.74	28.74	0.00	8.00	
		2	0.00	8.59	8.41	102.21	0.00	6.00	
		3	0.00	0.49	8.07	6.10	0.00	13.00	
		4	0.00	2.38	7.74	30.77	0.00	11.00	
	Dcf	1	0.00	0.33	11.47	2.90	0.00	14.00	
		2	0.00	0.09	11.46	0.75	0.00	31.00	
3		0.00	0.05	11.57	0.39	0.00	15.00		
4		0.00	7.46	11.61	64.24	0.00	27.81		

16:30-17:30		5	0.00	0.01	11.64	0.05	0.00	31.00	
		6	0.00	0.02	11.68	0.14	0.00	30.00	
	Df	1	0.00	0.07	34.78	0.22	0.00	0.00	
		2	0.00	0.09	34.78	0.25	0.00	0.00	
	Dxp	1	0.00	3.07	8.11	37.87	0.00	5.00	
		2	0.00	0.46	8.46	5.49	0.00	7.00	
	Ec	1	0.00	7.60	8.71	87.29	0.00	1.00	
		2	0.00	3.52	8.42	41.74	0.00	5.00	
		3	0.00	4.68	8.13	57.59	0.00	4.00	
		4	0.00	2.48	7.85	31.59	0.00	12.00	
	Ecf	1	0.00	2.43	7.99	30.41	0.00	19.52	
		2	0.00	2.88	8.06	35.68	0.00	13.91	
		3	0.00	0.02	8.16	0.24	0.00	21.00	
		4	0.00	0.06	8.26	0.70	0.00	19.00	
		5	0.00	0.02	8.44	0.28	0.00	34.00	
	Ef	1	0.00	0.19	22.18	0.84	0.00	0.00	
		2	0.00	94.34	22.18	425.29	0.00	45.61	
	Exp	1	0.00	7.01	9.01	77.78	0.00	4.00	
		2	0.00	8.05	9.34	86.15	0.00	21.00	
	F	1	0.00	3.13	14.80	21.11	0.00	0.00	
		2	0.00	4.09	14.91	27.45	0.00	0.00	
		3	0.00	8.11	15.17	53.42	0.00	0.00	
	Fc	1	0.00	5.24	31.86	16.44	0.00	8.00	
		2	0.00	12.10	31.56	38.36	0.00	11.54	
		3	0.00	51.01	31.35	162.69	0.00	11.39	
	Ff	1	0.00	0.05	47.95	0.11	0.00	0.00	
		2	0.00	0.04	47.89	0.08	0.00	0.00	
	G	1	0.00	34.77	27.16	128.03	0.00	8.18	
		2	0.00	4.02	26.54	15.16	0.00	8.51	
	Gf	1	0.00	11.97	6.76	176.94	0.00	52.88	
		2	0.00	0.01	6.69	0.09	0.00	40.00	
	xA	1	0.00	2.45	39.94	6.12	0.00	25.56	
		2	0.00	0.08	40.00	0.19	0.00	40.00	
	xB	1	0.00	0.00	13.42	0.00	0.00	0.00	
	xC	1	0.00	30.03	20.10	149.39	0.00	39.47	
		2	0.00	20.25	20.17	100.38	0.00	39.47	
	xD	1	0.00	0.00	21.17	0.00	0.00	11.00	
		2	0.00	0.00	21.35	0.00	0.00	18.00	
	xE	1	0.00	0.00	30.24	0.00	0.00	15.00	
		2	0.00	0.00	30.23	0.00	0.00	28.00	
	xF	1	0.00	0.00	28.27	0.00	0.00	1.00	
	Cc1	1	0.00	13.75	16.65	82.55	0.00	5.00	
	E1	1	0.00	3.22	13.91	23.13	0.00	0.00	
		2	0.00	9.86	13.91	70.84	0.00	9.65	
	Gf1	1	0.00	0.73	8.32	8.82	0.00	53.22	
		2	0.00	30.29	15.74	192.43	0.00	1.40	
		3	0.00	9.18	15.53	59.11	0.00	4.00	
		4	0.00	15.20	15.76	96.40	0.00	1.00	
		5	0.00	0.34	15.36	2.22	0.00	17.00	
		6	0.00	0.03	15.28	0.18	0.00	16.00	
E2	3	0.00	14.29	9.27	154.21	0.00	19.21		
	4	0.00	0.30	9.45	3.15	0.00	6.00		
TC5	2	0.00	3.02	4.01	75.42	0.00	12.00		
	3	0.00	0.28	4.00	6.89	0.00	19.00		
	4	0.00	0.00	4.25	0.00	0.00	0.00		
TC9	1	0.00	11.99	15.95	75.18	0.00	0.00		
	2	0.00	3.44	16.02	21.47	0.00	0.00		
	3	0.00	4.74	16.12	29.44	0.00	0.00		

TC35	1	0.00	1.46	4.20	34.72	0.00	20.00	
TC36	1	0.00	0.07	4.39	1.66	0.00	0.00	
TC37	1	0.00	0.43	7.71	5.59	0.00	0.00	
TC38	1	0.00	2.46	3.71	66.25	0.00	9.00	
TC39	2	0.00	0.04	6.13	0.73	0.00	32.00	
	3	0.00	0.08	5.79	1.30	0.00	39.00	
TC40	2	0.00	0.00	10.22	0.00	0.00	0.00	
	3	0.00	0.00	9.71	0.00	0.00	34.00	
TC41	1	0.00	3.91	9.50	41.15	0.00	0.00	
	2	0.00	7.58	9.58	79.19	0.00	0.00	
TC42	1	0.00	0.00	4.06	0.00	0.00	0.00	
TC43	1	0.00	0.00	9.04	0.00	0.00	60.00	
47	1	0.00	17.54	23.24	75.48	0.00	0.00	
48	1	0.00	0.34	9.59	3.50	0.00	0.00	
49	1	0.00	0.48	4.56	10.49	0.00	0.00	
	2	0.00	0.92	4.56	20.09	0.00	0.00	
50	1	0.00	364.47	8.37	4352.76	0.00	37.34	
51	1	0.00	0.29	6.52	4.38	0.00	0.00	

Traffic Stream Results: Advanced

Time Segment	Arm	Traffic Stream	Degree of saturation penalty (£ per hr)	Ped gap accepting penalty (£ per hr)	Warmed up	Mean Max Queue EoTS (PCU)	Max End of Green Queue EoTS (PCU)	Max End of Red Queue EoTS (PCU)	PCU Factor	Cost of traffic penalties (£ per hr)	Performance Index (£ per hr)	
	A	1	0.00	0.00	✓	20.50	9.86	16.93	1.00	0.00	198.29	
		2	0.00	0.00	✓	2.72	0.14	2.55	1.00	0.00	19.45	
		3	0.00	0.00	✓	10.02	0.67	4.47	1.00	0.00	47.49	
		4	0.00	0.00	✓	24.54	11.35	19.30	1.00	0.00	226.77	
	Ac	1	0.00	0.00		36.56	20.68	36.50	1.00	0.00	380.29	
		2	0.00	0.00		5.36	0.11	4.97	1.00	0.00	44.12	
		3	0.00	0.00		2.88	0.56	2.07	1.00	0.00	16.26	
	Acf	1	0.00	0.00		34.84			1.00	0.00	340.48	
		2	0.00	0.00		0.04			1.00	0.00	0.56	
	Af	1	0.00	0.00	✓	5.44			1.00	0.00	15.49	
		2	0.00	0.00	✓	0.08			1.00	0.00	1.09	
		3	0.00	0.00	✓	1.71			1.00	0.00	4.45	
	B	1	0.00	0.00		21.07	19.87	21.07	1.00	0.00	279.75	
		2	0.00	0.00		3.44	0.13	3.44	1.00	0.00	34.52	
		3	0.00	0.00		3.43	0.25	3.28	1.00	0.00	20.94	
		4	0.00	0.00		2.59	0.18	2.46	1.00	0.00	13.12	
	Bc	1	0.00	0.00	✓	7.52	0.57	4.93	1.00	0.00	30.28	
		2	0.00	0.00		14.23	2.53	10.69	1.00	0.00	102.96	
		3	0.00	0.00		24.89	5.84	13.42	1.00	0.00	158.87	
	Bcf	1	0.00	0.00		1.66			1.00	0.00	23.40	
		2	0.00	0.00	✓	0.09			1.00	0.00	1.32	
		3	0.00	0.00		0.15			1.00	0.00	2.12	
		4	0.00	0.00		5.74			1.00	0.00	4.67	
	Bf	1	0.00	0.00		49.02			1.00	0.00	584.22	
		2	0.00	0.00		0.04			1.00	0.00	0.64	
	C	1	0.00	0.00	✓	8.13	1.61	7.59	1.00	0.00	64.98	
		2	0.00	0.00	✓	5.23	0.45	4.93	1.00	0.00	36.45	
		3	0.00	0.00	✓	4.12	0.29	3.96	1.00	0.00	28.53	
	Cf	1	0.00	0.00	✓	0.03			1.00	0.00	0.48	
		2	0.00	0.00	✓	0.08			1.00	0.00	1.08	
	D	1	0.00	0.00	✓	6.02	0.68	5.72	1.00	0.00	51.13	
		2	0.00	0.00	✓	2.50	0.09	2.39	1.00	0.00	18.57	
		3	0.00	0.00	✓	4.31	0.24	4.22	1.00	0.00	34.37	
		4	0.00	0.00	✓	6.07	0.55	5.79	1.00	0.00	50.18	
			1	0.00	0.00		2.51	0.19	2.20	1.00	0.00	15.06

16:30-17:30	Dc	2	0.00	0.00		8.61	1.67	8.60	1.00	0.00	81.37
		3	0.00	0.00		0.49	0.02	0.49	1.00	0.00	3.33
		4	0.00	0.00		2.38	0.06	1.32	1.00	0.00	10.53
	Dcf	1	0.00	0.00		0.33			1.00	0.00	4.72
		2	0.00	0.00		0.09			1.00	0.00	1.23
		3	0.00	0.00		0.05			1.00	0.00	0.65
		4	0.00	0.00		7.46			1.00	0.00	26.65
		5	0.00	0.00		0.01			1.00	0.00	0.08
		6	0.00	0.00		0.02			1.00	0.00	0.25
	Df	1	0.00	0.00	✓	0.07			1.00	0.00	1.06
		2	0.00	0.00	✓	0.09			1.00	0.00	1.23
	Dxp	1	0.00	0.00	✓	3.08	1.41	3.05	1.00	0.00	29.52
		2	0.00	0.00	✓	0.47	0.38	0.47	1.00	0.00	6.48
	Ec	1	0.00	0.00		7.63	1.71	7.41	1.00	0.00	64.79
		2	0.00	0.00		3.52	0.16	3.51	1.00	0.00	25.71
		3	0.00	0.00		4.69	0.82	4.69	1.00	0.00	42.36
		4	0.00	0.00		2.48	0.16	1.22	1.00	0.00	11.54
	Ecf	1	0.00	0.00		2.43			1.00	0.00	5.73
		2	0.00	0.00		2.88			1.00	0.00	9.12
		3	0.00	0.00		0.02			1.00	0.00	0.28
		4	0.00	0.00		0.06			1.00	0.00	0.83
		5	0.00	0.00		0.02			1.00	0.00	0.34
	Ef	1	0.00	0.00	✓	0.19			1.00	0.00	2.65
		2	0.00	0.00		180.06			1.00	0.00	1286.78
	Exp	1	0.00	0.00		7.01	0.20	6.83	1.00	0.00	39.02
		2	0.00	0.00		8.05	0.12	6.36	1.00	0.00	36.70
	F	1	0.00	0.00	✓	3.13	0.15	3.06	1.00	0.00	24.80
		2	0.00	0.00	✓	4.09	0.30	4.01	1.00	0.00	34.12
		3	0.00	0.00	✓	8.16	1.92	7.83	1.00	0.00	79.75
	Fc	1	0.00	0.00		5.24	0.15	4.39	1.00	0.00	14.55
		2	0.00	0.00		12.10	0.30	4.95	1.00	0.00	23.39
		3	0.00	0.00		63.67	43.26	51.95	1.00	0.00	569.07
	Ff	1	0.00	0.00	✓	0.05			1.00	0.00	0.77
		2	0.00	0.00	✓	0.04			1.00	0.00	0.56
	G	1	0.00	0.00		38.16	31.53	38.14	1.00	0.00	462.76
		2	0.00	0.00		4.02	0.18	4.00	1.00	0.00	38.44
	Gf	1	0.00	0.00		15.21			1.00	0.00	156.76
		2	0.00	0.00		0.01			1.00	0.00	0.08
	xA	1	0.00	0.00		2.45			1.00	0.00	8.08
		2	0.00	0.00		0.08			1.00	0.00	1.07
	xB	1	0.00	0.00		0.00			1.00	0.00	0.00
		2	0.00	0.00		0.00			1.00	0.00	0.00
	xC	1	0.00	0.00		35.33			1.00	0.00	362.13
		2	0.00	0.00		21.24			1.00	0.00	176.59
	xD	1	0.00	0.00	✓	0.00			1.00	0.00	0.00
		2	0.00	0.00	✓	0.00			1.00	0.00	0.00
	xE	1	0.00	0.00		0.00			1.00	0.00	0.00
		2	0.00	0.00		0.00			1.00	0.00	0.00
	xF	1	0.00	0.00		0.00			1.00	0.00	0.00
	Cc1	1	0.00	0.00		13.75	0.93	8.24	1.00	0.00	69.23
E1	1	0.00	0.00	✓	3.22	0.09	3.13	1.00	0.00	21.52	
	2	0.00	0.00		10.17	4.31	9.77	1.00	0.00	105.93	
Gf1	1	0.00	0.00	✓	0.73			1.00	0.00	5.07	
Cc2	2	0.00	0.00		36.92	22.50	36.91	1.00	0.00	346.08	
	3	0.00	0.00		9.18	0.46	5.79	1.00	0.00	49.68	
	4	0.00	0.00		15.23	2.23	12.10	1.00	0.00	100.57	
	5	0.00	0.00		0.34	0.00	0.34	1.00	0.00	1.82	
	6	0.00	0.00		0.03	0.03	0.03	1.00	0.00	0.40	

E2	3	0.00	0.00		17.51	17.32	17.51	1.00	0.00	209.32
	4	0.00	0.00		0.30	0.04	0.30	1.00	0.00	2.93
TC5	2	0.00	0.00		3.02	0.12	3.02	1.00	0.00	13.70
	3	0.00	0.00		0.28	0.22	0.28	1.00	0.00	3.59
TC9	4	0.00	0.00	✓	0.00	0.00	0.00	1.00	0.00	0.00
	1	0.00	0.00	✓	12.00	1.64	7.68	1.00	0.00	52.91
	2	0.00	0.00	✓	3.44	0.15	3.00	1.00	0.00	11.43
TC35	3	0.00	0.00	✓	4.75	0.27	3.78	1.00	0.00	16.00
	1	0.00	0.00		1.46	0.01	0.65	1.00	0.00	2.00
TC36	1	0.00	0.00	✓	0.07			1.00	0.00	1.03
TC37	1	0.00	0.00	✓	0.43	0.00	0.43	1.00	0.00	1.71
TC38	1	0.00	0.00		2.46			1.00	0.00	2.02
TC39	2	0.00	0.00		0.04			1.00	0.00	0.64
	3	0.00	0.00		0.08			1.00	0.00	1.07
TC40	2	0.00	0.00		0.00			1.00	0.00	0.00
	3	0.00	0.00		0.00			1.00	0.00	0.00
TC41	1	0.00	0.00	✓	3.93	0.95	3.87	1.00	0.00	40.67
	2	0.00	0.00	✓	8.17	4.40	8.10	1.00	0.00	93.89
TC42	1	0.00	0.00	✓	0.00	0.00	0.00	1.00	0.00	0.00
TC43	1	0.00	0.00	✓	0.00			1.00	0.00	0.00
47	1	0.00	0.00		25.00			1.00	0.00	249.09
48	1	0.00	0.00	✓	0.34			1.00	0.00	4.77
49	1	0.00	0.00	✓	0.48			1.00	0.00	6.80
	2	0.00	0.00	✓	0.92			1.00	0.00	13.02
50	1	0.00	0.00		716.67			1.00	0.00	5080.36
51	1	0.00	0.00	✓	0.29			1.00	0.00	4.06

Pedestrian Crossing Results

Pedestrian Crossings: Pedestrian summary

Time Segment	Crossing	Side	Degree of saturation (%)	Calculated Flow Entering (Ped/hr)	Calculated sat flow (Ped/hr)	Actual green (s per cycle))	Mean Delay Per Ped (s)	Mean max queue (Ped)	Weighted cost of delay (£ per hr)	Performance Index (£ per hr)	
16:30-17:30	1	1	0	0	11000	7	0.00	0.00	0.00	0.00	
		2	0	0	11000	7	0.00	0.00	0.00	0.00	
	2	1	0	0	11000	29	0.00	0.00	0.00	0.00	
		2	0	0	11000	29	0.00	0.00	0.00	0.00	
	3	1	0	0	11000	8	0.00	0.00	0.00	0.00	
		2	0	0	11000	8	0.00	0.00	0.00	0.00	
	4	1	0	0	11000	23	0.00	0.00	0.00	0.00	
		2	0	0	11000	23	0.00	0.00	0.00	0.00	
	5	1	0	0	11000	23	0.00	0.00	0.00	0.00	
		2	0	0	11000	23	0.00	0.00	0.00	0.00	
	6	1	0	0	0	0	0	0.00	0.00	0.00	0.00
		2	0	0	0	0	0	0.00	0.00	0.00	0.00
	7	1	0	0	11000	29	0.00	0.00	0.00	0.00	
		2	0	0	11000	29	0.00	0.00	0.00	0.00	
	8	1	0	0	11000	31	0.00	0.00	0.00	0.00	
		2	0	0	11000	31	0.00	0.00	0.00	0.00	
	9	1	0	0	11000	12	0.00	0.00	0.00	0.00	
		2	0	0	11000	12	0.00	0.00	0.00	0.00	
	10	1	0	0	11000	17	0.00	0.00	0.00	0.00	
		2	0	0	11000	17	0.00	0.00	0.00	0.00	
	11	1	0	0	11000	28	0.00	0.00	0.00	0.00	
		2	0	0	11000	28	0.00	0.00	0.00	0.00	
	12	1	0	0	11000	28	0.00	0.00	0.00	0.00	
		2	0	0	11000	28	0.00	0.00	0.00	0.00	
	13	1	0	0	11000	11	0.00	0.00	0.00	0.00	
		2	0	0	11000	11	0.00	0.00	0.00	0.00	
	14	1	0	0	11000	39	0.00	0.00	0.00	0.00	
		2	0	0	11000	39	0.00	0.00	0.00	0.00	
	15	1	0	0	0	0	0	0.00	0.00	0.00	0.00
		2	0	0	0	0	0	0.00	0.00	0.00	0.00
	16	1	0	0	11000	9	0.00	0.00	0.00	0.00	
		2	0	0	11000	9	0.00	0.00	0.00	0.00	
	17	1	0	0	11000	5	0.00	0.00	0.00	0.00	
		2	0	0	11000	5	0.00	0.00	0.00	0.00	

Pedestrian Crossings: Flows and signals

Time Segment	Crossing	Side	Calculated flow entering (Ped/hr)	Calculated flow out (Ped/hr)	Flow discrepancy (Ped/hr)	Adjusted flow warning	Calculated sat flow (Ped/hr)	Calculated capacity (Ped/hr)	Degree of saturation (%)	DOS Threshold exceeded	Practical reserve capacity	Mean modulus of error	Actual green (s (per cycle))
16:30-17:30	1	1	0	0	0		11000	1833	0		Unrestricted	0.00	7
		2	0	0	0		11000	1833	0		Unrestricted	0.00	7
	2	1	0	0	0		11000	5867	0		Unrestricted	0.00	29
		2	0	0	0		11000	5867	0		Unrestricted	0.00	29
	3	1	0	0	0		11000	2017	0		Unrestricted	0.00	8
		2	0	0	0		11000	2017	0		Unrestricted	0.00	8
	4	1	0	0	0		11000	4767	0		Unrestricted	0.00	23
		2	0	0	0		11000	4767	0		Unrestricted	0.00	23
	5	1	0	0	0		11000	4767	0		Unrestricted	0.00	23
		2	0	0	0		11000	4767	0		Unrestricted	0.00	23
	6	1	0	0	0		0	0	0		-100	0.00	0
		2	0	0	0		0	0	0		-100	0.00	0
	7	1	0	0	0		11000	5867	0		Unrestricted	0.00	29
		2	0	0	0		11000	5867	0		Unrestricted	0.00	29
	8	1	0	0	0		11000	6233	0		Unrestricted	0.00	31
		2	0	0	0		11000	6233	0		Unrestricted	0.00	31
	9	1	0	0	0		11000	2750	0		Unrestricted	0.00	12
		2	0	0	0		11000	2750	0		Unrestricted	0.00	12
	10	1	0	0	0		11000	3667	0		Unrestricted	0.00	17
		2	0	0	0		11000	3667	0		Unrestricted	0.00	17
	11	1	0	0	0		11000	5683	0		Unrestricted	0.00	28
		2	0	0	0		11000	5683	0		Unrestricted	0.00	28
	12	1	0	0	0		11000	5683	0		Unrestricted	0.00	28
		2	0	0	0		11000	5683	0		Unrestricted	0.00	28
	13	1	0	0	0		11000	2567	0		Unrestricted	0.00	11
		2	0	0	0		11000	2567	0		Unrestricted	0.00	11
	14	1	0	0	0		11000	7700	0		Unrestricted	0.00	39
		2	0	0	0		11000	7700	0		Unrestricted	0.00	39
	15	1	0	0	0		0	0	0		-100	0.00	0
		2	0	0	0		0	0	0		-100	0.00	0
	16	1	0	0	0		11000	2200	0		Unrestricted	0.00	9
		2	0	0	0		11000	2200	0		Unrestricted	0.00	9
	17	1	0	0	0		11000	1467	0		Unrestricted	0.00	5
		2	0	0	0		11000	1467	0		Unrestricted	0.00	5

Pedestrian Crossings: Stops and delays

Time Segment	Crossing	Side	Mean Cruise Time per Ped (s)	Mean Delay per Ped (s)	Total delay (Ped-hr/hr)	Weighted cost of delay (£ per hr)
16:30-17:30	(ALL)	(ALL)	1.00	0.00	0.00	0.00

Pedestrian Crossings: Queues and blocking

Time Segment	Crossing	Side	Mean max queue (Ped)	Max queue storage (Ped)	Utilised storage (%)	Excess queue penalty (£ per hr)
16:30-17:30	(ALL)	(ALL)	0.00	10.00	0.00	0.00

Pedestrian Crossings: Advanced

Time Segment	Crossing	Side	Degree of saturation penalty (£ per hr)	Ped gap accepting penalty (£ per hr)	Mean Max Queue EoTS (Ped)	Ped Factor	Cost of traffic penalties (£ per hr)	Performance Index (£ per hr)
16:30-17:30	(ALL)	(ALL)	0.00	0.00	0.00	1.00	0.00	0.00

Network Results

Run Summary

Analysis set used	Run start time	Run finish time	Modelling start time (HH:mm)	Network Cycle Time (s)	Performance Index (£ per hr)	Total network delay (PCU-hr/hr)	Highest DOS (%)	Item with highest DOS	Number of oversaturated items	Percentage of oversaturated items (%)	Item with worst signalised PRC	Item with worst unsignalised PRC	Item with worst over PR
2	19/07/2021 23:34:00	19/07/2021 23:34:12	16:30	60	13009.55	854.30	198.16	50/1	19	12	TC5/4	50/1	TC5

Network Results: Vehicle summary

Time Segment	Degree of saturation (%)	Practical reserve capacity (%)	Calculated flow entering (PCU/hr)	Actual green (s per cycle)	Mean Delay per Veh (s)	Weighted cost of delay (£ per hr)	Weighted cost of stops (£ per hr)	Performance Index (£ per hr)
16:30-17:30	198	-100	73489	4954	41.85	12131.09	878.46	13009.55

Network Results: Pedestrian summary

Time Segment	Degree of saturation (%)	Calculated Flow Entering (Ped/hr)	Actual green (s per cycle)	Mean Delay Per Ped (s)	Weighted cost of delay (£ per hr)	Performance Index (£ per hr)
16:30-17:30	0	0	598	0.00	0.00	0.00

Network Results: Flows and signals

Time Segment	Calculated flow entering (PCU/hr)	Calculated flow out (PCU/hr)	Flow discrepancy (PCU/hr)	Adjusted flow warning	Degree of saturation (%)	DOS Threshold exceeded	Practical reserve capacity (%)	Actual green (s per cycle)
16:30-17:30	73489	72611	6784	✓	198	✓	-100	5552

Network Results: Stops and delays

Time Segment	Mean Cruise Time per Veh (s)	Mean Delay per Veh (s)	Total delay (PCU-hr/hr)	Weighted cost of delay (£ per hr)	Mean stops per Veh (%)	Total stops (Stops per hr)	Weighted cost of stops (£ per hr)
16:30-17:30	8.31	41.85	854.30	12131.09	56.84	37621.07	878.46

Network Results: Queues and blocking

Time Segment	Utilised storage (%)	Excess queue penalty (£ per hr)	Wasted time total (s per cycle)
16:30-17:30	4352.76	0.00	1386.42

Network Results: Advanced

Time Segment	Degree of saturation penalty (£ per hr)	Ped gap accepting penalty (£ per hr)	Warmed up	PCU Factor	Cost of traffic penalties (£ per hr)	Controller stream penalties (£ per hr)	Performance Index (£ per hr)
16:30-17:30	0.00	0.00		1.00	0.00	0.00	13009.55

Point to Point Journey Time

Average Journey Time (s) for Local Matrix: 1

	To								
	A28	B28	C28	D28	E28	F28	G28	H28	
From	A28	1272.2	2885.1	1762.9	1064.3	1101.9	1051.6	1057.6	0.0
	B28	439.2	0.0	106.0	131.3	118.8	145.3	155.3	0.0
	C28	394.5	491.6	0.0	85.8	75.0	100.6	112.4	0.0
	D28	262.6	386.0	222.4	0.0	239.1	94.4	103.4	0.0
	E28	397.0	1149.7	368.3	46.7	0.0	90.7	98.3	0.0
	F28	125.6	285.5	269.2	291.3	280.0	0.0	16.4	0.0
	G28	96.3	259.6	195.6	243.1	225.4	224.5	0.0	0.0
	H28	0.0	0.0	0.0	0.0	0.0	0.0	0.0	0.0

Path Journey Time

Path	From Location	To Location	Normal Calculated Flow (PCU/hr)	Normal journey time (s)	Calculated Total Flow (PCU/hr)	Avg journey time (s)
32	C28	E28	100	74.98	100	74.98

36	C28	E28	0	0.00	0	0.00
41	E28	A28	453	405.04	453	405.04
49	C28	D28	313	85.81	313	85.81
50	E28	D28	114	46.74	114	46.74
67	G28	B28	159	293.67	159	293.67
68	E28	G28	156	98.39	156	98.39
69	D28	B28	146	441.15	146	441.15
70	D28	B28	146	372.69	146	372.69
71	D28	B28	44	349.66	44	349.66
72	D28	B28	43	281.37	43	281.37
73	H28	B28	0	0.00	0	0.00
74	H28	B28	0	0.00	0	0.00
75	F28	B28	20	319.61	20	319.61
76	F28	B28	20	251.41	20	251.41
89	G28	G28	0	0.00	0	0.00
90	H28	H28	0	0.00	0	0.00
91	C28	F28	21	100.61	21	100.61
92	E28	F28	10	90.66	10	90.66
94	G28	G28	0	0.00	0	0.00
95	G28	F28	29	224.50	29	224.50
96	G28	G28	0	0.00	0	0.00
100	E28	B28	292	722.61	292	722.61
102	A28	C28	60	2794.05	60	2794.05
103	H28	H28	0	0.00	0	0.00
104	C28	G28	137	108.06	137	108.06
106	F28	F28	0	0.00	0	0.00
107	A28	B28	27	2851.10	27	2851.10
109	C28	G28	333	114.73	333	114.73
110	E28	G28	8	96.64	8	96.64
112	F28	G28	110	16.38	110	16.38
113	F28	A28	162	125.59	162	125.59
114	C28	H28	0	0.00	0	0.00
115	B28	C28	4	101.90	4	101.90
116	H28	C28	0	0.00	0	0.00
117	F28	C28	0	0.00	0	0.00
118	G28	C28	324	183.62	324	183.62
119	G28	E28	126	221.97	126	221.97
120	C28	C28	0	0.00	0	0.00
121	E28	C28	47	344.59	47	344.59
122	E28	E28	1	0.00	1	0.00
123	D28	C28	120	190.62	120	190.62
124	D28	E28	9	238.43	9	238.43
125	H28	A28	0	0.00	0	0.00
126	H28	E28	0	0.00	0	0.00
127	F28	C28	40	262.02	40	262.02
128	F28	E28	44	278.90	44	278.90
137	H28	G28	0	0.00	0	0.00
138	H28	G28	0	0.00	0	0.00
140	B28	G28	119	158.26	119	158.26
141	B28	H28	0	0.00	0	0.00
142	C28	H28	0	0.00	0	0.00
143	E28	H28	0	0.00	0	0.00
144	B28	B28	0	0.00	0	0.00
145	B28	B28	0	0.00	0	0.00
150	E28	B28	335	1521.90	335	1521.90
154	E28	A28	24	244.63	24	244.63
162	B28	F28	13	145.28	13	145.28
166	B28	C28	99	106.13	99	106.13

168	G28	A28	793	96.29	793	96.29
171	G28	H28	0	0.00	0	0.00
185	A28	B28	27	2919.07	27	2919.07
186	A28	C28	351	1586.69	351	1586.69
195	D28	G28	173	103.43	173	103.43
196	D28	F28	60	94.45	60	94.45
198	D28	A28	5	262.59	5	262.59
234	C28	G28	36	107.95	36	107.95
235	E28	G28	0	0.00	0	0.00
236	E28	H28	0	0.00	0	0.00
255	C28	A28	0	0.00	0	0.00
291	C28	A28	381	394.55	381	394.55
294	C28	B28	24	724.10	24	724.10
295	C28	B28	24	259.12	24	259.12
296	D28	G28	0	0.00	0	0.00
297	D28	H28	0	0.00	0	0.00
299	A28	G28	424	1057.52	424	1057.52
300	A28	H28	0	0.00	0	0.00
301	A28	A28	2	1207.74	2	1207.74
302	A28	A28	2	1336.65	2	1336.65
312	B28	G28	119	152.73	119	152.73
313	B28	G28	19	152.62	19	152.62
314	B28	H28	0	0.00	0	0.00
323	B28	D28	178	131.34	178	131.34
324	B28	E28	166	119.51	166	119.51
343	B28	A28	0	0.00	0	0.00
344	B28	A28	19	439.21	19	439.21
345	B28	E28	347	118.53	347	118.53
356	A28	G28	0	0.00	0	0.00
357	A28	F28	60	1051.64	60	1051.64
358	A28	G28	10	1058.97	10	1058.97
359	A28	H28	0	0.00	0	0.00
360	G28	B28	159	225.48	159	225.48
362	F28	H28	0	0.00	0	0.00
365	H28	F28	0	0.00	0	0.00
367	F28	H28	0	0.00	0	0.00
377	G28	C28	50	181.35	50	181.35
378	C28	C28	0	0.00	0	0.00
379	C28	C28	0	0.00	0	0.00
380	C28	C28	0	0.00	0	0.00
381	E28	C28	0	0.00	0	0.00
382	E28	C28	0	0.00	0	0.00
383	E28	C28	0	0.00	0	0.00
384	D28	C28	0	0.00	0	0.00
385	D28	C28	0	0.00	0	0.00
387	A28	E28	40	1633.31	40	1633.31
392	G28	D28	141	243.07	141	243.07
393	G28	E28	126	228.82	126	228.82
394	A28	D28	13	1064.30	13	1064.30
395	A28	E28	406	1049.50	406	1049.50
396	E28	E28	1	0.00	1	0.00
397	D28	D28	0	0.00	0	0.00
398	D28	E28	9	239.87	9	239.87
399	H28	D28	0	0.00	0	0.00
400	H28	E28	0	0.00	0	0.00
401	F28	D28	88	291.25	88	291.25
402	F28	E28	44	281.16	44	281.16
403	H28	C28	0	0.00	0	0.00

404	G28	C28	621	202.96	621	202.96
405	C28	C28	0	0.00	0	0.00
406	E28	C28	47	391.94	47	391.94
407	D28	C28	238	238.41	238	238.41
408	H28	C28	0	0.00	0	0.00
409	F28	C28	40	276.43	40	276.43

Final Prediction Table

Traffic Stream Results

Arm	Traffic Stream	Name	Traffic node	SIGNALS		FLOWS		PERFORMANCE				PER PCU			QUEUE
				Controller stream	Phase	Calculated flow entering (PCU/hr)	Calculated sat flow (PCU/hr)	Actual green (s (per cycle))	Wasted time total (s (per cycle))	Degree of saturation (%)	Practical reserve capacity (%)	JourneyTime (s)	Mean Delay per Veh (s)	Mean stops per Veh (%)	Mean max queue (PCU)
A	1	(untitled)	6	771-2	E	955 <	2050	28	0.00	96	-7	49.29	43.70	109.87	19.06 +
	2	(untitled)	6	771-2	E	408	2050	28	0.00	41	119	14.57	8.81	40.33	2.72
	3	(untitled)	6	771-2	E	661	2050	28	0.00	67	35	19.07	13.17	61.97	10.02
	4	(untitled)	6	771-2	E	962 <	2050	28	0.00	97	-7	55.26	49.24	129.32	22.60 +
Ac	1	(untitled)	6	771-2	D	867 <	2263	22	0.00	100	-10	102.79	95.61	190.89	30.47 +
	2	(untitled)	6	771-2	D	292	2263	22	14.89	37	145	43.09	33.59	108.95	5.36
	3	(untitled)	6	771-2	D	554	2263	22	4.00	64	41	12.22	5.63	22.34	2.88
Acf	1	(untitled)	6			1160 <	2263	60	29.26	100	-10	69.00	63.78	131.06	27.77 +
	2	(untitled)	6			554	2263	60	28.00	24	268	7.50	0.26	0.01	0.04
Af	1	(untitled)	6			1363	2050	60	8.49	69	30	8.94	2.52	11.41	5.44
	2	(untitled)	6			661	2050	60	6.00	32	179	6.77	0.42	0.00	0.08
	3	(untitled)	6			962	2050	60	10.61	51	77	7.35	1.02	4.73	1.71
B	1	(untitled)	1	769-1	B	58 <	2050	13	12.30	100	-10	1192.93	1185.83	463.94	19.55 +
	2	(untitled)	1	769-1	B	199	2150	13	8.12	40	125	42.86	35.57	104.01	3.44
	3	(untitled)	1	769-1	B	246	2100	13	0.00	50	79	22.31	14.83	82.92	3.42
	4	(untitled)	1	769-1	B	215	2050	13	0.00	45	100	25.44	13.15	72.20	2.59
Bc	1	(untitled)	1	769-1	A	787	2050	35	4.00	64	41	16.42	6.41	41.15	7.52
	2	(untitled)	1	769-1	A	944	2050	35	3.78	86	5	30.90	20.99	81.70	14.18
	3	(untitled)	1	769-1	A	1145 <	2050	35	0.00	93	-3	36.76	26.96	100.82	24.53 +
Bcf	1	(untitled)	1			1822	2263	60	8.00	81	12	7.60	3.25	0.00	1.65
	2	(untitled)	1			787	2263	60	12.00	35	159	5.81	0.42	0.00	0.09
	3	(untitled)	1			944	2263	60	12.00	42	116	6.37	0.57	0.00	0.15
	4	(untitled)	1			1145	2263	60	13.52	52	73	7.07	0.91	2.37	5.74
C	1	(untitled)	1			255	1800	60	54.44	60	0	502.27	555.04	504.22	46.47 +
	2	(untitled)	1			463	1800	60	8.00	26	230	27.76	0.35	0.13	0.04
	1	(untitled)	2	769-2	G	450	2100	15	0.00	80	12	47.75	33.21	106.90	8.10
	2	(untitled)	2	769-2	G	344	2200	15	0.36	60	50	38.65	23.97	90.94	5.22
Cf	3	(untitled)	2	769-2	G	287	2050	15	0.00	53	71	37.39	22.47	85.94	4.11
	1	(untitled)	2			450	1965	60	0.00	23	293	17.62	0.27	0.00	0.03
	2	(untitled)	2			631	1965	60	0.00	32	180	17.94	0.43	0.00	0.08
D	1	(untitled)	3	770-1	B	413	2050	17	0.00	67	34	28.45	24.32	86.80	6.02
	2	(untitled)	3	770-1	B	194	1850	17	0.00	35	157	22.29	18.17	74.96	2.50
	3	(untitled)	3	770-1	B	333	2250	17	0.00	49	82	23.81	19.85	77.60	4.31
	4	(untitled)	3	770-1	B	429	2250	17	0.00	64	42	26.93	22.77	84.58	6.07
Dc	1	(untitled)	3	770-1	A	546	2100	33	8.00	46	96	8.80	5.03	24.11	2.51
	2	(untitled)	3	770-1	A	960 <	2100	33	6.00	81	12	20.69	17.07	54.30	8.59 +
	3	(untitled)	3	770-1	A	214	2100	33	13.00	18	400	6.29	2.81	13.92	0.49
	4	(untitled)	3	770-1	A	352	2100	33	11.00	30	205	9.07	5.73	23.02	2.38
Dcf	1	(untitled)	3			1124	2050	60	14.00	55	64	6.01	1.06	0.00	0.33
	2	(untitled)	3			710	2100	60	31.00	34	166	5.38	0.44	0.00	0.09
	3	(untitled)	3			546	2100	60	15.00	26	246	6.38	0.30	0.00	0.05
	4	(untitled)	3			960	2100	60	27.81	65	38	11.99	5.06	39.85	7.46

	5	(untitled)	3			214	2100	60	31.00	10	782	5.11	0.10	0.01	0.01
	6	(untitled)	3			352	2100	60	30.00	17	437	5.21	0.17	0.05	0.02
Df	1	(untitled)	3-2			607	1900	60	0.00	32	182	24.44	0.44	0.00	0.07
	2	(untitled)	3-2			762	2250	60	0.00	34	166	24.41	0.41	0.00	0.09
Dxp	1	(untitled)	3-2	770-2	D	1124	2050	41	5.00	78	15	8.87	5.38	15.77	3.07
	2	(untitled)	3-2	770-2	D	819	2050	41	7.00	57	58	5.38	1.73	3.34	0.46
Ec	1	(untitled)	4	770-3	F	726	2150	24	1.00	81	11	21.23	17.47	63.22	7.60
	2	(untitled)	4	770-3	F	408	2263	24	5.00	43	108	15.41	11.78	51.72	3.52
	3	(untitled)	4	770-3	F	662	2263	24	4.00	70	28	16.18	12.67	43.87	4.68
	4	(untitled)	4	770-3	F	401	2250	24	12.00	43	110	9.19	5.81	18.28	2.48
Ecf	1	(untitled)	4			646	2100	60	19.52	37	141	4.90	1.45	9.80	2.43
	2	(untitled)	4			1273	2100	60	13.91	62	46	4.92	1.45	4.55	2.88
	3	(untitled)	4			408	2263	60	21.00	18	399	3.69	0.17	0.00	0.02
	4	(untitled)	4			662	2300	60	19.00	29	213	3.88	0.32	0.00	0.06
	5	(untitled)	4			449	2300	60	34.00	20	361	3.83	0.19	0.00	0.02
Ef	1	(untitled)	4			859	1900	60	0.00	45	99	16.09	0.78	0.00	0.19
	2	(untitled)	4			627 <	1900	60	45.61	138	-35	527.10	511.79	368.20	94.34 +
Exp	1	(untitled)	4-2	770-4	L	646	2050	40	4.00	46	95	13.93	10.04	64.76	7.01
	2	(untitled)	4-2	770-4	L	547	2050	40	21.00	39	131	14.28	10.25	83.92	8.05
F	1	(untitled)	5	771-1	B	233	2100	15	0.00	42	116	26.83	20.45	80.41	3.13
	2	(untitled)	5	771-1	B	297	2100	15	0.00	53	70	28.84	22.41	82.59	4.09
	3	(untitled)	5	771-1	B	463	2100	15	0.00	83	9	41.78	35.24	103.61	8.11
Fc	1	(untitled)	5	771-1	A	573	2263	35	8.00	42	113	23.74	4.39	49.74	5.24
	2	(untitled)	5	771-1	A	690	2263	35	11.54	53	69	24.37	5.62	69.10	12.10
	3	(untitled)	5	771-1	A	948 <	2263	35	11.39	102	-12	156.57	137.02	395.45	51.01 +
Ff	1	(untitled)	5			530	1900	60	0.00	28	223	33.45	0.37	0.00	0.05
	2	(untitled)	5			463	1900	60	0.00	24	269	33.35	0.31	0.00	0.04
G	1	(untitled)	2	769-2	F	267 <	2050	15	8.18	100	-10	436.74	420.68	419.68	34.77 +
	2	(untitled)	2	769-2	F	236	2050	15	8.51	45	102	44.37	32.93	102.30	4.02
Gf	1	(untitled)	4			243 <	2050	60	52.88	100	-10	148.34	145.43	219.25	11.97 +
	2	(untitled)	4			212	2050	60	40.00	10	769	2.98	0.10	0.00	0.01
xA	1	(untitled)	10			746	2263	60	25.56	39	129	18.89	1.66	13.30	2.45
	2	(untitled)	10			725	2263	60	40.00	32	181	17.63	0.37	0.00	0.08
xB	1	(untitled)				1822	Unrestricted	60	0.00	0	Unrestricted	5.79	0.00	0.00	0.00
xC	1	(untitled)				650 <	1900	60	39.47	100	-10	140.14	131.47	119.96	30.03 +
	2	(untitled)				618 <	1900	60	39.47	95	-5	72.82	64.12	97.53	20.25 +
xD	1	(untitled)				1124	Unrestricted	60	11.00	0	Unrestricted	9.13	0.00	0.00	0.00
	2	(untitled)				819	Unrestricted	60	18.00	0	Unrestricted	9.21	0.00	0.00	0.00
xE	1	(untitled)				646	Unrestricted	60	15.00	0	Unrestricted	13.04	0.00	0.00	0.00
	2	(untitled)				542	Unrestricted	60	28.00	0	Unrestricted	13.04	0.00	0.00	0.00
xF	1	(untitled)				840	Unrestricted	60	1.00	0	Unrestricted	12.19	0.00	0.00	0.00
Cc1	1	(untitled)	2	769-2	E	765	2050	30	5.00	72	25	22.10	15.64	72.25	13.75
E1	1	(untitled)	4	770-3	G	312	2050	25	0.00	35	156	18.46	12.46	61.75	3.22
	2	(untitled)	4	770-3	G	547	2200	25	9.65	91	-1	45.96	39.96	112.30	9.86
Gf1	1	(untitled)	4			48	673	60	53.22	18	387	24.02	20.44	77.91	0.73
Cc2	2	(untitled)	2	769-2	D	1025 <	2150	29	1.40	100	-10	91.24	80.46	157.82	30.29 +
	3	(untitled)	2	769-2	D	619	2050	29	4.00	60	49	26.90	17.09	81.60	9.18
	4	(untitled)	2	769-2	D	907	2150	29	1.00	84	7	34.85	24.57	95.49	15.20
	5	(untitled)	2	769-2	D	64	2050	29	17.00	6	1337	14.88	5.73	31.89	0.34
	6	(untitled)	2	769-2	D	215	2050	29	16.00	21	329	8.38	0.47	0.01	0.03
	E2	3	(untitled)	4	770-3	H	243 <	2150	25	19.21	100	-10	203.68	199.68	225.09
4		(untitled)	4	770-3	H	212	2050	25	6.00	24	277	6.89	2.81	8.42	0.30
TC5	2	(untitled)	TC771-6	TC777-1	A	584	2263	38	12.00	39	133	7.73	4.96	31.03	3.02
	3	(untitled)	TC771-6	TC777-1	A	725	2263	38	19.00	48	87	3.95	1.18	2.27	0.28
	4	(untitled)	TC771-6	TC777-1	C	0	0	0	0.00	0	-100	0.00	0.00	0.00	0.00

TC9	1	(untitled)	TC771-6	TC777-1	B	1161	1925	42	0.00	80	12	20.76	9.76	56.48	11.99
	2	(untitled)	TC771-6	TC777-1	B	621	1966	42	0.00	42	114	14.68	3.63	32.69	3.44
	3	(untitled)	TC771-6	TC777-1	B	746	1947	42	0.00	51	76	15.45	4.33	34.93	4.74
TC35	1	(untitled)	TC771-6	TC777-1	A	162	1900	38	20.00	13	603	5.26	2.36	24.01	1.46
TC36	1	(untitled)	TC771-6			568	1800	60	0.00	32	185	3.49	0.46	0.00	0.07
TC37	1	(untitled)	TC771-6	TC777-2	J	110	1850	45	0.00	8	1060	5.05	1.86	23.51	0.43
TC38	1	(untitled)	TC771-6			110	444	60	9.00	25	263	3.61	2.08	29.45	2.46
TC39	2	(untitled)	TC771-6			584	2263	60	32.00	26	249	2.81	0.28	0.00	0.04
	3	(untitled)	TC771-6			725	2263	60	39.00	32	181	2.77	0.37	0.00	0.08
TC40	2	(untitled)	TC771-6			693	Unrestricted	60	0.00	0	Unrestricted	4.23	0.00	0.00	0.00
	3	(untitled)	TC771-6			725	Unrestricted	60	34.00	0	Unrestricted	4.02	0.00	0.00	0.00
TC41	1	(untitled)	TC771-6	TC777-1	D	202	1850	8	0.00	73	24	44.90	40.97	114.13	3.91
	2	(untitled)	TC771-6	TC777-1	D	256	1850	8	0.00	92	-2	82.78	78.82	160.44	7.58
TC42	1	(untitled)	TC771-6	TC777-1	E	0	0	0	0.00	0	-100	0.00	0.00	0.00	0.00
TC43	1	(untitled)				0	1800	60	60.00	0	Unrestricted	0.00	0.00	0.00	0.00
47	1	(untitled)	2			1300	1300	60	0.00	100	-10	64.61	48.58	0.00	17.54
48	1	(untitled)	2			1081	1965	60	0.00	55	64	7.73	1.12	0.00	0.34
49	1	(untitled)	TC771-6			1161	1900	60	0.00	61	47	4.63	1.48	0.00	0.48
	2	(untitled)	TC771-6			1367	1900	60	0.00	72	25	5.56	2.41	0.00	0.92
50	1	(untitled)	1			1422 <	1900	60	37.34	198	-55	903.63	897.85	492.40	364.47
51	1	(untitled)	4-2			993	1900	60	0.00	52	72	5.53	1.04	0.00	0.29

Pedestrian Crossing Results

				SIGNALS		FLOWS		PERFORMANCE			PER PED		QUEUES	WEIGHTS	P
Pedestrian	Side	Name	Traffic node	Controller stream	Phase	Calculated Flow Entering (Ped/hr)	Calculated sat flow (Ped/hr)	Actual green (s per cycle)	Degree of saturation (%)	Practical reserve capacity	JourneyTime (s)	Mean Delay per Ped (s)	Mean max queue (Ped)	Delay weighting (%)	P
1	1	(untitled)	3-2	770-2	E	0	11000	7	0	Unrestricted	0.00	0.00	0.00	100	
	2	(untitled)	3-2	770-2	E	0	11000	7	0	Unrestricted	0.00	0.00	0.00	100	
2	1	(untitled)	3	770-1	C	0	11000	29	0	Unrestricted	0.00	0.00	0.00	100	
	2	(untitled)	3	770-1	C	0	11000	29	0	Unrestricted	0.00	0.00	0.00	100	
3	1	(untitled)	4-2	770-4	M	0	11000	8	0	Unrestricted	0.00	0.00	0.00	100	
	2	(untitled)	4-2	770-4	M	0	11000	8	0	Unrestricted	0.00	0.00	0.00	100	
4	1	(untitled)	4	770-3	J	0	11000	23	0	Unrestricted	0.00	0.00	0.00	100	
	2	(untitled)	4	770-3	J	0	11000	23	0	Unrestricted	0.00	0.00	0.00	100	
5	1	(untitled)	4	770-3	I	0	11000	23	0	Unrestricted	0.00	0.00	0.00	100	
	2	(untitled)	4	770-3	I	0	11000	23	0	Unrestricted	0.00	0.00	0.00	100	
6	1	(untitled)	4	770-3	K	0	0	0	0	-100	0.00	0.00	0.00	100	
	2	(untitled)	4	770-3	K	0	0	0	0	-100	0.00	0.00	0.00	100	
7	1	(untitled)	5	771-1	C	0	11000	29	0	Unrestricted	0.00	0.00	0.00	100	
	2	(untitled)	5	771-1	C	0	11000	29	0	Unrestricted	0.00	0.00	0.00	100	
8	1	(untitled)	1	769-1	C	0	11000	31	0	Unrestricted	0.00	0.00	0.00	100	
	2	(untitled)	1	769-1	C	0	11000	31	0	Unrestricted	0.00	0.00	0.00	100	
9	1	(untitled)	2	769-2	J	0	11000	12	0	Unrestricted	0.00	0.00	0.00	100	
	2	(untitled)	2	769-2	J	0	11000	12	0	Unrestricted	0.00	0.00	0.00	100	
10	1	(untitled)	2	769-2	K	0	11000	17	0	Unrestricted	0.00	0.00	0.00	100	
	2	(untitled)	2	769-2	K	0	11000	17	0	Unrestricted	0.00	0.00	0.00	100	
11	1	(untitled)		769-2	H	0	11000	28	0	Unrestricted	0.00	0.00	0.00	100	
	2	(untitled)		769-2	H	0	11000	28	0	Unrestricted	0.00	0.00	0.00	100	
12	1	(untitled)	2	769-2	I	0	11000	28	0	Unrestricted	0.00	0.00	0.00	100	
	2	(untitled)	2	769-2	I	0	11000	28	0	Unrestricted	0.00	0.00	0.00	100	
13	1	(untitled)		TC777-1	I	0	11000	11	0	Unrestricted	0.00	0.00	0.00	100	
	2	(untitled)		TC777-1	I	0	11000	11	0	Unrestricted	0.00	0.00	0.00	100	
14	1	(untitled)		TC777-1	F	0	11000	39	0	Unrestricted	0.00	0.00	0.00	100	
	2	(untitled)		TC777-1	F	0	11000	39	0	Unrestricted	0.00	0.00	0.00	100	
15	1	(untitled)		TC777-1	G	0	0	0	0	-100	0.00	0.00	0.00	100	
	2	(untitled)		TC777-1	G	0	0	0	0	-100	0.00	0.00	0.00	100	
16	1	(untitled)		TC777-1	H	0	11000	9	0	Unrestricted	0.00	0.00	0.00	100	
	2	(untitled)		TC777-1	H	0	11000	9	0	Unrestricted	0.00	0.00	0.00	100	
17	1	(untitled)		TC777-2	K	0	11000	5	0	Unrestricted	0.00	0.00	0.00	100	
	2	(untitled)		TC777-2	K	0	11000	5	0	Unrestricted	0.00	0.00	0.00	100	

Network Results

	Distance travelled (PCU-km/hr)	Time spent (PCU-hr/hr)	Mean journey speed (kph)	Total delay (PCU-hr/hr)	Weighted cost of delay (£ per hr)	Weighted cost of stops (£ per hr)	Excess queue penalty (£ per hr)	Performance Index (£ per hr)
Normal traffic	6515.72	1023.87	6.36	854.30	12131.09	878.46	0.00	13009.55
Bus	0.00	0.00	0.00	0.00	0.00	0.00	0.00	0.00
Tram	0.00	0.00	0.00	0.00	0.00	0.00	0.00	0.00
Pedestrians	0.00	0.00	0.00	0.00	0.00	0.00	0.00	0.00
TOTAL	6515.72	1023.87	6.36	854.30	12131.09	878.46	0.00	13009.55

- | < = adjusted flow warning (upstream links/traffic streams are over-saturated)
- | * = Traffic Stream - Normal, Bus or Tram Stop or Delay weighting has been set to a value other than 100%
- | ^ = Traffic Stream - Normal, Bus or Tram Stop or Delay Path weighting has been set to a value other than 100%
- | + = average link/traffic stream excess queue is greater than 0
- | **P.I. = PERFORMANCE INDEX**

