

TRANSYT 15
Version: 15.5.2.7994 © Copyright TRL Limited, 2018
For sales and distribution information, program advice and maintenance, contact TRL: +44 (0)1344 379777 software@trl.co.uk www.trisoftware.co.uk
The users of this computer program for the solution of an engineering problem are in no way relieved of their responsibility for the correctness of the solution

Filename: M62 JN 28 CRF Scheme_Mar 20- Scenario 3a-AM + LCC Scheme.t15
Path: Z:\Projects\10127ITM Capitol Park, Leeds F2 (F1A)\Tech\Transyt\TRANSYT - AGREED HE_LCC BASE MODEL (MARCH 2020)\Post-Submission Work\2033 Sensitivity Test
Report generation date: 19/07/2021 23:13:15

- »Network Diagrams
- «A1 - 2033 Base + Committed + Cumulative AM + LCC Scheme : D1 - 2033 Base + Committed + Cumulative AM + LCC Scheme* :
 - »Summary
 - »Network Options
 - »Traffic Nodes
 - »Arms and Traffic Streams
 - »Pedestrian Crossings
 - »Local OD Matrix - Local Matrix: 1
 - »Signal Timings
 - »Results - Link
 - »Results - Traffic Stream
 - »Data Entry - Stage Start and End
 - »Data Entry - Phase
 - »Data Entry - Traffic Stream
 - »Data entry - Link
 - »Results - Pedestrian
 - »Traffic Stream Results
 - »Pedestrian Crossing Results
 - »Network Results
 - »Point to Point Journey Time
 - »Final Prediction Table

File summary

File description

File title	(untitled)
Location	
Site number	
UTCRegion	
Driving side	Left
Date	01/03/2017
Version	
Status	(new file)
Identifier	
Client	
Jobnumber	
Enumerator	LEEDS\00730414
Description	

Model and Results

Enable controller offsets	Enable fuel consumption	Enable quick flares	Display journey time results	Display level of service results	Display blocking and starvation results	Display end of red and green queue results	Display excess queue results	Display separate uniform and random results	Display unweighted results	Display TRANSYT 12 style timings	Display effective greens in results	Display Red-With-Amber	Display End-Of-Green Amber

Units

Cost units	Speed units	Distance units	Fuel economy units	Fuel rate units	Mass units	Traffic units input	Traffic units results	Flow units	Average delay units	Total delay units	Rate of delay units
£	kph	m	mpg	l/h	kg	PCU	PCU	perHour	s	-Hour	perHour

Sorting

Show names instead of IDs	Sorting direction	Sorting type	Ignore prefixes when sorting	Analysis/demand set sorting	Link grouping	Source grouping	Colour Analysis/Demand Sets
	Ascending	Numerical		ID	Normal	Normal	✓

Network Diagrams



A1 - 2033 Base + Committed + Cumulative AM + LCC Scheme

D1 - 2033 Base + Committed + Cumulative AM + LCC Scheme*

Summary

Data Errors and Warnings

Severity	Area	Item	Description
Warning	Traffic Stream Data	Arm Bf - Traffic Stream 1	Arm Bf - Traffic Stream 1 is over 200m. Recommend the use of PDM to model platooning effects.
Warning	Traffic Stream Data	Arm Bf - Traffic Stream 2	Arm Bf - Traffic Stream 2 is over 200m. Recommend the use of PDM to model platooning effects.
Warning	Traffic Stream Data	Arm Ff - Traffic Stream 1	Arm Ff - Traffic Stream 1 is over 200m. Recommend the use of PDM to model platooning effects.
Warning	Traffic Stream Data	Arm Ff - Traffic Stream 2	Arm Ff - Traffic Stream 2 is over 200m. Recommend the use of PDM to model platooning effects.
Warning	Traffic Stream Data	Arm xA - Traffic Stream 1	Arm xA - Traffic Stream 1 is over 200m. Recommend the use of PDM to model platooning effects.
Warning	Traffic Stream Data	Arm xA - Traffic Stream 2	Arm xA - Traffic Stream 2 is over 200m. Recommend the use of PDM to model platooning effects.
Warning	Traffic Stream Data	Arm TC38 - Traffic Stream 1	Traffic Stream 1: CTM uses a whole number of cells. CTM is using the length adjusted by 30%.
Warning	Traffic Stream Signals	Arm TC42 - Traffic Stream 1 - Signals (TC777-1, E)	Traffic Stream 1 controlling phase E never runs in the current stage sequence.
Info	Arm Data	Arm xC	No traffic node specified for arm(s): xC
Info	Traffic Stream Signals	Arm TC42 - Traffic Stream 1 - Signals (TC777-1, E)	Traffic Stream 1 controlling phase E never runs in stage sequence 1.

Run Summary

Analysis set used	Run start time	Run finish time	Modelling start time (HH:mm)	Network Cycle Time (s)	Performance Index (£ per hr)	Total network delay (PCU-hr/hr)	Highest DOS (%)	Item with highest DOS	Number of oversaturated items	Percentage of oversaturated items (%)	Item with worst signalised PRC	Item with worst unsignalised PRC	Item with worst over PR
1	19/07/2021 23:11:31	19/07/2021 23:11:48	07:30	120	23637.69	1583.89	600.16	51/1	36	23	TC42/1	51/1	TC4

Analysis Set Details

Name	Description	Demand set	Include in report	Locked
2033 Base + Committed + Cumulative AM + LCC Scheme		D1	✓	

Demand Set Details

Name	Description	Composite	Demand sets	Start time (HH:mm)	Locked
2033 Base + Committed + Cumulative AM + LCC Scheme				07:30	

Network Options

Network timings

Network cycle time (s)	Restrict to SCOOT cycle times	Time segment length (min)	Number of time segments	Modelled time period (min)
120		60	1	60

Signals options

Start displacement (s)	End displacement (s)
2	3

Advanced

Phase minimum broken penalty (£)	Phase maximum broken penalty (£)	Intergreen broken penalty (£)	Starting Red-with-Amber (s)
10000.00	10000.00	10000.00	2

Traffic options

Traffic model	Vehicle flow scaling factor (%)	Pedestrian flow scaling factor (%)	Cruise times or speeds
Platoon Dispersion (PDM)	100	100	Cruise Speeds

Advanced

Resolution	DOS Threshold (%)	Cruise scaling factor (%)	Use link stop weightings	Use link delay weightings	Exclude pedestrians from results calculation	Random delay mode	Type of Vehicle-in-Service	Type of random parameter	PCU Length (m)	Calculate results for Path Segments	Generate PDM Profile Data
1	90	100	✓	✓		Complex	Uniform (TRANSYT)	Uniform (TRANSYT)	5.75		✓

Normal Traffic parameters

Dispersion type	Dispersion coefficient	Travel time coefficient
Default	35	80

Normal Traffic Types

Name	PCU Factor
Normal	1.00

Bus parameters

Name	PCU Factor	Dispersion type	Acceleration (ms ⁻²)	Stationary time coefficient	Cruise time coefficient
Bus	1.00	Default	0.94	30	85

Tram parameters

Name	PCU Factor	Dispersion type	Acceleration (ms ⁻²)	Stationary time coefficient	Cruise time coefficient
Tram	1.00	Default	0.94	100	100

Pedestrian parameters

Dispersion type
Default

Optimisation options

Enable optimisation	Auto redistribute	Optimisation level	Enable OUT Profile accuracy
✓		Offsets And Green Splits	✓

Advanced

Optimisation type	Hill climb increments	OUTProfile accuracy	Use enhanced optimisation	Auto optimisation order	Optimisation order	Master controller	Offsets relative to master controller	Master controller offset after each run
Hill Climb (Fast)	15, 40, -1, 15, 40, 1, -1, 1	50, 50, 5, 5, 0.5, 0.5, 0.05, 0.05		✓	770-1, 770-3, 771-1, 11, 12, 13			Do nothing

Economics

Vehicle Monetary Value Of Delay (£ per PCU-hr)	Vehicle Monetary Value Of Stops (£ per 100 stops)	Pedestrian monetary value of delay (£ per Ped-hr)
14.20	2.60	14.20

Traffic Nodes

Traffic Nodes

Traffic node	Name	Description
(ALL)	(untitled)	

Arms and Traffic Streams

Arms

Arm	Name	Description	Traffic node
A	Dewsbury Rd SB		6
Ac	(untitled)		6
Acf	(untitled)		6
Af	Dewsbury Rd SB		6
B	M62 WB off slip		1
Bc	(untitled)		1
Bcf	(untitled)		1
Bf	M62 WB off slip		1
C	Bradford Rd WB		2
Cf	Bradford Rd WB		2
D	Dewsbury Rd NB		3
Dc	(untitled)		3
Dcf	(untitled)		3
Df	Dewsbury Rd NB		3-2
Dxp	Dewsbury Rd exit SB (ped)		3-2
Ec	(untitled)		4
Ecf	(untitled)		4
Ef	Bradford Rd EB		4
Exp	Bradford Rd exit WB (ped)		4-2
F	M62 EB off slip		5
Fc	(untitled)		5
Ff	M62 EB off slip		5
G	(untitled)		2
Gf	(untitled)		4
xA	Dewsbury Rd exit NB		10
xB	M62 EB on slip		
xC	(untitled)		
xD	Dewsbury Rd exit SB		
xE	Bradford Rd exit WB		
xF	M62 WB on slip		
Cc1	(untitled)		2
E1	Bradford Rd EB (left)		4
Gf1	(untitled)		4
Cc2	(untitled)		2
E2	Bradford Rd EB (ahead)		4
TC5	(untitled)		TC771-6
TC9	(untitled)		TC771-6
TC35	(untitled)		TC771-6
TC36	(untitled)		TC771-6
TC37	(untitled)		TC771-6
TC38	(untitled)		TC771-6
TC39	(untitled)		TC771-6
TC40	(untitled)		TC771-6
TC41	(untitled)		TC771-6
TC42	(untitled)		TC771-6
TC43	(untitled)		
47	(untitled)		2
48	(untitled)		2
49	(untitled)		TC771-6
50	(untitled)		1
51	(untitled)		4-2
52			3-2
53			TC771-6
54			6
55			4

Traffic Streams

Arm	Traffic Stream	Name	Description	Auto length	Length (m)	Has Saturation Flow	Saturation flow source	Saturation flow (PCU/hr)	Auto-calculate cell saturation flow	Cell saturation flow (PCU/hr)	Is signal controlled	Is give way	Traffic type	Allow Nearside Turn On Red
A	1	(untitled)	M62E	✓	74.52	✓	Directly entered	2050		2050	✓		Normal	
	2	(untitled)	Wake	✓	76.88	✓	Directly entered	2050		2050	✓		Normal	
	3	(untitled)	Dews	✓	78.61	✓	Directly entered	2050		2050	✓		Normal	
	4	(untitled)	Brad/M62W	✓	80.35	✓	Directly entered	2050		2050	✓		Normal	
Ac	1	(untitled)	M62E	✓	95.80	✓	Directly entered	2263		2263	✓		Normal	
	2	(untitled)	Wake	✓	92.34	✓	Directly entered	2263		2263	✓		Normal	
	3	(untitled)	Dews/Brad	✓	87.95	✓	Directly entered	2263		2263	✓		Normal	
Acf	1	(untitled)		✓	69.59	✓	Directly entered	2263		2263			Normal	
	2	(untitled)		✓	70.42	✓	Directly entered	2263		2263			Normal	
Af	1	(untitled)	M62E/Wake	✓	55.14	✓	Directly entered	2050		2050			Normal	
	2	(untitled)	Dews	✓	54.98	✓	Directly entered	2050		2050			Normal	
	3	(untitled)	Brad/M62W	✓	55.19	✓	Directly entered	2050		2050			Normal	
B	1	(untitled)	Wake/Dews	✓	94.67	✓	Directly entered	2050		2050	✓		Normal	
	2	(untitled)	Brad	✓	97.18	✓	Directly entered	2150		2150	✓		Normal	
	3	(untitled)	Leeds	✓	99.69	✓	Directly entered	2100		2100	✓		Normal	
	4	(untitled)		✓	102.42	✓	Directly entered	2050		2050	✓		Normal	
Bc	1	(untitled)	Wake	✓	132.85	✓	Directly entered	2050		2050	✓		Normal	
	2	(untitled)	Dews	✓	131.47	✓	Directly entered	2050		2263	✓		Normal	
	3	(untitled)	Brad/M62W	✓	130.10	✓	Directly entered	2050		2050	✓		Normal	
Bcf	1	(untitled)		✓	62.67	✓	Directly entered	2263		2263			Normal	
	2	(untitled)		✓	63.14	✓	Directly entered	2263		2050			Normal	
	3	(untitled)		✓	62.35	✓	Directly entered	2263		2050			Normal	
	4	(untitled)		✓	62.25	✓	Directly entered	2263		2050			Normal	
Bf	1	(untitled)		✓	227.81	✓	Sum of lanes	1800		1600			Normal	
	2	(untitled)		✓	228.44	✓	Sum of lanes	1800		1700			Normal	
C	1	(untitled)	Dews/Brad	✓	121.13	✓	Directly entered	2100		2050	✓		Normal	
	2	(untitled)	M62W/Brad/Leeds	✓	122.36	✓	Directly entered	2200		2100	✓		Normal	
	3	(untitled)	Leeds/M62E	✓	124.35	✓	Directly entered	2050		1900	✓		Normal	
Cf	1	(untitled)		✓	144.60	✓	Sum of lanes	1965		1965			Normal	
	2	(untitled)		✓	145.86	✓	Sum of lanes	1965		1965			Normal	
	1	(untitled)	Brad/M62		55.00	✓	Directly entered	2050		2050	✓		Normal	

D	2	(untitled)	Leeds		55.00	✓	Directly entered	1850		2075	✓		Normal
	3	(untitled)	Leeds/M62/Wake	✓	55.95	✓	Directly entered	2250		2250	✓		Normal
Dc	1	(untitled)	Brad	✓	50.67	✓	Directly entered	2100		2100	✓		Normal
	2	(untitled)	Brad/M62W	✓	48.72	✓	Directly entered	2100		2100	✓		Normal
	3	(untitled)	Leeds	✓	46.80	✓	Directly entered	2100		2100	✓		Normal
	4	(untitled)	Leeds/M62E	✓	44.85	✓	Directly entered	2100		2100	✓		Normal
Dcf	1	(untitled)		✓	65.95	✓	Directly entered	2050		2050			Normal
	2	(untitled)		✓	65.92	✓	Directly entered	2100		2100			Normal
	3	(untitled)		✓	68.61	✓	Directly entered	2100		2100			Normal
	4	(untitled)		✓	66.73	✓	Directly entered	2100		2100			Normal
	5	(untitled)		✓	66.90	✓	Directly entered	2100		2100			Normal
Df	1	(untitled)			200.00	✓	Sum of lanes	1900			✓		Normal
	2	(untitled)			200.00	✓	Directly entered	2250			✓		Normal
Dxp	1	(untitled)		✓	46.62	✓	Directly entered	2050			✓		Normal
	2	(untitled)		✓	48.64	✓	Directly entered	2050			✓		Normal
Ec	1	(untitled)	M62W	✓	50.09	✓	Directly entered	2150		2150	✓		Normal
	2	(untitled)	Leeds	✓	48.43	✓	Directly entered	2263		2263	✓		Normal
	3	(untitled)	Leeds	✓	46.77	✓	Directly entered	2263		2263	✓		Normal
	4	(untitled)	M62E	✓	45.93	✓	Directly entered	2250		2250	✓		Normal
Ecf	1	(untitled)		✓	45.94	✓	Directly entered	2100		2100			Normal
	2	(untitled)		✓	46.37	✓	Directly entered	2100		2100			Normal
	3	(untitled)		✓	46.93	✓	Directly entered	2263		2263			Normal
	4	(untitled)		✓	50.37	✓	Directly entered	2300		2300			Normal
Ef	1	(untitled)		✓	127.54	✓	Directly entered	1900					Normal
	2	(untitled)		✓	127.54	✓	Sum of lanes	1900					Normal
Exp	1	(untitled)		✓	51.83	✓	Directly entered	2050		2100	✓		Normal
	2	(untitled)		✓	53.71	✓	Directly entered	2050		2100	✓		Normal
F	1	(untitled)	Leeds	✓	85.13	✓	Directly entered	2100		2100	✓		Normal
	2	(untitled)	Wake	✓	85.72	✓	Directly entered	2100		2100	✓		Normal
	3	(untitled)	Dews/Brad	✓	87.25	✓	Directly entered	2100		2100	✓		Normal
Fc	1	(untitled)	Leeds	✓	183.21	✓	Directly entered	2263		2263	✓		Normal
	2	(untitled)	Leeds	✓	181.45	✓	Directly entered	2263		2263	✓		Normal
	3	(untitled)	M62E/Dews	✓	180.28	✓	Directly entered	2263		2263	✓		Normal

Ff	1	(untitled)		✓	275.73	✓	Sum of lanes	1900		1900			Normal
	2	(untitled)		✓	275.39	✓	Sum of lanes	1900		1900			Normal
G	1	(untitled)		✓	156.15	✓	Directly entered	2050		2050	✓		Normal
	2	(untitled)		✓	152.60	✓	Directly entered	2050		2050	✓		Normal
Gf	1	(untitled)		✓	38.89	✓	Directly entered	2050		2050			Normal
	2	(untitled)		✓	38.45	✓	Directly entered	2050		2050			Normal
xA	1	(untitled)		✓	229.66	✓	Directly entered	2263		2263			Normal
	2	(untitled)		✓	229.97	✓	Directly entered	2263		2263			Normal
xB	1	(untitled)		✓	58.47								Normal
xC	1	(untitled)		✓	115.60	✓	Sum of lanes	1900		1900			Normal
	2	(untitled)		✓	115.98	✓	Sum of lanes	1900		1900			Normal
xD	1	(untitled)		✓	121.71								Normal
	2	(untitled)		✓	122.74								Normal
xE	1	(untitled)		✓	173.89								Normal
	2	(untitled)		✓	173.83								Normal
xF	1	(untitled)		✓	102.75								Normal
Cc1	1	(untitled)	Wake	✓	95.84	✓	Directly entered	2050		2050	✓		Normal
E1	1	(untitled)	M62W/Leeds		80.00	✓	Directly entered	2050		1900	✓		Normal
	2	(untitled)	Leeds/M62E		80.00	✓	Directly entered	2200		2100	✓		Normal
Gf1	1	(untitled)		✓	49.26						✓		Normal
Cc2	2	(untitled)	Dews	✓	91.58	✓	Directly entered	2150		2100	✓		Normal
	3	(untitled)	Brad/M62W	✓	89.25	✓	Directly entered	2050		2050	✓		Normal
	4	(untitled)	Dews/Brad	✓	88.96	✓	Directly entered	2150		2100	✓		Normal
	5	(untitled)	Leeds	✓	88.65	✓	Directly entered	2050		2050	✓		Normal
E2	3	(untitled)	Wake	✓	53.28	✓	Directly entered	2150		2050	✓		Normal
	4	(untitled)	Wake	✓	54.33	✓	Directly entered	2050		2050	✓		Normal
TC5	2	(untitled)		✓	23.03	✓	Sum of lanes	2263		2263	✓		Normal
	3	(untitled)		✓	23.02	✓	Directly entered	2263		2263	✓		Normal
	4	(untitled)		✓	24.43	✓	Sum of lanes	1800		2263	✓		Normal
TC9	1	(untitled)		✓	91.71	✓	Directly entered	1925		1925	✓		Normal
	2	(untitled)		✓	92.11	✓	Sum of lanes	1966		1966	✓		Normal
	3	(untitled)		✓	92.69	✓	Sum of lanes	1947		1947	✓		Normal
TC35	1	(untitled)		✓	24.16	✓	Directly entered	1900		2263	✓		Normal
TC36	1	(untitled)		✓	25.22	✓	Sum of lanes	1800					Normal
TC37	1	(untitled)		✓	44.32	✓	Directly entered	1850		1850	✓		Normal
TC38	1	(untitled)		✓	21.32	✓	Directly entered	1850		1850		✓	Normal

TC39	2	(untitled)		✓	35.24	✓	Directly entered	2263		2263			Normal
	3	(untitled)		✓	33.28	✓	Directly entered	2263		2263			Normal
TC40	2	(untitled)		✓	58.74								Normal
	3	(untitled)		✓	55.82								Normal
TC41	1	(untitled)		✓	54.63	✓	Directly entered	1850		1850	✓		Normal
	2	(untitled)		✓	55.07	✓	Directly entered	1850		1850	✓		Normal
TC42	1	(untitled)		✓	23.35	✓	Sum of lanes	1771			✓		Normal
TC43	1	(untitled)		✓	52.01	✓	Sum of lanes	1800					Normal
47	1	(untitled)		✓	133.63	✓	Directly entered	1300		1300			Normal
48	1	(untitled)		✓	55.12	✓	Sum of lanes	1965					Normal
49	1	(untitled)		✓	26.24	✓	Directly entered	1900					Normal
	2	(untitled)		✓	26.24	✓	Directly entered	1900					Normal
50	1	(untitled)		✓	48.15	✓	Sum of lanes	1900					Normal
51	1	(untitled)		✓	37.47	✓	Sum of lanes	1900					Normal
52	1				200.00	✓	Sum of lanes	1800			✓		Normal
53	1			✓	91.05	✓	Sum of lanes	1800			✓		Normal
54	1				25.00	✓	Sum of lanes	1800			✓		Normal
55	1				20.00	✓	Sum of lanes	1800			✓		Normal

Lanes

Arm	Traffic Stream	Lane	Name	Description	Use RR67	Surface condition	Site quality factor	Gradient (%)	Width (m)	Use connector turning radius	Proportion that turn (%)	Turning radius (m)	Nearside lane	Saturation flow (PCU/hr)
A	1	1	(untitled)											
	2	2	(untitled)											
	3	3	(untitled)											
	4	4	(untitled)											
Ac	1	1	(untitled)											
	2	2	(untitled)											
	3	3	(untitled)											
Acf	1	1	(untitled)											
	2	2	(untitled)											
Af	1	1	(untitled)											
	2	2	(untitled)											
	3	3	(untitled)											
B	1	1	(untitled)											
	2	2	(untitled)											
	3	3	(untitled)											
	4	4	(untitled)											
Bc	1	1	(untitled)											
	2	1	(untitled)											
	3	1	(untitled)											
Bcf	1	1	(untitled)											
	2	1	(untitled)											
	3	1	(untitled)											
	4	1	(untitled)											

E1	1	1	(untitled)											
	2	2	(untitled)											
Gf1	1	1	(untitled)											
	2	2	(untitled)											
Cc2	3	3	(untitled)											
	4	4	(untitled)											
	5	5	(untitled)											
E2	3	3	(untitled)											
	4	4	(untitled)											
TC5	2	1	(untitled)		✓	N/A	Clearly Good	0	3.50	✓	0	99999.00		2263
	3	1	(untitled)											
	4	1	(untitled)											1800
TC9	1	1	(untitled)											
	2	1	(untitled)		✓	N/A	Average	0	3.70	✓	0	99999.00		1966
	3	1	(untitled)		✓	N/A	Average	0	3.50	✓	0	99999.00		1947
TC35	1	1	(untitled)											
TC36	1	1	(untitled)											1800
TC37	1	1	(untitled)											
TC38	1	1	(untitled)											
TC39	2	1	(untitled)											
	3	1	(untitled)											
TC40	2	1	(untitled)											
	3	1	(untitled)											
TC41	1	1	(untitled)											
	2	1	(untitled)											
TC42	1	1	(untitled)		✓	N/A	Average	0	3.00	✓	0	9.44	✓	1771
TC43	1	1	(untitled)											1800
47	1	1	(untitled)											
48	1	1	(untitled)											1965
49	1	2	(untitled)											
	2	1	(untitled)											
50	1	1	(untitled)											1900
51	1	1	(untitled)											1900
52	1	1	(untitled)											1800
53	1	1	(untitled)											1800
54	1	1	(untitled)											1800
55	1	1	(untitled)											1800

Modelling

Arm	Traffic Stream	Traffic model	Stop weighting multiplier (%)	Delay weighting multiplier (%)	Assignment Cost Weighting (%)	Exclude from results calculation	Max queue storage (PCU)	Has queue limit	Queue limit (PCU)	Excess queue penalty (£)	Has degree of saturation limit	Degree of saturation limit (%)	Excess degree of saturation penalty (£)	Low degree of saturation penalty (£)
A	1	CTM	100	100	100		0.00							
	2	CTM	100	100	100		0.00							
	3	CTM	100	100	100		0.00							
	4	CTM	100	100	100		0.00							
Ac	1	CTM	100	100	100		0.00							
	2	CTM	100	100	100		0.00							
	3	CTM	100	100	100		0.00							
Acf	1	CTM	100	100	100		0.00							
	2	CTM	100	100	100		0.00							
Af	1	CTM	100	100	100		0.00							
	2	CTM	100	100	100		0.00							
	3	CTM	100	100	100		0.00							
B	1	CTM	100	100	100		0.00							
	2	CTM	100	100	100		0.00							
	3	CTM	100	100	100		0.00							

	4	CTM	100	100	100	0.00								
Bc	1	CTM	100	100	100	0.00								
	2	CTM	100	100	100	0.00								
	3	CTM	100	100	100	0.00								
	4	CTM	100	100	100	0.00								
Bcf	1	CTM	100	100	100	0.00								
	2	CTM	100	100	100	0.00								
	3	CTM	100	100	100	0.00								
	4	CTM	100	100	100	0.00								
Bf	1	CTM	100	100	100	0.00								
	2	CTM	100	100	100	0.00								
C	1	CTM	100	100	100	0.00								
	2	CTM	100	100	100	0.00								
	3	CTM	100	100	100	0.00								
Cf	1	CTM	100	100	100	0.00								
	2	CTM	100	100	100	0.00								
D	1	CTM	100	100	100	0.00								
	2	CTM	100	100	100	0.00								
	3	CTM	100	100	100	0.00								
Dc	1	CTM	100	100	100	0.00								
	2	CTM	100	100	100	0.00								
	3	CTM	100	100	100	0.00								
	4	CTM	100	100	100	0.00								
Dcf	1	CTM	100	100	100	0.00								
	2	CTM	100	100	100	0.00								
	3	CTM	100	100	100	0.00								
	4	CTM	100	100	100	0.00								
	5	CTM	100	100	100	0.00								
Df	1	NetworkDefault	100	100	100	0.00								
	2	NetworkDefault	100	100	100	0.00								
Dxp	1	NetworkDefault	100	100	100	0.00								
	2	NetworkDefault	100	100	100	0.00								
Ec	1	CTM	100	100	100	0.00								
	2	CTM	100	100	100	0.00								
	3	CTM	100	100	100	0.00								
	4	CTM	100	100	100	0.00								
Ecf	1	CTM	100	100	100	0.00								
	2	CTM	100	100	100	0.00								
	3	CTM	100	100	100	0.00								
	4	CTM	100	100	100	0.00								
Ef	1	NetworkDefault	100	100	100	0.00								
	2	NetworkDefault	100	100	100	0.00								
Exp	1	CTM	100	100	100	0.00								
	2	CTM	100	100	100	0.00								
F	1	CTM	100	100	100	0.00								
	2	CTM	100	100	100	0.00								
	3	CTM	100	100	100	0.00								
Fc	1	CTM	100	100	100	0.00								
	2	CTM	100	100	100	0.00								
	3	CTM	100	100	100	0.00								
Ff	1	CTM	100	100	100	0.00								
	2	CTM	100	100	100	0.00	✓	0.00	0.00	✓	2	0.00	0.00	
G	1	CTM	100	100	100	0.00								
	2	CTM	100	100	100	0.00								
Gf	1	CTM	100	100	100	0.00								
	2	CTM	100	100	100	0.00								
xA	1	CTM	100	100	100	0.00								
	2	CTM	100	100	100	0.00								
xB	1	NetworkDefault	100	100	100	0.00								

xC	1	CTM	100	100	100	0.00								
	2	CTM	100	100	100	0.00								
xD	1	NetworkDefault	100	100	100	0.00								
	2	NetworkDefault	100	100	100	0.00								
xE	1	NetworkDefault	100	100	100	0.00								
	2	NetworkDefault	100	100	100	0.00								
xF	1	NetworkDefault	100	100	100	0.00								
Cc1	1	CTM	100	100	100	0.00								
E1	1	CTM	100	100	100	0.00								
	2	CTM	100	100	100	0.00								
Gf1	1	NetworkDefault	100	100	100	0.00								
Cc2	2	CTM	100	100	100	0.00								
	3	CTM	100	100	100	0.00								
	4	CTM	100	100	100	0.00								
	5	CTM	100	100	100	0.00								
	3	CTM	100	100	100	0.00								
E2	4	CTM	100	100	100	0.00								
	3	CTM	100	100	100	0.00								
TC5	3	CTM	100	100	100	0.00								
	4	CTM	100	100	100	0.00								
	1	CTM	100	100	100	0.00								
TC9	2	CTM	100	100	100	0.00								
	3	CTM	100	100	100	0.00								
	1	CTM	100	100	100	0.00								
TC35	1	CTM	100	100	100	0.00								
TC36	1	NetworkDefault	100	100	100	0.00								
TC37	1	CTM	100	100	100	0.00								
TC38	1	CTM	100	100	100	0.00								
TC39	2	CTM	100	100	100	0.00								
	3	CTM	100	100	100	0.00								
TC40	2	PDM	100	100	100	0.00								
	3	PDM	100	100	100	0.00								
TC41	1	CTM	100	100	100	0.00								
	2	CTM	100	100	100	0.00								
TC42	1	NetworkDefault	100	100	100	0.00								
TC43	1	NetworkDefault	100	100	100	0.00								
47	1	CTM	100	100	100	0.00								
48	1	NetworkDefault	100	100	100	0.00								
49	1	NetworkDefault	100	100	100	0.00								
	2	NetworkDefault	100	100	100	0.00								
50	1	NetworkDefault	100	100	100	0.00								
51	1	NetworkDefault	100	100	100	0.00								
52	1	NetworkDefault	100	100	100	0.00								
53	1	NetworkDefault	100	100	100	0.00								
54	1	NetworkDefault	100	100	100	0.00								
55	1	NetworkDefault	100	100	100	0.00								

Modelling - Advanced

Arm	Traffic Stream	Initial queue (PCU)	Type of Vehicle-in-Service	Vehicle-in-Service	Type of random parameter	Random parameter	Auto cycle time	Cycle time
(ALL)	(ALL)	0.00	NetworkDefault	Not-Included	NetworkDefault	0.50	✓	120

Normal traffic - Modelling

Arm	Traffic Stream	Stop weighting (%)	Delay weighting (%)
(ALL)	(ALL)	100	100

Normal traffic - Advanced

Arm	Traffic Stream	Dispersion type for Normal Traffic
(ALL)	(ALL)	NetworkDefault

Flows

Arm	Traffic Stream	Total Flow (PCU/hr)	Normal Flow (PCU/hr)
A	1	430	430
	2	230	230
	3	437	437
	4	404	404
Ac	1	1155	1155
	2	230	230
	3	401	401
Acf	1	1385	1385
	2	401	401
Af	1	660	660
	2	437	437
	3	404	404
B	1	422	422
	2	404	404
	3	571	571
	4	570	570
Bc	1	460	460
	2	758	758
	3	484	484
Bcf	1	1585	1585
	2	460	460
	3	758	758
	4	484	484
Bf	1	826	826
	2	1141	1141
C	1	602	602
	2	633	633
	3	370	370
Cf	1	602	602
	2	1003	1003
D	1	539	539
	2	927	927
	3	862	862
Dc	1	1043	1043
	2	830	830
	3	797	797
	4	940	940
Dcf	1	946	946
	2	1323	1323
	3	830	830
	4	797	797
	5	940	940
Df	1	1452	1452
	2	862	862
Dxp	1	946	946
	2	280	280
Ec	1	849	849
	2	1657	1657
	3	1199	1199
	4	632	632
Ecf	1	1219	1219
	2	1193	1193
	3	1657	1657
	4	1869	1869

Ef	1	907	907
	2	509	509
Exp	1	1219	1219
	2	344	344
F	1	390	390
	2	229	229
	3	323	323
Fc	1	1892	1892
	2	1243	1243
	3	1205	1205
Ff	1	619	619
	2	323	323
G	1	377	377
	2	170	170
Gf	1	374	374
	2	135	135
xA	1	2049	2049
	2	1447	1447
xB	1	1585	1585
xC	1	606	606
	2	378	378
xD	1	946	946
	2	280	280
xE	1	1219	1219
	2	344	344
xF	1	904	904
Cc1	1	437	437
E1	1	334	334
	2	573	573
Gf1	1	38	38
	2	858	858
	3	917	917
	4	886	886
E2	3	374	374
	4	135	135
TC5	2	1461	1461
	3	1447	1447
	4	0	0
TC9	1	555	555
	2	416	416
	3	330	330
TC35	1	588	588
TC36	1	230	230
TC37	1	41	41
TC38	1	41	41
TC39	2	1461	1461
	3	1447	1447
TC40	2	1502	1502
	3	1447	1447
TC41	1	95	95
	2	95	95
TC42	1	0	0
TC43	1	0	0
47	1	984	984
48	1	1605	1605
49	1	565	565
	2	746	746

50	1	1967	1967
51	1	942	942
52	1	14	14
53	1	10	10
54	1	1585	1585
55	1	904	904

Signals

Arm	Traffic Stream	Controller stream	Phase	Second phase enabled
A	1	771-2	E	
	2	771-2	E	
	3	771-2	E	
	4	771-2	E	
Ac	1	771-2	D	
	2	771-2	D	
	3	771-2	D	
B	1	769-1	B	
	2	769-1	B	
	3	769-1	B	
	4	769-1	B	
Bc	1	769-1	A	
	2	769-1	A	
	3	769-1	A	
C	1	769-2	G	
	2	769-2	G	
	3	769-2	G	
D	1	770-1	B	
	2	770-1	B	
	3	770-1	B	
Dc	1	770-1	A	
	2	770-1	A	
	3	770-1	A	
	4	770-1	A	
Df	1	11	B	
	2	11	B	
Dxp	1	770-2	D	
	2	770-2	D	
Ec	1	770-3	F	
	2	770-3	F	
	3	770-3	F	
	4	770-3	F	
Exp	1	770-4	L	
	2	770-4	L	
F	1	771-1	B	
	2	771-1	B	
	3	771-1	B	
Fc	1	771-1	A	
	2	771-1	A	
	3	771-1	A	
G	1	769-2	F	
	2	769-2	F	
Cc1	1	769-2	E	
E1	1	770-3	G	
	2	770-3	G	
Cc2	2	769-2	D	
	3	769-2	D	
	4	769-2	D	
	5	769-2	D	

E2	3	770-3	H	
	4	770-3	H	
TC5	2	TC777-1	A	
	3	TC777-1	A	
TC9	4	TC777-1	C	
	1	TC777-1	B	
TC35	2	TC777-1	B	
	3	TC777-1	B	
TC37	1	TC777-1	A	
TC41	1	TC777-2	J	
	1	TC777-1	D	
TC42	2	TC777-1	D	
	1	TC777-1	E	
52	1	11	A	
53	1	TC777-1	J	
54	1	12	A	
55	1	13	A	

Entry Sources

Arm	Traffic Stream	Cruise time for Normal Traffic (s)	Cruise speed for Normal Traffic (kph)
Df	1	24.00	30.00
	2	24.00	30.00
Ef	1	15.31	30.00
	2	15.31	30.00
TC36	1	3.03	30.00
TC42	1	2.80	30.00
48	1	6.61	30.00
49	1	3.15	30.00
	2	3.15	30.00
50	1	5.78	30.00
51	1	4.50	30.00
52	1	24.00	30.00

Sources

Arm	Traffic Stream	Source	Source traffic stream	Destination traffic stream	Cruise time for Normal Traffic (s)	Cruise speed for Normal Traffic (kph)	Auto turning radius	Traffic turn style	Turning radius (m)
A	1	1	Af/1	A/1	5.59	48.00	✓	Straight	Straight Movement
	2	1	Af/1	A/2	5.77	48.00	✓	Straight	Straight Movement
	3	1	Af/2	A/3	5.90	48.00	✓	Straight	Straight Movement
	4	1	Af/3	A/4	6.03	48.00	✓	Straight	Straight Movement
Ac	1	1	Acf/1	Ac/1	7.19	48.00	✓	Offside	48.59
	2	1	Acf/1	Ac/2	9.50	35.00	✓	Offside	46.08
	3	1	Acf/2	Ac/3	6.60	48.00	✓	Offside	42.76
Acf	1	1	F/2	Acf/1	5.22	48.00	✓	Straight	Straight Movement
	2	1	F/3	Acf/2	7.24	35.00	✓	Straight	Straight Movement
Af	1	1	TC42/1	Af/1	6.62	30.00	✓	Nearside	10.60
	2	1	TC42/1	Af/2	6.60	30.00	✓	Nearside	10.60
	3	1	TC42/1	Af/3	6.62	30.00	✓	Nearside	10.60
B	1	1	Bf/1	B/1	7.10	48.00	✓	Straight	Straight Movement
	2	1	Bf/1	B/2	7.29	48.00	✓	Straight	Straight Movement
	3	1	Bf/2	B/3	7.48	48.00	✓	Straight	Straight Movement

	4	1	Bf/2	B/4	12.29	30.00	✓	Straight	Straight Movement
Bc	1	1	Bcf/2	Bc/1	11.96	40.00	✓	Offside	51.76
	2	1	Bcf/3	Bc/2	11.83	40.00	✓	Offside	48.45
	3	1	Bcf/4	Bc/3	11.71	40.00	✓	Offside	45.13
Bcf	1	1	A/1	Bcf/1	4.70	48.00	✓	Nearside	68.65
	2	1	A/2	Bcf/2	6.69	34.00	✓	Nearside	71.96
	3	1	A/3	Bcf/3	6.60	34.00	✓	Nearside	75.27
	4	1	A/4	Bcf/4	6.59	34.00	✓	Nearside	78.59
Bf	1	1	50/1	Bf/1	27.34	30.00	✓	Straight	Straight Movement
	2	1	50/1	Bf/2	27.41	30.00	✓	Straight	Straight Movement
C	1	1	Cf/1	C/1	14.54	30.00	✓	Offside	59.30
	2	1	Cf/2	C/2	14.68	30.00	✓	Offside	55.98
	3	1	Cf/2	C/3	14.92	30.00	✓	Offside	53.27
Cf	1	1	48/1	Cf/1	17.35	30.00	✓	Straight	Straight Movement
	2	1	48/1	Cf/2	17.50	30.00	✓	Straight	Straight Movement
D	1	1	Df/1	D/1	4.13	48.00	✓	Straight	Straight Movement
	2	1	Df/1	D/2	4.13	48.00	✓	Straight	Straight Movement
	3	1	Df/2	D/3	4.20	48.00	✓	Straight	Straight Movement
Dc	1	1	Dcf/2	Dc/1	3.80	48.00	✓	Offside	56.07
	2	1	Dcf/3	Dc/2	3.65	48.00	✓	Offside	52.76
	3	1	Dcf/4	Dc/3	5.62	30.00	✓	Offside	49.44
	4	1	Dcf/5	Dc/4	5.38	30.00	✓	Offside	46.13
Dcf	1	1	Cc2/2	Dcf/1	4.95	48.00	✓	Straight	Straight Movement
	2	1	Cc2/4	Dcf/2	4.94	48.00	✓	Straight	Straight Movement
	3	1	Cc2/3	Dcf/3	5.15	48.00	✓	Straight	Straight Movement
	4	1	C/2	Dcf/4	5.00	48.00	✓	Nearside	58.86
	5	1	Cc2/5	Dcf/5	5.02	48.00	✓	Straight	Straight Movement
Dxp	1	1	Dcf/1	Dxp/1	3.50	48.00	✓	Nearside	80.62
	2	1	Dcf/2	Dxp/2	3.65	48.00	✓	Nearside	83.93
Ec	1	1	Ecf/2	Ec/1	3.76	48.00	✓	Offside	76.42
	2	1	Ecf/3	Ec/2	3.63	48.00	✓	Offside	73.10
	3	1	Ecf/4	Ec/3	3.51	48.00	✓	Offside	69.79
	4	1	Ecf/4	Ec/4	3.44	48.00	✓	Offside	67.06
Ecf	1	1	Dc/1	Ecf/1	3.45	48.00	✓	Offside	76.11
	2	1	Dc/2	Ecf/2	3.48	48.00	✓	Offside	72.80
	3	1	Dc/3	Ecf/3	3.52	48.00	✓	Offside	69.49
	4	1	Dc/4	Ecf/4	3.78	48.00	✓	Offside	66.17
Exp	1	1	Ecf/1	Exp/1	3.89	48.00	✓	Nearside	52.96
	2	1	Ecf/2	Exp/2	4.03	48.00	✓	Nearside	56.27
F	1	1	Ff/1	F/1	6.38	48.00	✓	Straight	Straight Movement
	2	1	Ff/1	F/2	6.43	48.00	✓	Straight	Straight Movement
	3	1	Ff/2	F/3	6.54	48.00	✓	Straight	Straight Movement
Fc	1	1	Ec/2	Fc/1	18.84	35.00	✓	Straight	Straight Movement
	2	1	Ec/3	Fc/2	18.66	35.00	✓	Straight	Straight Movement
	3	1	Ec/4	Fc/3	18.54	35.00	✓	Straight	Straight Movement

Ff	1	1	51/1	Ff/1	33.09	30.00	✓	Straight	Straight Movement
	2	1	51/1	Ff/2	33.05	30.00	✓	Straight	Straight Movement
G	1	1	Gf/1	G/1	16.06	35.00	✓	Offside	96.83
	2	1	Gf/2	G/2	11.45	48.00	✓	Offside	93.51
Gf	1	1	E2/3	Gf/1	2.92	48.00	✓	Straight	Straight Movement
	2	1	E2/4	Gf/2	2.88	48.00	✓	Straight	Straight Movement
xA	1	1	F/1	xA/1	17.22	48.00	✓	Straight	Straight Movement
	2	1	F/1	xA/2	17.25	48.00	✓	Straight	Straight Movement
xB	1	1	54/1	xB/1	7.02	30.00	✓	Nearside	38.82
xC	1	1	G/1	xC/1	8.67	48.00	✓	Straight	Straight Movement
	2	1	G/2	xC/2	8.70	48.00	✓	Straight	Straight Movement
xD	1	1	Dxp/1	xD/1	9.13	48.00	✓	Nearside	30.26
	2	1	Dxp/2	xD/2	9.21	48.00	✓	Nearside	33.58
xE	1	1	Exp/1	xE/1	13.04	48.00	✓	Straight	Straight Movement
	2	1	Exp/2	xE/2	13.04	48.00	✓	Straight	Straight Movement
xF	1	1	55/1	xF/1	12.33	30.00	✓	Straight	Straight Movement
Cc1	1	1	B/1	Cc1/1	8.63	40.00	✓	Straight	Straight Movement
E1	1	1	Ef/1	E1/1	6.00	48.00	✓	Nearside	26.33
	2	1	Ef/1	E1/2	6.00	48.00	✓	Nearside	28.96
Gf1	1	1	Ecf/4	Gf1/1	3.69	48.00	✓	Offside	25.08
Cc2	2	1	B/1	Cc2/2	8.24	40.00	✓	Straight	Straight Movement
	3	1	Bc/3	Cc2/3	5.95	54.00	✓	Straight	Straight Movement
	4	1	Bc/3	Cc2/4	5.93	54.00	✓	Straight	Straight Movement
	5	1	Bc/3	Cc2/5	5.91	54.00	✓	Offside	97.08
E2	3	1	Ef/2	E2/3	4.00	48.00	✓	Nearside	43.25
	4	1	Ef/2	E2/4	4.07	48.00	✓	Nearside	43.25
TC5	2	1	xA/1	TC5/2	2.76	30.00	✓	Straight	Straight Movement
	3	1	xA/2	TC5/3	2.76	30.00	✓	Straight	Straight Movement
	4	1	xA/2	TC5/4	2.93	30.00	✓	Straight	Straight Movement
TC9	1	1	49/1	TC9/1	11.00	30.00	✓	Straight	Straight Movement
	2	1	49/2	TC9/2	11.05	30.00	✓	Straight	Straight Movement
	3	1	49/2	TC9/3	11.12	30.00	✓	Straight	Straight Movement
TC35	1	1	xA/1	TC35/1	2.90	30.00	✓	Straight	Straight Movement
TC37	1	1	TC36/1	TC37/1	3.19	50.00	✓	Nearside	46.04
TC38	1	1	TC37/1	TC38/1	1.53	50.00	✓	Straight	Straight Movement
TC39	2	1	TC5/2	TC39/2	2.54	50.00	✓	Straight	Straight Movement
	3	1	TC5/3	TC39/3	2.40	50.00	✓	Straight	Straight Movement
TC40	2	1	TC38/1	TC40/2	4.23	50.00	✓	Nearside	11.92
	3	1	TC39/3	TC40/3	4.02	50.00	✓	Offside	77.43

TC41	1	1	TC36/1	TC41/1	3.93	50.00	✓	Straight	Straight Movement
	2	1	TC36/1	TC41/2	3.97	50.00	✓	Straight	Straight Movement
TC43	1	1	TC9/1	TC43/1	3.74	50.00	✓	Nearside	6.11
47	1	1	xC/1	47/1	16.04	30.00	✓	Straight	Straight Movement
53	1	1	49/1	53/1	10.93	30.00	✓	Straight	Straight Movement
54	1	1	Bcf/1	54/1	3.00	30.00	✓	Nearside	50.43
55	1	1	Ec/1	55/1	2.40	30.00	✓	Straight	Straight Movement
Acf	1	2	Fc/3	Acf/1	5.22	48.00	✓	Straight	Straight Movement
	2	2	Fc/3	Acf/2	7.24	35.00	✓	Straight	Straight Movement
Af	1	2	TC9/1	Af/1	6.62	30.00	✓	Straight	Straight Movement
	2	2	TC9/2	Af/2	6.60	30.00	✓	Straight	Straight Movement
	3	2	TC9/3	Af/3	6.62	30.00	✓	Straight	Straight Movement
Bcf	1	2	Ac/1	Bcf/1	3.96	57.00	✓	Offside	93.05
	2	2	Ac/2	Bcf/2	3.99	57.00	✓	Offside	89.74
	3	2	Ac/3	Bcf/3	3.94	57.00	✓	Offside	86.42
	4	2	Ac/3	Bcf/4	3.93	57.00	✓	Offside	86.42
D	1	2	52/1	D/1	4.13	48.00	✓	Straight	Straight Movement
	2	2	52/1	D/2	4.13	48.00	✓	Straight	Straight Movement
	3	2	52/1	D/3	4.20	48.00	✓	Straight	Straight Movement
Dcf	1	2	C/1	Dcf/1	4.95	48.00	✓	Nearside	55.54
	2	2	C/1	Dcf/2	4.94	48.00	✓	Nearside	55.54
	3	2	C/2	Dcf/3	5.15	48.00	✓	Nearside	58.86
	4	2	Cc2/3	Dcf/4	8.01	30.00	✓	Straight	Straight Movement
	5	2	C/3	Dcf/5	5.02	48.00	✓	Nearside	62.17
Ecf	1	2	D/1	Ecf/1	3.45	48.00	✓	Nearside	43.36
	2	2	D/1	Ecf/2	3.48	48.00	✓	Nearside	43.36
	3	2	D/2	Ecf/3	3.52	48.00	✓	Nearside	46.68
	4	2	D/3	Ecf/4	3.78	48.00	✓	Nearside	49.99
Fc	1	2	E1/1	Fc/1	20.61	32.00	✓	Nearside	58.94
	2	2	E1/1	Fc/2	20.41	32.00	✓	Nearside	60.85
	3	2	E1/2	Fc/3	20.28	32.00	✓	Nearside	64.16
G	1	2	Gf1/1	G/1	16.06	35.00	✓	Offside	17.91
	2	2	Gf1/1	G/2	11.45	48.00	✓	Offside	15.13
xA	1	2	Fc/1	xA/1	17.22	48.00	✓	Straight	Straight Movement
	2	2	Fc/2	xA/2	17.25	48.00	✓	Straight	Straight Movement
xC	1	2	Cc1/1	xC/1	8.67	48.00	✓	Nearside	56.51
	2	2	Cc1/1	xC/2	8.70	48.00	✓	Nearside	57.28
Cc1	1	2	Bc/1	Cc1/1	6.39	54.00	✓	Straight	Straight Movement
Cc2	2	2	Bc/2	Cc2/2	6.11	54.00	✓	Straight	Straight Movement
	3	2	B/3	Cc2/3	8.03	40.00	✓	Straight	Straight Movement
	4	2	B/2	Cc2/4	8.01	40.00	✓	Straight	Straight Movement
	5	2	B/4	Cc2/5	7.98	40.00	✓	Straight	Straight Movement

TC39	2	2	TC42/1	TC39/2	2.54	50.00	✓	Offside	9.44
	3	2	TC42/1	TC39/3	2.40	50.00	✓	Offside	9.44
TC40	2	2	TC39/2	TC40/2	4.23	50.00	✓	Offside	80.74
TC43	1	2	TC5/4	TC43/1	3.74	50.00	✓	Offside	21.45
47	1	2	xC/2	47/1	16.04	30.00	✓	Straight	Straight Movement
55	1	2	E1/1	55/1	2.40	30.00	✓	Nearside	35.29
Acf	1	3	Fc/2	Acf/1	5.22	48.00	✓	Straight	Straight Movement
Af	1	3	TC41/1	Af/1	6.62	30.00	✓	Offside	6.19
	2	3	TC41/2	Af/2	6.60	30.00	✓	Offside	6.00
	3	3	TC41/2	Af/3	6.62	30.00	✓	Offside	6.00
Bcf	2	3	Ac/3	Bcf/2	3.99	57.00	✓	Offside	86.42
Dcf	3	3	Cc2/4	Dcf/3	8.23	30.00	✓	Straight	Straight Movement
Ecf	4	3	D/2	Ecf/4	6.04	30.00	✓	Nearside	46.68
xA	2	3	Fc/1	xA/2	17.25	48.00	✓	Straight	Straight Movement
Cc2	2	3	B/2	Cc2/2	8.24	40.00	✓	Straight	Straight Movement
	4	3	Bc/2	Cc2/4	5.93	54.00	✓	Straight	Straight Movement
Af	1	4	53/1	Af/1	6.62	30.00	✓	Straight	Straight Movement
	2	4	53/1	Af/2	6.60	30.00	✓	Straight	Straight Movement
	3	4	53/1	Af/3	6.62	30.00	✓	Straight	Straight Movement
Cc2	2	4	Bc/1	Cc2/2	6.11	54.00	✓	Straight	Straight Movement

Give Way Data

Am	Traffic Stream	Opposed traffic	Use Step-wise Opposed Turn Model	Visibility restricted
(ALL)	1	AllTraffic		

Give Way Data - All Movements - Conflicts

Traffic Stream	Description	Controlling type	Controlling traffic stream	Percentage opposing (%)	Slope coefficient	Upstream signals visible	Conflict shift	Conflict duration
1		TrafficStream	Gf/1	100	0.22		4	0
		TrafficStream	Gf/2	100	0.22		4	4
		TrafficStream	TC39/2	100	0.22		0	0
		TrafficStream	TC39/3	100	0.22		0	0

Pedestrian Crossings

Pedestrian Crossings

Crossing	Name	Description	Traffic node	Allow walk on red	Crossing type	Length (m)	Cruise time (seconds)	Cruise speed (kph)
1	(untitled)		3-2		Nearside	3.00	2.00	5.40
2	(untitled)		3		Nearside	3.00	2.00	5.40
3	(untitled)		4-2		Nearside	3.00	2.00	5.40
4	(untitled)		4		Nearside	3.00	2.00	5.40
5	(untitled)		4		Nearside	3.00	2.00	5.40
6	(untitled)		4		Nearside	3.00	2.00	5.40
7	(untitled)		5		Nearside	3.00	2.00	5.40
8	(untitled)		1		Nearside	3.00	2.00	5.40
9	(untitled)		2		Nearside	3.00	2.00	5.40
10	(untitled)		2		Nearside	3.00	2.00	5.40
11	(untitled)				Nearside	3.00	2.00	5.40
12	(untitled)		2		Nearside	3.00	2.00	5.40
13	(untitled)				Farside	3.00	2.00	5.40
14	(untitled)				Farside	3.00	2.00	5.40
15	(untitled)				Nearside	3.00	2.00	5.40
16	(untitled)				Nearside	3.00	2.00	5.40
17	(untitled)				Nearside	3.00	2.00	5.40
18	(untitled)		12		Farside	3.00	2.00	5.40
19	(untitled)		13		Farside	3.00	2.00	5.40

Pedestrian Crossings - Signals

Crossing	Controller stream	Phase	Second phase enabled
1	770-2	E	
2	770-1	C	
3	770-4	M	
4	770-3	J	
5	770-3	I	
6	770-3	K	
7	771-1	C	
8	769-1	C	
9	769-2	J	
10	769-2	K	
11	769-2	H	
12	769-2	I	
13	TC777-1	I	
14	TC777-1	F	
15	TC777-1	G	
16	TC777-1	H	
17	TC777-2	K	
18	12	B	
19	13	B	

Pedestrian Crossings - Sides

Crossing	Side	Saturation flow (Ped/hr)
(ALL)	(ALL)	11000

Pedestrian Crossings - Modelling

Crossing	Side	Delay weighting (%)	Assignment Cost Weighting (%)	Exclude from results calculation	Max queue storage (Ped)	Has queue limit	Has degree of saturation limit
(ALL)	(ALL)	100	100		0.00		

Local OD Matrix - Local Matrix: 1

Local Matrix Options

OD Matrix	Name	Use for point to point table	Auto calculate	Allocation mode	Allow paths past exit locations	Allow looped paths on arms	Allow looped paths on traffic nodes	Copy flows	Matrix to copy flows from	Limit paths by length	Path length limit multiplier	Limit paths by number	Path number limit
1	(untitled)	✓	✓	Lane Balancing			✓			✓	1.25		

Normal Input Flows (PCU/hr)

	To								
	A28	B28	C28	D28	E28	F28	G28	H28	
From	A28	0	51	396	2	479	170	869	0
	B28	38	0	97	287	625	51	507	0
	C28	601	38	0	363	176	61	1089	0
	D28	3	226	273	0	50	152	238	0
	E28	513	509	82	55	0	52	205	0
	F28	73	17	20	69	10	0	41	0
	G28	357	143	358	128	223	102	0	0
	H28	0	0	0	0	0	0	0	0

Bus Input Flows not shown as they are blank.

Tram Input Flows not shown as they are blank.

Pedestrian Input Flows not shown as they are blank.

Locations

OD Matrix	Location	Name	Entries	Exits	Colour
1	A28	(untitled)	50/1	xB/1	#FF0000
	B28	(untitled)	48/1	47/1	#00FF40
	C28	(untitled)	Df/2, Df/1, 52/1	xD/1, xD/2	#804000
	D28	(untitled)	51/1	xF/1	#FF00FF
	E28	(untitled)	Ef/2, Ef/1	xE/1, xE/2	#FF8000
	F28	(untitled)	TC36/1	TC35/1	#FFA500
	G28	(untitled)	49/2, 49/1	TC40/2, TC40/3	#0000FF
	H28	(untitled)	TC42/1	TC43/1	#008000

Normal Paths and Flows

OD Matrix	Path	Description	From location	To location	Path items	Allocation type	N Cal (P)
	24		C28	C28	Df/2, D/3, Ecf/4, Ec/4, Fc/3, Acf/2, Ac/3, Bcf/3, Bc/2, Cc2/2, Dcf/1, Dxp/1, xD/1	Normal	
	25		C28	C28	Df/2, D/3, Ecf/4, Ec/4, Fc/3, Acf/2, Ac/3, Bcf/4, Bc/3, Cc2/4, Dcf/2, Dxp/2, xD/2	Disabled	
	32	l1	C28	E28	Df/1, D/1, Ecf/1, Exp/1, xE/1	Normal	
	36		C28	E28	Df/1, D/1, Ecf/2, Exp/2, xE/2	Disabled	
	42		E28	C28	Ef/1, E1/2, Fc/3, Acf/2, Ac/3, Bcf/3, Bc/2, Cc2/2, Dcf/1, Dxp/1, xD/1	Normal	
	43		E28	C28	Ef/1, E1/2, Fc/3, Acf/2, Ac/3, Bcf/4, Bc/3, Cc2/4, Dcf/2, Dxp/2, xD/2	Disabled	
	44		E28	E28	Ef/1, E1/2, Fc/3, Acf/2, Ac/3, Bcf/4, Bc/3, Cc2/4, Dcf/2, Dc/1, Ecf/1, Exp/1, xE/1	Normal	
	45		E28	E28	Ef/1, E1/2, Fc/3, Acf/2, Ac/3, Bcf/4, Bc/3, Cc2/3, Dcf/3, Dc/2, Ecf/2, Exp/2, xE/2	Normal	
	68		E28	G28	Ef/1, E1/1, Fc/1, xA/1, TC5/2, TC39/2, TC40/2	Normal	
	91	l2	C28	F28	Df/1, D/2, Ecf/3, Ec/2, Fc/1, xA/1, TC35/1	Normal	
	92		E28	F28	Ef/1, E1/1, Fc/1, xA/1, TC35/1	Normal	
	96		A28	C28	50/1, Bf/1, B/2, Cc2/2, Dcf/1, Dxp/1, xD/1	Disabled	
	98		G28	E28	49/2, TC9/3, Af/3, A/4, Bcf/4, Bc/3, Cc2/4, Dcf/3, Dc/2, Ecf/2, Exp/2, xE/2	Fixed	
	99	l3	C28	B28	Df/2, D/3, Ecf/4, Gf/1/1, G/2, xC/2, 47/1	Normal	
	100		E28	B28	Ef/2, E2/4, Gf/2, G/2, xC/2, 47/1	Fixed	

101		E28	E28	Ef/1, E1/2, Fc/3, Acf/2, Ac/3, Bcf/4, Bc/3, Cc2/4, Dcf/3, Dc/2, Ecf/2, Exp/2, xE/2	Normal
102		A28	C28	50/1, Bf/1, B/1, Cc2/2, Dcf/1, Dxp/1, xD/1	Normal
103		F28	B28	TC36/1, TC41/1, Af/1, A/2, Bcf/2, Bc/1, Cc1/1, xC/2, 47/1	Fixed
104	I2	C28	G28	Df/1, D/2, Ecf/3, Ec/2, Fc/1, xA/1, TC5/2, TC39/2, TC40/2	Normal
105		D28	H28	51/1, Ff/1, F/1, xA/2, TC5/4, TC43/1	Normal
106		G28	C28	49/2, TC9/2, Af/2, A/3, Bcf/3, Bc/2, Cc2/2, Dcf/1, Dxp/1, xD/1	Normal
107		A28	B28	50/1, Bf/1, B/1, Cc1/1, xC/2, 47/1	Normal
109	I3	C28	G28	Df/2, D/3, Ecf/4, Ec/3, Fc/2, xA/2, TC5/3, TC39/3, TC40/3	Fixed
110		E28	G28	Ef/1, E1/1, Fc/2, xA/2, TC5/3, TC39/3, TC40/3	Fixed
112		F28	G28	TC36/1, TC37/1, TC38/1, TC40/2	Normal
114		C28	H28	Df/1, D/2, Ecf/3, Ec/2, Fc/1, xA/2, TC5/4, TC43/1	Normal
115		B28	C28	48/1, Cf/1, C/1, Dcf/2, Dxp/2, xD/2	Fixed
122		C28	C28	Df/2, D/3, Ecf/4, Ec/4, Fc/3, Acf/1, Ac/2, Bcf/2, Bc/1, Cc2/2, Dcf/1, Dxp/1, xD/1	Normal
123		C28	C28	Df/2, D/3, Ecf/4, Ec/4, Fc/3, Acf/2, Ac/3, Bcf/2, Bc/1, Cc2/2, Dcf/1, Dxp/1, xD/1	Normal
124		E28	C28	Ef/1, E1/2, Fc/3, Acf/1, Ac/2, Bcf/2, Bc/1, Cc2/2, Dcf/1, Dxp/1, xD/1	Fixed
126		D28	C28	51/1, Ff/1, F/2, Acf/1, Ac/2, Bcf/2, Bc/1, Cc2/2, Dcf/1, Dxp/1, xD/1	Fixed
127		D28	C28	51/1, Ff/2, F/3, Acf/2, Ac/3, Bcf/2, Bc/1, Cc2/2, Dcf/1, Dxp/1, xD/1	Fixed
128		H28	C28	TC42/1, Af/2, A/3, Bcf/3, Bc/2, Cc2/2, Dcf/1, Dxp/1, xD/1	Normal
129		F28	C28	TC36/1, TC41/1, Af/1, A/2, Bcf/2, Bc/1, Cc2/2, Dcf/1, Dxp/1, xD/1	Normal
130		G28	C28	49/2, TC9/2, Af/2, A/3, Bcf/3, Bc/2, Cc2/4, Dcf/2, Dxp/2, xD/2	Normal
131		G28	E28	49/2, TC9/2, Af/2, A/3, Bcf/3, Bc/2, Cc2/4, Dcf/2, Dc/1, Ecf/1, Exp/1, xE/1	Fixed
132		H28	C28	TC42/1, Af/3, A/4, Bcf/4, Bc/3, Cc2/4, Dcf/2, Dxp/2, xD/2	Normal
133		H28	E28	TC42/1, Af/3, A/4, Bcf/4, Bc/3, Cc2/4, Dcf/2, Dc/1, Ecf/1, Exp/1, xE/1	Normal
135		H28	E28	TC42/1, Af/3, A/4, Bcf/4, Bc/3, Cc2/3, Dcf/3, Dc/2, Ecf/2, Exp/2, xE/2	Normal
136		E28	E28	Ef/1, E1/2, Fc/3, Acf/2, Ac/3, Bcf/3, Bc/2, Cc2/4, Dcf/2, Dc/1, Ecf/1, Exp/1, xE/1	Normal
137		H28	G28	TC42/1, TC39/2, TC40/2	Normal
138		H28	G28	TC42/1, TC39/3, TC40/3	Normal
139		D28	E28	51/1, Ff/2, F/3, Acf/2, Ac/3, Bcf/3, Bc/2, Cc2/4, Dcf/2, Dc/1, Ecf/1, Exp/1, xE/1	Normal
141		D28	E28	51/1, Ff/2, F/3, Acf/2, Ac/3, Bcf/3, Bc/2, Cc2/4, Dcf/3, Dc/2, Ecf/2, Exp/2, xE/2	Normal
142		C28	H28	Df/2, D/3, Ecf/4, Ec/3, Fc/2, xA/2, TC5/4, TC43/1	Normal
143		E28	H28	Ef/1, E1/1, Fc/2, xA/2, TC5/4, TC43/1	Normal
149	I3	C28	B28	Df/2, D/3, Ecf/4, Gf1/1, G/1, xC/1, 47/1	Fixed
150		E28	B28	Ef/2, E2/3, Gf1/1, G/1, xC/1, 47/1	Normal
152		H28	B28	TC42/1, Af/1, A/2, Bcf/2, Bc/1, Cc1/1, xC/1, 47/1	Normal
153		F28	B28	TC36/1, TC41/1, Af/1, A/2, Bcf/2, Bc/1, Cc1/1, xC/1, 47/1	Normal
155		E28	C28	Ef/1, E1/1, Fc/2, Acf/1, Ac/2, Bcf/2, Bc/1, Cc2/2, Dcf/1, Dxp/1, xD/1	Fixed
156		C28	G28	Df/1, D/2, Ecf/4, Ec/3, Fc/2, xA/2, TC5/3, TC39/3, TC40/3	Fixed
157		H28	B28	TC42/1, Af/1, A/2, Bcf/2, Bc/1, Cc1/1, xC/2, 47/1	Normal
159		B28	E28	48/1, Cf/2, C/2, Dcf/3, Dc/2, Ecf/2, Exp/2, xE/2	Fixed
166		B28	C28	48/1, Cf/1, C/1, Dcf/1, Dxp/1, xD/1	Normal
167		B28	E28	48/1, Cf/1, C/1, Dcf/2, Dc/1, Ecf/1, Exp/1, xE/1	Normal
169		G28	B28	49/1, TC9/1, Af/1, A/2, Bcf/2, Bc/1, Cc1/1, xC/1, 47/1	Normal
170		G28	B28	49/1, TC9/1, Af/1, A/2, Bcf/2, Bc/1, Cc1/1, xC/2, 47/1	Normal
171		G28	H28	49/1, TC9/1, TC43/1	Normal
173		F28	E28	TC36/1, TC41/2, Af/3, A/4, Bcf/4, Bc/3, Cc2/3, Dcf/3, Dc/2, Ecf/2, Exp/2, xE/2	Normal
175		G28	C28	49/2, TC9/3, Af/3, A/4, Bcf/4, Bc/3, Cc2/4, Dcf/2, Dxp/2, xD/2	Fixed
176		G28	E28	49/2, TC9/3, Af/3, A/4, Bcf/4, Bc/3, Cc2/4, Dcf/2, Dc/1, Ecf/1, Exp/1, xE/1	Normal
178		G28	E28	49/2, TC9/3, Af/3, A/4, Bcf/4, Bc/3, Cc2/3, Dcf/3, Dc/2, Ecf/2, Exp/2, xE/2	Fixed
179		F28	E28	TC36/1, TC41/2, Af/2, A/3, Bcf/3, Bc/2, Cc2/4, Dcf/2, Dc/1, Ecf/1, Exp/1, xE/1	Normal
182		C28	C28	52/1, D/2, Ecf/4, Ec/4, Fc/3, Acf/2, Ac/3, Bcf/3, Bc/2, Cc2/2, Dcf/1, Dxp/1, xD/1	Normal
183		C28	C28	52/1, D/2, Ecf/4, Ec/4, Fc/3, Acf/2, Ac/3, Bcf/3, Bc/2, Cc2/4, Dcf/2, Dxp/2, xD/2	Normal
184		C28	C28	52/1, D/2, Ecf/4, Ec/4, Fc/3, Acf/2, Ac/3, Bcf/4, Bc/3, Cc2/4, Dcf/2, Dxp/2, xD/2	Normal
185		A28	B28	50/1, Bf/1, B/1, Cc1/1, xC/1, 47/1	Normal
186		A28	C28	50/1, Bf/1, B/2, Cc2/4, Dcf/2, Dxp/2, xD/2	Fixed
187		A28	E28	50/1, Bf/1, B/2, Cc2/4, Dcf/2, Dc/1, Ecf/1, Exp/1, xE/1	Normal
188		C28	H28	52/1, D/3, Ecf/4, Ec/3, Fc/2, xA/2, TC5/4, TC43/1	Normal
190		C28	C28	52/1, D/3, Ecf/4, Ec/3, Fc/2, Acf/1, Ac/2, Bcf/2, Bc/1, Cc2/2, Dcf/1, Dxp/1, xD/1	Normal
192		C28	C28	52/1, D/3, Ecf/4, Ec/4, Fc/3, Acf/1, Ac/2, Bcf/2, Bc/1, Cc2/2, Dcf/1, Dxp/1, xD/1	Normal

193		C28	C28	52/1, D/3, Ecf/4, Ec/4, Fc/3, Acf/2, Ac/3, Bcf/2, Bc/1, Cc2/2, Dcf/1, Dxp/1, xD/1	Normal
194		C28	C28	52/1, D/3, Ecf/4, Ec/4, Fc/3, Acf/2, Ac/3, Bcf/3, Bc/2, Cc2/2, Dcf/1, Dxp/1, xD/1	Normal
195		D28	G28	51/1, Ff/1, F/1, xA/1, TC5/2, TC39/2, TC40/2	Normal
196		D28	F28	51/1, Ff/1, F/1, xA/1, TC35/1	Normal
197		D28	G28	51/1, Ff/1, F/1, xA/2, TC5/3, TC39/3, TC40/3	Fixed
198		G28	D28	49/2, TC9/3, Af/3, A/4, Bcf/4, Bc/3, Cc2/4, Dcf/3, Dc/2, Ecf/2, Ec/1, 55/1, xF/1	Fixed
199		D28	B28	51/1, Ff/1, F/2, Acf/1, Ac/2, Bcf/2, Bc/1, Cc1/1, xC/1, 47/1	Normal
200		D28	B28	51/1, Ff/1, F/2, Acf/1, Ac/2, Bcf/2, Bc/1, Cc1/1, xC/2, 47/1	Normal
201		D28	C28	51/1, Ff/2, F/3, Acf/2, Ac/3, Bcf/3, Bc/2, Cc2/2, Dcf/1, Dxp/1, xD/1	Normal
202		G28	E28	49/1, 53/1, Af/3, A/4, Bcf/4, Bc/3, Cc2/4, Dcf/3, Dc/2, Ecf/2, Exp/2, xE/2	Disabled
203		A28	D28	50/1, Bf/1, B/2, Cc2/4, Dcf/3, Dc/2, Ecf/2, Ec/1, 55/1, xF/1	Normal
204		D28	C28	51/1, Ff/2, F/3, Acf/2, Ac/3, Bcf/4, Bc/3, Cc2/4, Dcf/2, Dxp/2, xD/2	Fixed
205		D28	E28	51/1, Ff/2, F/3, Acf/2, Ac/3, Bcf/4, Bc/3, Cc2/4, Dcf/2, Dc/1, Ecf/1, Exp/1, xE/1	Fixed
206		C28	D28	Df/1, D/1, Ecf/2, Ec/1, 55/1, xF/1	Normal
207		D28	E28	51/1, Ff/2, F/3, Acf/2, Ac/3, Bcf/4, Bc/3, Cc2/3, Dcf/3, Dc/2, Ecf/2, Exp/2, xE/2	Normal
209		G28	C28	49/1, 53/1, Af/2, A/3, Bcf/3, Bc/2, Cc2/2, Dcf/1, Dxp/1, xD/1	Disabled
212		H28	D28	TC42/1, Af/2, A/3, Bcf/3, Bc/2, Cc2/4, Dcf/3, Dc/2, Ecf/2, Ec/1, 55/1, xF/1	Normal
213		A28	E28	50/1, Bf/2, B/3, Cc2/3, Dcf/3, Dc/2, Ecf/2, Exp/2, xE/2	Fixed
216		G28	B28	49/1, 53/1, Af/1, A/2, Bcf/2, Bc/1, Cc1/1, xC/1, 47/1	Fixed
217		G28	B28	49/1, 53/1, Af/1, A/2, Bcf/2, Bc/1, Cc1/1, xC/2, 47/1	Disabled
223		A28	E28	50/1, Bf/1, B/2, Cc2/4, Dcf/3, Dc/2, Ecf/2, Exp/2, xE/2	Fixed
225		D28	E28	51/1, Ff/2, F/3, Acf/2, Ac/3, Bcf/4, Bc/3, Cc2/4, Dcf/3, Dc/2, Ecf/2, Exp/2, xE/2	Fixed
227		H28	E28	TC42/1, Af/3, A/4, Bcf/4, Bc/3, Cc2/4, Dcf/3, Dc/2, Ecf/2, Exp/2, xE/2	Normal
228		C28	A28	52/1, D/2, Ecf/4, Ec/3, Fc/2, Acf/1, Ac/1, Bcf/1, 54/1, xB/1	Disabled
229		C28	A28	52/1, D/2, Ecf/4, Ec/4, Fc/3, Acf/1, Ac/1, Bcf/1, 54/1, xB/1	Disabled
234	l2	C28	G28	Df/1, D/2, Ecf/3, Ec/2, Fc/1, xA/2, TC5/3, TC39/3, TC40/3	Fixed
235		E28	G28	Ef/1, E1/1, Fc/1, xA/2, TC5/3, TC39/3, TC40/3	Fixed
236		E28	H28	Ef/1, E1/1, Fc/1, xA/2, TC5/4, TC43/1	Normal
237		G28	F28	49/2, TC9/3, Af/3, A/4, Bcf/4, Bc/3, Cc2/3, Dcf/4, Dc/3, Ecf/3, Ec/2, Fc/1, xA/1, TC35/1	Normal
238		D28	B28	51/1, Ff/2, F/3, Acf/2, Ac/3, Bcf/2, Bc/1, Cc1/1, xC/1, 47/1	Fixed
239		D28	B28	51/1, Ff/2, F/3, Acf/2, Ac/3, Bcf/2, Bc/1, Cc1/1, xC/2, 47/1	Fixed
240		G28	C28	49/1, TC9/1, Af/1, A/2, Bcf/2, Bc/1, Cc2/2, Dcf/1, Dxp/1, xD/1	Fixed
241		E28	C28	Ef/1, E1/2, Fc/3, Acf/2, Ac/3, Bcf/2, Bc/1, Cc2/2, Dcf/1, Dxp/1, xD/1	Fixed
242		H28	C28	TC42/1, Af/1, A/2, Bcf/2, Bc/1, Cc2/2, Dcf/1, Dxp/1, xD/1	Normal
243		A28	F28	50/1, Bf/2, B/3, Cc2/3, Dcf/4, Dc/3, Ecf/3, Ec/2, Fc/1, xA/1, TC35/1	Normal
244	1	G28	E28	49/2, TC9/2, Af/2, A/3, Bcf/3, Bc/2, Cc2/4, Dcf/3, Dc/2, Ecf/2, Exp/2, xE/2	Fixed
245		C28	C28	Df/2, D/3, Ecf/4, Ec/4, Fc/3, Acf/2, Ac/3, Bcf/3, Bc/2, Cc2/4, Dcf/2, Dxp/2, xD/2	Normal
246		E28	C28	Ef/1, E1/2, Fc/3, Acf/2, Ac/3, Bcf/3, Bc/2, Cc2/4, Dcf/2, Dxp/2, xD/2	Normal
247		E28	E28	Ef/1, E1/2, Fc/3, Acf/2, Ac/3, Bcf/3, Bc/2, Cc2/4, Dcf/3, Dc/2, Ecf/2, Exp/2, xE/2	Normal
248		D28	C28	51/1, Ff/2, F/3, Acf/2, Ac/3, Bcf/3, Bc/2, Cc2/4, Dcf/2, Dxp/2, xD/2	Disabled
249		H28	C28	TC42/1, Af/2, A/3, Bcf/3, Bc/2, Cc2/4, Dcf/2, Dxp/2, xD/2	Normal
250		H28	E28	TC42/1, Af/2, A/3, Bcf/3, Bc/2, Cc2/4, Dcf/2, Dc/1, Ecf/1, Exp/1, xE/1	Normal
251		H28	E28	TC42/1, Af/2, A/3, Bcf/3, Bc/2, Cc2/4, Dcf/3, Dc/2, Ecf/2, Exp/2, xE/2	Normal
256		C28	C28	Df/2, D/3, Ecf/4, Ec/3, Fc/2, Acf/1, Ac/2, Bcf/2, Bc/1, Cc2/2, Dcf/1, Dxp/1, xD/1	Normal
257		C28	H28	Df/1, D/2, Ecf/4, Ec/3, Fc/2, xA/2, TC5/4, TC43/1	Normal
259		C28	C28	Df/1, D/2, Ecf/4, Ec/3, Fc/2, Acf/1, Ac/2, Bcf/2, Bc/1, Cc2/2, Dcf/1, Dxp/1, xD/1	Normal
261		C28	C28	Df/1, D/2, Ecf/4, Ec/4, Fc/3, Acf/1, Ac/2, Bcf/2, Bc/1, Cc2/2, Dcf/1, Dxp/1, xD/1	Normal
262		C28	C28	Df/1, D/2, Ecf/4, Ec/4, Fc/3, Acf/2, Ac/3, Bcf/2, Bc/1, Cc2/2, Dcf/1, Dxp/1, xD/1	Normal
263		C28	C28	Df/1, D/2, Ecf/4, Ec/4, Fc/3, Acf/2, Ac/3, Bcf/3, Bc/2, Cc2/2, Dcf/1, Dxp/1, xD/1	Normal
264		C28	C28	Df/1, D/2, Ecf/4, Ec/4, Fc/3, Acf/2, Ac/3, Bcf/3, Bc/2, Cc2/4, Dcf/2, Dxp/2, xD/2	Normal
265		C28	C28	Df/1, D/2, Ecf/4, Ec/4, Fc/3, Acf/2, Ac/3, Bcf/4, Bc/3, Cc2/4, Dcf/2, Dxp/2, xD/2	Normal
266		C28	B28	Df/1, D/2, Ecf/4, Gf1/1, G/1, xC/1, 47/1	Fixed
267		C28	B28	Df/1, D/2, Ecf/4, Gf1/1, G/2, xC/2, 47/1	Fixed
268		F28	C28	TC36/1, TC41/2, Af/3, A/4, Bcf/4, Bc/3, Cc2/4, Dcf/2, Dxp/2, xD/2	Disabled
269		F28	E28	TC36/1, TC41/2, Af/3, A/4, Bcf/4, Bc/3, Cc2/4, Dcf/2, Dc/1, Ecf/1, Exp/1, xE/1	Fixed
271		F28	E28	TC36/1, TC41/2, Af/3, A/4, Bcf/4, Bc/3, Cc2/4, Dcf/3, Dc/2, Ecf/2, Exp/2, xE/2	Fixed
274		F28	C28	TC36/1, TC41/2, Af/2, A/3, Bcf/3, Bc/2, Cc2/2, Dcf/1, Dxp/1, xD/1	Disabled
275		F28	C28	TC36/1, TC41/2, Af/2, A/3, Bcf/3, Bc/2, Cc2/4, Dcf/2, Dxp/2, xD/2	Normal

276	F28	E28	TC36/1, TC41/2, Af/2, A/3, Bcf/3, Bc/2, Cc2/4, Dcf/3, Dc/2, Ecf/2, Exp/2, xE/2	Fixed
277	C28	E28	52/1, D/1, Ecf/1, Exp/1, xE/1	Fixed
279	C28	E28	52/1, D/1, Ecf/2, Exp/2, xE/2	Disabled
280	C28	G28	52/1, D/2, Ecf/3, Ec/2, Fc/1, xA/1, TC5/2, TC39/2, TC40/2	Fixed
281	C28	F28	52/1, D/2, Ecf/3, Ec/2, Fc/1, xA/1, TC35/1	Fixed
282	C28	G28	52/1, D/2, Ecf/3, Ec/2, Fc/1, xA/2, TC5/3, TC39/3, TC40/3	Disabled
283	C28	H28	52/1, D/2, Ecf/3, Ec/2, Fc/1, xA/2, TC5/4, TC43/1	Normal
284	C28	G28	52/1, D/2, Ecf/4, Ec/3, Fc/2, xA/2, TC5/3, TC39/3, TC40/3	Disabled
285	C28	H28	52/1, D/2, Ecf/4, Ec/3, Fc/2, xA/2, TC5/4, TC43/1	Normal
287	C28	C28	52/1, D/2, Ecf/4, Ec/3, Fc/2, Acf/1, Ac/2, Bcf/2, Bc/1, Cc2/2, Dcf/1, Dxp/1, xD/1	Normal
289	C28	C28	52/1, D/2, Ecf/4, Ec/4, Fc/3, Acf/1, Ac/2, Bcf/2, Bc/1, Cc2/2, Dcf/1, Dxp/1, xD/1	Normal
290	C28	C28	52/1, D/2, Ecf/4, Ec/4, Fc/3, Acf/2, Ac/3, Bcf/2, Bc/1, Cc2/2, Dcf/1, Dxp/1, xD/1	Normal
291	C28	B28	52/1, D/2, Ecf/4, Gf1/1, G/1, xC/1, 47/1	Disabled
292	C28	B28	52/1, D/2, Ecf/4, Gf1/1, G/2, xC/2, 47/1	Disabled
293	C28	G28	52/1, D/3, Ecf/4, Ec/3, Fc/2, xA/2, TC5/3, TC39/3, TC40/3	Disabled
294	C28	C28	52/1, D/3, Ecf/4, Ec/4, Fc/3, Acf/2, Ac/3, Bcf/3, Bc/2, Cc2/4, Dcf/2, Dxp/2, xD/2	Normal
295	C28	C28	52/1, D/3, Ecf/4, Ec/4, Fc/3, Acf/2, Ac/3, Bcf/4, Bc/3, Cc2/4, Dcf/2, Dxp/2, xD/2	Normal
296	C28	B28	52/1, D/3, Ecf/4, Gf1/1, G/1, xC/1, 47/1	Fixed
297	C28	B28	52/1, D/3, Ecf/4, Gf1/1, G/2, xC/2, 47/1	Disabled
298	G28	C28	49/1, 53/1, Af/3, A/4, Bcf/4, Bc/3, Cc2/4, Dcf/2, Dxp/2, xD/2	Disabled
299	G28	E28	49/1, 53/1, Af/3, A/4, Bcf/4, Bc/3, Cc2/4, Dcf/2, Dc/1, Ecf/1, Exp/1, xE/1	Disabled
301	G28	E28	49/1, 53/1, Af/3, A/4, Bcf/4, Bc/3, Cc2/3, Dcf/3, Dc/2, Ecf/2, Exp/2, xE/2	Disabled
305	G28	C28	49/1, 53/1, Af/2, A/3, Bcf/3, Bc/2, Cc2/4, Dcf/2, Dxp/2, xD/2	Disabled
306	G28	E28	49/1, 53/1, Af/2, A/3, Bcf/3, Bc/2, Cc2/4, Dcf/2, Dc/1, Ecf/1, Exp/1, xE/1	Fixed
308	G28	E28	49/1, 53/1, Af/2, A/3, Bcf/3, Bc/2, Cc2/4, Dcf/3, Dc/2, Ecf/2, Exp/2, xE/2	Disabled
310	G28	C28	49/1, 53/1, Af/1, A/2, Bcf/2, Bc/1, Cc2/2, Dcf/1, Dxp/1, xD/1	Fixed
311	G28	A28	49/1, TC9/1, Af/1, A/1, Bcf/1, 54/1, xB/1	Normal
312	G28	A28	49/1, 53/1, Af/1, A/1, Bcf/1, 54/1, xB/1	Fixed
316	C28	A28	Df/2, D/3, Ecf/4, Ec/3, Fc/2, Acf/1, Ac/1, Bcf/1, 54/1, xB/1	Fixed
317	C28	A28	Df/2, D/3, Ecf/4, Ec/4, Fc/3, Acf/1, Ac/1, Bcf/1, 54/1, xB/1	Normal
318	C28	A28	Df/1, D/2, Ecf/4, Ec/3, Fc/2, Acf/1, Ac/1, Bcf/1, 54/1, xB/1	Fixed
319	C28	A28	Df/1, D/2, Ecf/4, Ec/4, Fc/3, Acf/1, Ac/1, Bcf/1, 54/1, xB/1	Normal
320	C28	A28	52/1, D/3, Ecf/4, Ec/3, Fc/2, Acf/1, Ac/1, Bcf/1, 54/1, xB/1	Disabled
321	C28	A28	52/1, D/3, Ecf/4, Ec/4, Fc/3, Acf/1, Ac/1, Bcf/1, 54/1, xB/1	Fixed
322	E28	A28	Ef/1, E1/1, Fc/2, Acf/1, Ac/1, Bcf/1, 54/1, xB/1	Fixed
323	E28	A28	Ef/1, E1/2, Fc/3, Acf/1, Ac/1, Bcf/1, 54/1, xB/1	Normal
324	D28	A28	51/1, Ff/1, F/2, Acf/1, Ac/1, Bcf/1, 54/1, xB/1	Normal
325	H28	A28	TC42/1, Af/1, A/1, Bcf/1, 54/1, xB/1	Normal
326	F28	A28	TC36/1, TC41/1, Af/1, A/1, Bcf/1, 54/1, xB/1	Normal
327	G28	D28	49/2, TC9/2, Af/2, A/3, Bcf/3, Bc/2, Cc2/4, Dcf/3, Dc/2, Ecf/2, Ec/1, 55/1, xF/1	Normal
328	G28	D28	49/2, TC9/3, Af/3, A/4, Bcf/4, Bc/3, Cc2/3, Dcf/3, Dc/2, Ecf/2, Ec/1, 55/1, xF/1	Normal
329	G28	D28	49/1, 53/1, Af/2, A/3, Bcf/3, Bc/2, Cc2/4, Dcf/3, Dc/2, Ecf/2, Ec/1, 55/1, xF/1	Fixed
330	G28	D28	49/1, 53/1, Af/3, A/4, Bcf/4, Bc/3, Cc2/4, Dcf/3, Dc/2, Ecf/2, Ec/1, 55/1, xF/1	Disabled
331	G28	D28	49/1, 53/1, Af/3, A/4, Bcf/4, Bc/3, Cc2/3, Dcf/3, Dc/2, Ecf/2, Ec/1, 55/1, xF/1	Disabled
332	A28	D28	50/1, Bf/2, B/3, Cc2/3, Dcf/3, Dc/2, Ecf/2, Ec/1, 55/1, xF/1	Normal
333	B28	D28	48/1, Cf/2, C/2, Dcf/3, Dc/2, Ecf/2, Ec/1, 55/1, xF/1	Normal
334	C28	D28	52/1, D/1, Ecf/2, Ec/1, 55/1, xF/1	Fixed
335	E28	D28	Ef/1, E1/1, 55/1, xF/1	Normal
336	D28	D28	51/1, Ff/2, F/3, Acf/2, Ac/3, Bcf/3, Bc/2, Cc2/4, Dcf/3, Dc/2, Ecf/2, Ec/1, 55/1, xF/1	Normal
337	D28	D28	51/1, Ff/2, F/3, Acf/2, Ac/3, Bcf/4, Bc/3, Cc2/4, Dcf/3, Dc/2, Ecf/2, Ec/1, 55/1, xF/1	Normal
338	D28	D28	51/1, Ff/2, F/3, Acf/2, Ac/3, Bcf/4, Bc/3, Cc2/3, Dcf/3, Dc/2, Ecf/2, Ec/1, 55/1, xF/1	Normal
339	H28	D28	TC42/1, Af/3, A/4, Bcf/4, Bc/3, Cc2/4, Dcf/3, Dc/2, Ecf/2, Ec/1, 55/1, xF/1	Normal
340	H28	D28	TC42/1, Af/3, A/4, Bcf/4, Bc/3, Cc2/3, Dcf/3, Dc/2, Ecf/2, Ec/1, 55/1, xF/1	Normal
341	F28	D28	TC36/1, TC41/2, Af/2, A/3, Bcf/3, Bc/2, Cc2/4, Dcf/3, Dc/2, Ecf/2, Ec/1, 55/1, xF/1	Disabled
342	F28	D28	TC36/1, TC41/2, Af/3, A/4, Bcf/4, Bc/3, Cc2/4, Dcf/3, Dc/2, Ecf/2, Ec/1, 55/1, xF/1	Fixed
343	F28	D28	TC36/1, TC41/2, Af/3, A/4, Bcf/4, Bc/3, Cc2/3, Dcf/3, Dc/2, Ecf/2, Ec/1, 55/1, xF/1	Normal
397	G28	G28	49/2, TC9/3, Af/3, A/4, Bcf/4, Bc/3, Cc2/5, Dcf/5, Dc/4, Ecf/4, Ec/3, Fc/2, xA/2, TC5/3, TC39/3, TC40/3	Normal
398	G28	G28	49/1, 53/1, Af/3, A/4, Bcf/4, Bc/3, Cc2/5, Dcf/5, Dc/4, Ecf/4, Ec/3, Fc/2, xA/2, TC5/3, TC39/3, TC40/3	Normal

399	A28	G28	50/1, Bf/2, B/4, Cc2/5, Dcf/5, Dc/4, Ecf/4, Ec/3, Fc/2, xA/2, TC5/3, TC39/3, TC40/3	Normal
400	A28	H28	50/1, Bf/2, B/4, Cc2/5, Dcf/5, Dc/4, Ecf/4, Ec/3, Fc/2, xA/2, TC5/4, TC43/1	Normal
401	A28	A28	50/1, Bf/2, B/4, Cc2/5, Dcf/5, Dc/4, Ecf/4, Ec/3, Fc/2, Acf/1, Ac/1, Bcf/1, 54/1, xB/1	Normal
402	A28	A28	50/1, Bf/2, B/4, Cc2/5, Dcf/5, Dc/4, Ecf/4, Ec/4, Fc/3, Acf/1, Ac/1, Bcf/1, 54/1, xB/1	Normal
403	B28	G28	48/1, Cf/2, C/3, Dcf/5, Dc/4, Ecf/4, Ec/3, Fc/2, xA/2, TC5/3, TC39/3, TC40/3	Fixed
404	B28	H28	48/1, Cf/2, C/3, Dcf/5, Dc/4, Ecf/4, Ec/3, Fc/2, xA/2, TC5/4, TC43/1	Normal
405	B28	A28	48/1, Cf/2, C/3, Dcf/5, Dc/4, Ecf/4, Ec/3, Fc/2, Acf/1, Ac/1, Bcf/1, 54/1, xB/1	Fixed
406	B28	A28	48/1, Cf/2, C/3, Dcf/5, Dc/4, Ecf/4, Ec/4, Fc/3, Acf/1, Ac/1, Bcf/1, 54/1, xB/1	Normal
407	B28	B28	48/1, Cf/2, C/3, Dcf/5, Dc/4, Ecf/4, Gf1/1, G/1, xC/1, 47/1	Normal
408	B28	B28	48/1, Cf/2, C/3, Dcf/5, Dc/4, Ecf/4, Gf1/1, G/2, xC/2, 47/1	Normal
409	H28	H28	TC42/1, Af/3, A/4, Bcf/4, Bc/3, Cc2/5, Dcf/5, Dc/4, Ecf/4, Ec/3, Fc/2, xA/2, TC5/4, TC43/1	Normal
410	F28	H28	TC36/1, TC41/2, Af/3, A/4, Bcf/4, Bc/3, Cc2/5, Dcf/5, Dc/4, Ecf/4, Ec/3, Fc/2, xA/2, TC5/4, TC43/1	Normal
411	G28	G28	49/2, TC9/3, Af/3, A/4, Bcf/4, Bc/3, Cc2/3, Dcf/4, Dc/3, Ecf/3, Ec/2, Fc/1, xA/1, TC5/2, TC39/2, TC40/2	Normal
412	G28	G28	49/2, TC9/3, Af/3, A/4, Bcf/4, Bc/3, Cc2/3, Dcf/4, Dc/3, Ecf/3, Ec/2, Fc/1, xA/2, TC5/3, TC39/3, TC40/3	Normal
413	G28	G28	49/1, 53/1, Af/3, A/4, Bcf/4, Bc/3, Cc2/3, Dcf/4, Dc/3, Ecf/3, Ec/2, Fc/1, xA/1, TC5/2, TC39/2, TC40/2	Normal
414	G28	F28	49/1, 53/1, Af/3, A/4, Bcf/4, Bc/3, Cc2/3, Dcf/4, Dc/3, Ecf/3, Ec/2, Fc/1, xA/1, TC35/1	Fixed
415	G28	G28	49/1, 53/1, Af/3, A/4, Bcf/4, Bc/3, Cc2/3, Dcf/4, Dc/3, Ecf/3, Ec/2, Fc/1, xA/2, TC5/3, TC39/3, TC40/3	Normal
416	A28	G28	50/1, Bf/2, B/3, Cc2/3, Dcf/4, Dc/3, Ecf/3, Ec/2, Fc/1, xA/1, TC5/2, TC39/2, TC40/2	Fixed
417	A28	G28	50/1, Bf/2, B/3, Cc2/3, Dcf/4, Dc/3, Ecf/3, Ec/2, Fc/1, xA/2, TC5/3, TC39/3, TC40/3	Fixed
418	A28	H28	50/1, Bf/2, B/3, Cc2/3, Dcf/4, Dc/3, Ecf/3, Ec/2, Fc/1, xA/2, TC5/4, TC43/1	Normal
419	B28	G28	48/1, Cf/2, C/2, Dcf/4, Dc/3, Ecf/3, Ec/2, Fc/1, xA/1, TC5/2, TC39/2, TC40/2	Normal
420	B28	F28	48/1, Cf/2, C/2, Dcf/4, Dc/3, Ecf/3, Ec/2, Fc/1, xA/1, TC35/1	Normal
421	B28	G28	48/1, Cf/2, C/2, Dcf/4, Dc/3, Ecf/3, Ec/2, Fc/1, xA/2, TC5/3, TC39/3, TC40/3	Fixed
422	B28	H28	48/1, Cf/2, C/2, Dcf/4, Dc/3, Ecf/3, Ec/2, Fc/1, xA/2, TC5/4, TC43/1	Normal
423	H28	F28	TC42/1, Af/3, A/4, Bcf/4, Bc/3, Cc2/3, Dcf/4, Dc/3, Ecf/3, Ec/2, Fc/1, xA/1, TC35/1	Normal
424	H28	H28	TC42/1, Af/3, A/4, Bcf/4, Bc/3, Cc2/3, Dcf/4, Dc/3, Ecf/3, Ec/2, Fc/1, xA/2, TC5/4, TC43/1	Normal
425	F28	F28	TC36/1, TC41/2, Af/3, A/4, Bcf/4, Bc/3, Cc2/3, Dcf/4, Dc/3, Ecf/3, Ec/2, Fc/1, xA/1, TC35/1	Normal
426	F28	H28	TC36/1, TC41/2, Af/3, A/4, Bcf/4, Bc/3, Cc2/3, Dcf/4, Dc/3, Ecf/3, Ec/2, Fc/1, xA/2, TC5/4, TC43/1	Normal

Signal Timings

Network Default: 120s cycle time; 120 steps

Controller Stream 11

Controller Stream	Name	Description	Use sequence	Cycle time source	Cycle time (s)
11	(untitled)		1	NetworkDefault	120

Controller Stream 11 - Properties

Controller Stream	Manufacturer name	Type	Model number	(Telephone) Line Number	Site number	Grid reference	Gaining delay type
11	Unspecified						Absolute

Controller Stream 11 - Optimisation

Controller Stream	Allow offset optimisation	Allow green split optimisation	Optimisation level	Auto redistribute	Enable stage constraint
11	✓	✓	Offsets And Green Splits		

Phases

Controller Stream	Phase	Name	Minimum green (s)	Maximum green (s)	Relative start displacement (s)	Relative end displacement (s)	Type
11	(ALL)	(untitled)	7	300	0	0	Traffic

Library Stages

Controller Stream	Library Stage	Phases in stage	User stage minimum (s)
11	1	A	1
	2	B	1

Stage Sequences

Controller Stream	Sequence	Name	Multiple cycling	Stage IDs	Stage ends
11	1	(untitled)	Single	1, 2	7, 115

Intergreen Matrix for Controller Stream 11

		To	
		A	B
From	A		5
	B	5	

Banned Stage transitions for Controller Stream 11

		To	
		1	2
From	1		
	2		

Interstage Matrix for Controller Stream 11

		To	
		1	2
From	1	0	5
	2	5	0

Resultant Stages

Controller Stream	Resultant Stage	Is base stage	Library Stage ID	Phases in this stage	Stage start (s)	Stage end (s)	Stage duration (s)	User stage minimum (s)	Stage minimum (s)
11	1	✓	1	A	0	7	7	1	7
	2	✓	2	B	12	115	103	1	7

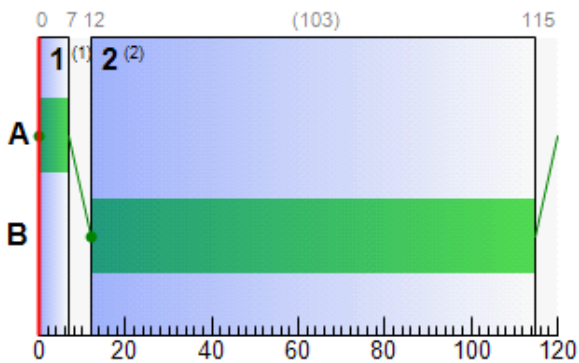
Resultant Phase Green Periods

Controller Stream	Phase	Green period	Is base green period	Start time (s)	End time (s)	Duration (s)
11	A	1	✓	0	7	7
	B	1	✓	12	115	103

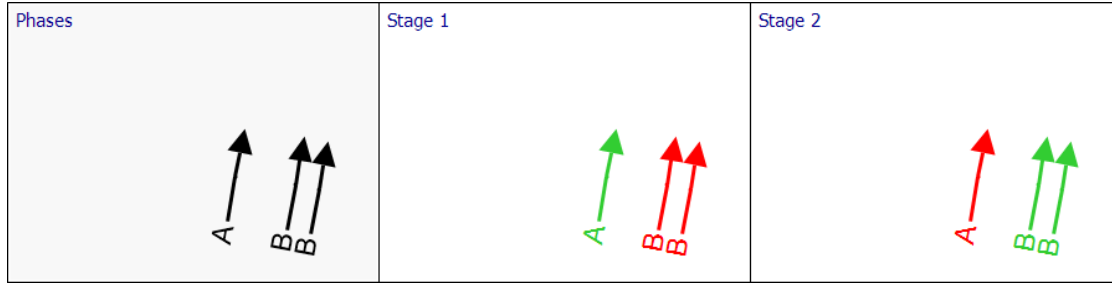
Traffic Stream Green Times

Arm	Traffic Stream	Traffic Node	Controller Stream	Phase	Green Period 1			Green Period 2		
					Start	End	Duration	Start	End	Duration
Df	1	3-2	11	B	12	115	103			
Df	2	3-2	11	B	12	115	103			
52	1	3-2	11	A	0	7	7			

Phase Timings Diagram for Controller Stream 11



Stage Sequence Diagram for Controller Stream 11



Controller Stream 12

Controller Stream	Name	Description	Use sequence	Cycle time source	Cycle time (s)
12	(untitled)		1	NetworkDefault	120

Controller Stream 12 - Properties

Controller Stream	Manufacturer name	Type	Model number	(Telephone) Line Number	Site number	Grid reference	Gaining delay type
12	Unspecified						Absolute

Controller Stream 12 - Optimisation

Controller Stream	Allow offset optimisation	Allow green split optimisation	Optimisation level	Auto redistribute	Enable stage constraint
12	✓	✓	Offsets And Green Splits		

Phases

Controller Stream	Phase	Name	Minimum green (s)	Maximum green (s)	Relative start displacement (s)	Relative end displacement (s)	Type	Blackout Time (s)
12	A	(untitled)	7	300	0	0	Unknown	
	B	(untitled)	6	300	0	0	Pedestrian	3

Library Stages

Controller Stream	Library Stage	Phases in stage	User stage minimum (s)
12	1	A	1
	2	B	1

Losing / Gaining Phase Delays

Controller Stream	Delay	Type	Phase	From stage	To stage	Relative delay
12	1	Losing	A	1	2	5

Stage Sequences

Controller Stream	Sequence	Name	Multiple cycling	Stage IDs	Stage ends
12	1	(untitled)	Single	1, 2	87, 103

Intergreen Matrix for Controller Stream 12

		To	
		A	B
From	A		5
	B	5	

Banned Stage transitions for Controller Stream 12

		To	
		1	2
From	1		
	2		

Interstage Matrix for Controller Stream 12

		To	
		1	2
From	1	0	10
	2	5	0

Resultant Stages

Controller Stream	Resultant Stage	Is base stage	Library Stage ID	Phases in this stage	Stage start (s)	Stage end (s)	Stage duration (s)	User stage minimum (s)	Stage minimum (s)
12	1	✓	1	A	108	87	99	1	2
	2	✓	2	B	97	103	6	1	6

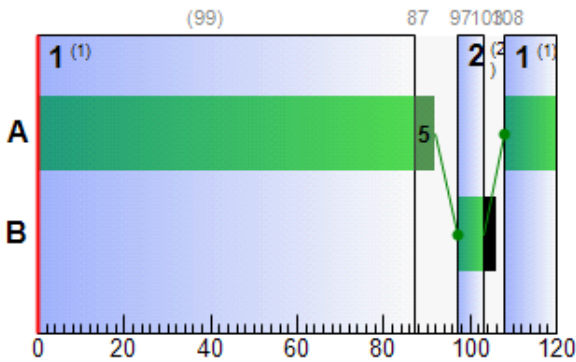
Resultant Phase Green Periods

Controller Stream	Phase	Green period	Is base green period	Start time (s)	End time (s)	Duration (s)
12	A	1	✓	108	92	104
	B	1	✓	97	103	6

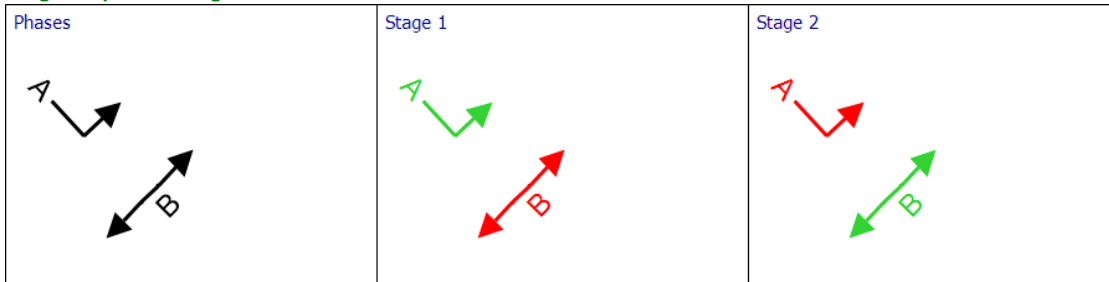
Traffic Stream Green Times

Arm	Traffic Stream	Traffic Node	Controller Stream	Phase	Green Period 1			Green Period 2		
					Start	End	Duration	Start	End	Duration
54	1	6	12	A	108	92	104			

Phase Timings Diagram for Controller Stream 12



Stage Sequence Diagram for Controller Stream 12



Controller Stream 13

Controller Stream	Name	Description	Use sequence	Cycle time source	Cycle time (s)
13	(untitled)		1	NetworkDefault	120

Controller Stream 13 - Properties

Controller Stream	Manufacturer name	Type	Model number	(Telephone) Line Number	Site number	Grid reference	Gaining delay type
13	Unspecified						Absolute

Controller Stream 13 - Optimisation

Controller Stream	Allow offset optimisation	Allow green split optimisation	Optimisation level	Auto redistribute	Enable stage constraint
13	✓	✓	Offsets And Green Splits		

Phases

Controller Stream	Phase	Name	Minimum green (s)	Maximum green (s)	Relative start displacement (s)	Relative end displacement (s)	Type	Blackout Time (s)
13	A	(untitled)	7	300	0	0	Traffic	
	B	(untitled)	6	300	0	0	Pedestrian	3

Library Stages

Controller Stream	Library Stage	Phases in stage	User stage minimum (s)
13	1	A	1
	2	B	1

Stage Sequences

Controller Stream	Sequence	Name	Multiple cycling	Stage IDs	Stage ends
13	1	(untitled)	Single	1, 2	28, 39

Intergreen Matrix for Controller Stream 13

		To	
		A	B
From	A		5
	B	5	

Banned Stage transitions for Controller Stream 13

		To	
		1	2
From	1		
	2		

Interstage Matrix for Controller Stream 13

		To	
		1	2
From	1	0	5
	2	5	0

Resultant Stages

Controller Stream	Resultant Stage	Is base stage	Library Stage ID	Phases in this stage	Stage start (s)	Stage end (s)	Stage duration (s)	User stage minimum (s)	Stage minimum (s)
13	1	✓	1	A	44	28	104	1	7
	2	✓	2	B	33	39	6	1	6

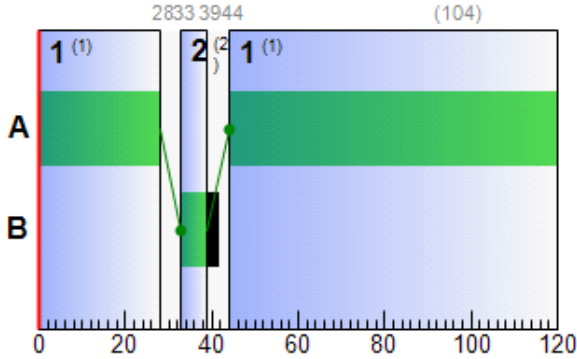
Resultant Phase Green Periods

Controller Stream	Phase	Green period	Is base green period	Start time (s)	End time (s)	Duration (s)
13	A	1	✓	44	28	104
	B	1	✓	33	39	6

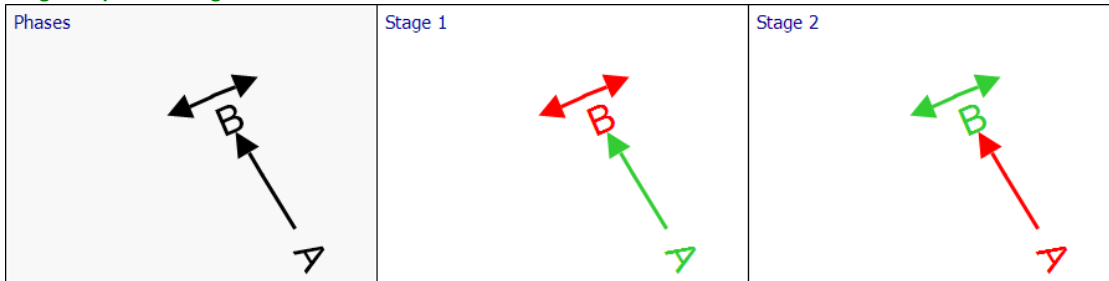
Traffic Stream Green Times

Arm	Traffic Stream	Traffic Node	Controller Stream	Phase	Green Period 1			Green Period 2		
					Start	End	Duration	Start	End	Duration
55	1	4	13	A	44	28	104			

Phase Timings Diagram for Controller Stream 13



Stage Sequence Diagram for Controller Stream 13



Controller Stream 769-1

Controller Stream	Name	Description	Use sequence	Cycle time source	Cycle time (s)
769-1	(untitled)		1	NetworkDefault	120

Controller Stream 769-1 - Properties

Controller Stream	Manufacturer name	Type	Model number	(Telephone) Line Number	Site number	Grid reference	Gaining delay type
769-1	Unspecified						Absolute

Controller Stream 769-1 - Optimisation

Controller Stream	Allow offset optimisation	Allow green split optimisation	Optimisation level	Auto redistribute	Enable stage constraint
769-1			None		

Phases

Controller Stream	Phase	Name	Minimum green (s)	Maximum green (s)	Relative start displacement (s)	Relative end displacement (s)	Type	Blackout Time (s)
769-1	A	(untitled)	7	300	0	0	Traffic	
	B	(untitled)	7	300	0	0	Traffic	
	C	(untitled)	7	300	0	0	Pedestrian	3

Library Stages

Controller Stream	Library Stage	Phases in stage	User stage minimum (s)
769-1	1	A	1
	2	B	1

Stage Sequences

Controller Stream	Sequence	Name	Multiple cycling	Equal length multiple cycling	Stage IDs	Stage ends	Multiple cycling stage IDs	Multiple cycling stage ends
769-1	1	(untitled)	Double	✓	1, 2	5, 31	1, 2	65, 91

Intergreen Matrix for Controller Stream 769-1

		To		
		A	B	C
From	A		7	
	B	5		5
	C		9	

Banned Stage transitions for Controller Stream 769-1

		To	
		1	2
From	1		
	2		

Interstage Matrix for Controller Stream 769-1

		To	
		1	2
From	1	0	7
	2	5	0

Resultant Stages

Controller Stream	Resultant Stage	Is base stage	Library Stage ID	Phases in this stage	Stage start (s)	Stage end (s)	Stage duration (s)	User stage minimum (s)	Stage minimum (s)
769-1	1	✓	1	A	96	5	29	1	7
	2	✓	2	B	12	31	19	1	7
	3		1	A	36	65	29	1	7
	4		2	B	72	91	19	1	7

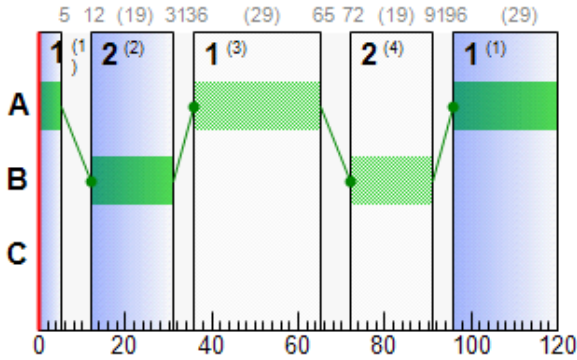
Resultant Phase Green Periods

Controller Stream	Phase	Green period	Is base green period	Start time (s)	End time (s)	Duration (s)
769-1	A	1		36	65	29
		2	✓	96	5	29
	B	1	✓	12	31	19
		2		72	91	19

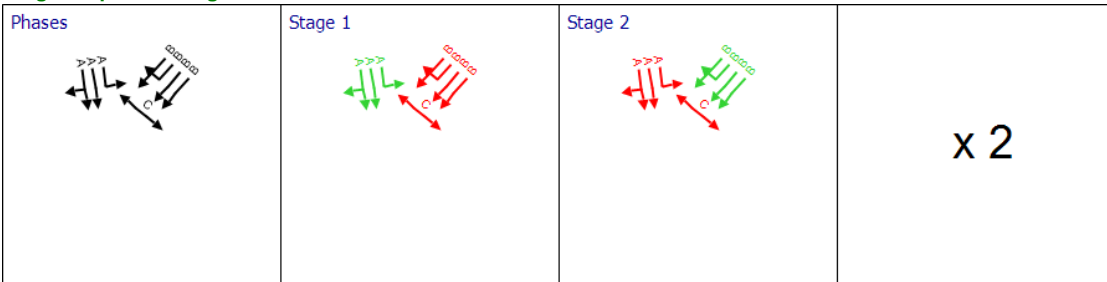
Traffic Stream Green Times

Arm	Traffic Stream	Traffic Node	Controller Stream	Phase	Green Period 1			Green Period 2		
					Start	End	Duration	Start	End	Duration
B	1	1	769-1	B	12	31	19	72	91	19
B	2	1	769-1	B	12	31	19	72	91	19
B	3	1	769-1	B	12	31	19	72	91	19
B	4	1	769-1	B	12	31	19	72	91	19
Bc	1	1	769-1	A	36	65	29	96	5	29
Bc	2	1	769-1	A	36	65	29	96	5	29
Bc	3	1	769-1	A	36	65	29	96	5	29

Phase Timings Diagram for Controller Stream 769-1



Stage Sequence Diagram for Controller Stream 769-1



Controller Stream 769-2

Controller Stream	Name	Description	Use sequence	Cycle time source	Cycle time (s)
769-2	(untitled)		1	NetworkDefault	120

Controller Stream 769-2 - Properties

Controller Stream	Manufacturer name	Type	Model number	(Telephone) Line Number	Site number	Grid reference	Gaining delay type
769-2	Unspecified						Absolute

Controller Stream 769-2 - Optimisation

Controller Stream	Allow offset optimisation	Allow green split optimisation	Optimisation level	Auto redistribute	Enable stage constraint
769-2			None		

Phases

Controller Stream	Phase	Name	Minimum green (s)	Maximum green (s)	Relative start displacement (s)	Relative end displacement (s)	Type	Blackout Time (s)
769-2	D	(untitled)	7	300	0	0	Traffic	
	E	(untitled)	7	300	0	0	Traffic	
	F	(untitled)	4	300	0	0	Traffic	
	G	(untitled)	4	300	0	0	Traffic	
	H	(untitled)	5	300	0	0	Pedestrian	3
	I	(untitled)	7	300	0	0	Pedestrian	3
	J	(untitled)	10	300	0	0	Pedestrian	3
	K	(untitled)	5	300	0	0	Pedestrian	3

Library Stages

Controller Stream	Library Stage	Phases in stage	User stage minimum (s)
769-2	4	D, E, H, I	1
	5	F, G, J, K	1
	6	F, G, K	1

Losing / Gaining Phase Delays

Controller Stream	Delay	Type	Phase	From stage	To stage	Relative delay	Absolute delay
	1	Losing	I	4	5	2	
	2	Losing	H	4	5	4	
769-2	4	Losing	E	4	5	5	
	5	Losing	F	5	4	5	
	6	Losing	G	5	4	7	
	7	Losing	K	5	4	7	
	8	Losing	G	6	4	7	
	9	Losing	I	4	6	4	
	10	Losing	H	4	6	6	
	11	Losing	D	4	6	6	
	12	Losing	E	4	6	7	
	13	Losing	F	6	4	5	
	14	Losing	K	6	4	7	
	15	Gaining	D	6	4	0	11

Stage Sequences

Controller Stream	Sequence	Name	Multiple cycling	Equal length multiple cycling	Stage IDs	Stage ends	Multiple cycling stage IDs	Multiple cycling stage ends
769-2	1	(untitled)	Double	✓	4, 5	4, 23	4, 5	64, 83
	2	(untitled)	Double	✓	4, 6, 5	0, 16, 32	4, 6, 5	33, 34, 35
	3	(untitled)	Double	✓	4, 5, 6	0, 26, 34	4, 5, 6	60, 88, 95
	4	(untitled)	Double	✓	4, 6	2, 23	4, 6	62, 83

Intergreen Matrix for Controller Stream 769-2

		To							
		D	E	F	G	H	I	J	K
From	D			5	7			5	
	E			5					5
	F	6	8			8			
	G	4					5		
	H			5					
	I				9				
	J	12							
	K		7						

Banned Stage transitions for Controller Stream 769-2

		To		
		4	5	6
From	4			
	5			
	6			

Interstage Matrix for Controller Stream 769-2

		To		
		4	5	6
From	4	0	11	13
	5	14	0	0
	6	14	0	0

Resultant Stages

Controller Stream	Resultant Stage	Is base stage	Library Stage ID	Phases in this stage	Stage start (s)	Stage end (s)	Stage duration (s)	User stage minimum (s)	Stage minimum (s)
769-2	1	✓	4	D,E,H,I	97	4	27	1	3
	2	✓	5	F,G,J,K	15	23	8	1	8
	3		4	D,E,H,I	37	64	27	1	3
	4		5	F,G,J,K	75	83	8	1	8

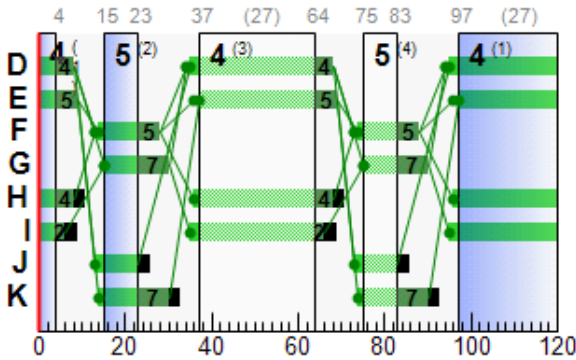
Resultant Phase Green Periods

Controller Stream	Phase	Green period	Is base green period	Start time (s)	End time (s)	Duration (s)
769-2	D	1		35	68	33
		2	✓	95	8	33
	E	1		37	69	32
		2	✓	97	9	32
	F	1	✓	14	28	14
		2		74	88	14
	G	1	✓	15	30	15
		2		75	90	15
	H	1		36	68	32
		2	✓	96	8	32
	I	1		35	66	31
		2	✓	95	6	31
	J	1	✓	13	23	10
		2		73	83	10
	K	1	✓	14	30	16
		2		74	90	16

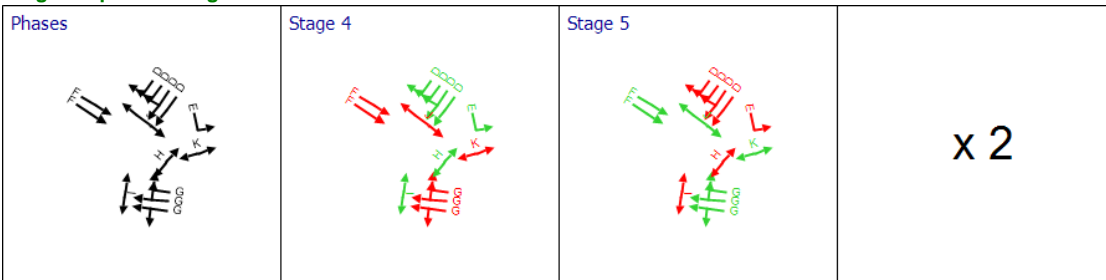
Traffic Stream Green Times

Arm	Traffic Stream	Traffic Node	Controller Stream	Phase	Green Period 1			Green Period 2		
					Start	End	Duration	Start	End	Duration
C	1	2	769-2	G	15	30	15	75	90	15
C	2	2	769-2	G	15	30	15	75	90	15
C	3	2	769-2	G	15	30	15	75	90	15
G	1	2	769-2	F	14	28	14	74	88	14
G	2	2	769-2	F	14	28	14	74	88	14
Cc1	1	2	769-2	E	37	69	32	97	9	32
Cc2	2	2	769-2	D	35	68	33	95	8	33
Cc2	3	2	769-2	D	35	68	33	95	8	33
Cc2	4	2	769-2	D	35	68	33	95	8	33
Cc2	5	2	769-2	D	35	68	33	95	8	33

Phase Timings Diagram for Controller Stream 769-2



Stage Sequence Diagram for Controller Stream 769-2



Controller Stream 770-1

Controller Stream	Name	Description	Use sequence	Cycle time source	Cycle time (s)
770-1	(untitled)		1	NetworkDefault	120

Controller Stream 770-1 - Properties

Controller Stream	Manufacturer name	Type	Model number	(Telephone) Line Number	Site number	Grid reference	Gaining delay type
770-1	Unspecified						Absolute

Controller Stream 770-1 - Optimisation

Controller Stream	Allow offset optimisation	Allow green split optimisation	Optimisation level	Auto redistribute	Enable stage constraint
770-1	✓	✓	Offsets And Green Splits		

Phases

Controller Stream	Phase	Name	Minimum green (s)	Maximum green (s)	Relative start displacement (s)	Relative end displacement (s)	Type	Blackout Time (s)
770-1	A	(untitled)	7	300	0	0	Traffic	
	B	(untitled)	7	300	0	0	Traffic	
	C	(untitled)	5	300	0	0	Pedestrian	3

Library Stages

Controller Stream	Library Stage	Phases in stage	User stage minimum (s)
770-1	1	A, C	1
	2	B	1

Losing / Gaining Phase Delays

Controller Stream	Delay	Type	Phase	From stage	To stage	Relative delay
770-1	1	Losing	A	1	2	2

Stage Sequences

Controller Stream	Sequence	Name	Multiple cycling	Equal length multiple cycling	Stage IDs	Stage ends	Multiple cycling stage IDs	Multiple cycling stage ends
770-1	1	(untitled)	Double	✓	1, 2	9, 36	1, 2	69, 96

Intergreen Matrix for Controller Stream 770-1

		To		
		A	B	C
From	A		5	
	B	5		5
	C		7	

Banned Stage transitions for Controller Stream 770-1

		To	
		1	2
From	1		
	2		

Interstage Matrix for Controller Stream 770-1

		To	
		1	2
From	1	0	7
	2	5	0

Resultant Stages

Controller Stream	Resultant Stage	Is base stage	Library Stage ID	Phases in this stage	Stage start (s)	Stage end (s)	Stage duration (s)	User stage minimum (s)	Stage minimum (s)
770-1	1	✓	1	A,C	101	9	28	1	5
	2	✓	2	B	16	36	20	1	7
	3		1	A,C	41	69	28	1	5
	4		2	B	76	96	20	1	7

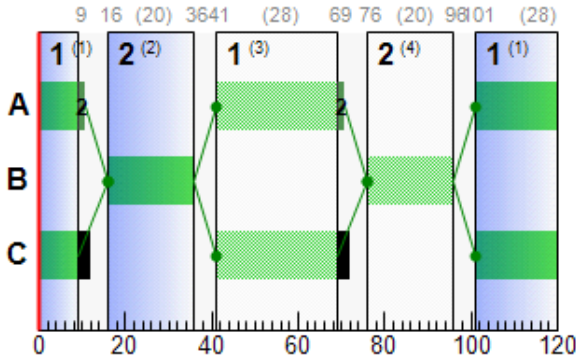
Resultant Phase Green Periods

Controller Stream	Phase	Green period	Is base green period	Start time (s)	End time (s)	Duration (s)
770-1	A	1		41	71	30
		2	✓	101	11	30
	B	1	✓	16	36	20
		2		76	96	20
	C	1		41	69	28
		2	✓	101	9	28

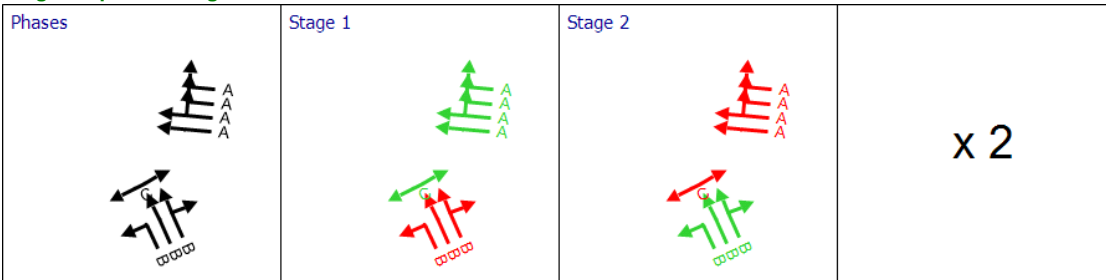
Traffic Stream Green Times

Arm	Traffic Stream	Traffic Node	Controller Stream	Phase	Green Period 1			Green Period 2		
					Start	End	Duration	Start	End	Duration
D	1	3	770-1	B	16	36	20	76	96	20
D	2	3	770-1	B	16	36	20	76	96	20
D	3	3	770-1	B	16	36	20	76	96	20
Dc	1	3	770-1	A	41	71	30	101	11	30
Dc	2	3	770-1	A	41	71	30	101	11	30
Dc	3	3	770-1	A	41	71	30	101	11	30
Dc	4	3	770-1	A	41	71	30	101	11	30

Phase Timings Diagram for Controller Stream 770-1



Stage Sequence Diagram for Controller Stream 770-1



Controller Stream 770-2

Controller Stream	Name	Description	Use sequence	Cycle time source	Cycle time (s)
770-2	(untitled)		1	Manual	120

Controller Stream 770-2 - Properties

Controller Stream	Manufacturer name	Type	Model number	(Telephone) Line Number	Site number	Grid reference	Gaining delay type
770-2	Unspecified						Absolute

Controller Stream 770-2 - Optimisation

Controller Stream	Allow offset optimisation	Allow green split optimisation	Optimisation level	Auto redistribute	Enable stage constraint
770-2			None		

Phases

Controller Stream	Phase	Name	Minimum green (s)	Maximum green (s)	Relative start displacement (s)	Relative end displacement (s)	Type	Blackout Time (s)
770-2	D	(untitled)	7	300	0	0	Traffic	
	E	(untitled)	5	300	0	0	Pedestrian	3

Library Stages

Controller Stream	Library Stage	Phases in stage	User stage minimum (s)
770-2	4	D	1
	5	E	1

Stage Sequences

Controller Stream	Sequence	Name	Multiple cycling	Stage IDs	Stage ends
770-2	1	(untitled)	Single	4, 5	17, 29

Intergreen Matrix for Controller Stream 770-2

		To	
		D	E
From	D		5
	E	7	

Banned Stage transitions for Controller Stream 770-2

		To	
		4	5
From	4		
	5		

Interstage Matrix for Controller Stream 770-2

		To	
		4	5
From	4	0	5
	5	7	0

Resultant Stages

Controller Stream	Resultant Stage	Is base stage	Library Stage ID	Phases in this stage	Stage start (s)	Stage end (s)	Stage duration (s)	User stage minimum (s)	Stage minimum (s)
770-2	1	✓	4	D	36	17	101	1	7
	2	✓	5	E	22	29	7	1	5

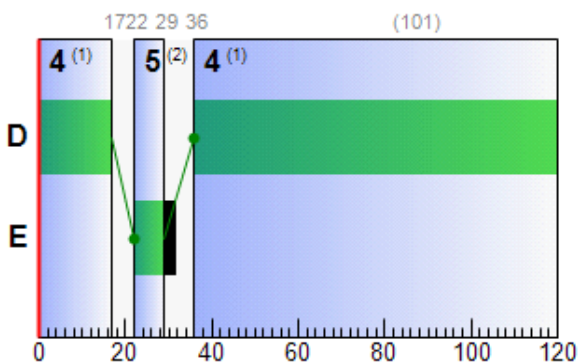
Resultant Phase Green Periods

Controller Stream	Phase	Green period	Is base green period	Start time (s)	End time (s)	Duration (s)
770-2	D	1	✓	36	17	101
	E	1	✓	22	29	7

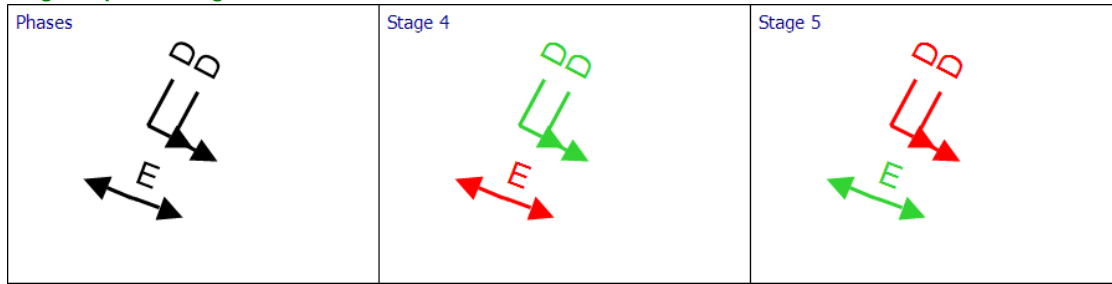
Traffic Stream Green Times

Arm	Traffic Stream	Traffic Node	Controller Stream	Phase	Green Period 1			Green Period 2		
					Start	End	Duration	Start	End	Duration
Dxp	1	3-2	770-2	D	36	17	101			
Dxp	2	3-2	770-2	D	36	17	101			

Phase Timings Diagram for Controller Stream 770-2



Stage Sequence Diagram for Controller Stream 770-2



Controller Stream 770-3

Controller Stream	Name	Description	Use sequence	Cycle time source	Cycle time (s)
770-3	(untitled)		1	NetworkDefault	120

Controller Stream 770-3 - Properties

Controller Stream	Manufacturer name	Type	Model number	(Telephone) Line Number	Site number	Grid reference	Gaining delay type
770-3	Unspecified						Absolute

Controller Stream 770-3 - Optimisation

Controller Stream	Allow offset optimisation	Allow green split optimisation	Optimisation level	Auto redistribute	Enable stage constraint
770-3	✓	✓	Offsets And Green Splits		

Phases

Controller Stream	Phase	Name	Minimum green (s)	Maximum green (s)	Relative start displacement (s)	Relative end displacement (s)	Type	Blackout Time (s)
770-3	F	(untitled)	7	300	0	0	Traffic	
	G	(untitled)	4	300	0	0	Traffic	
	H	(untitled)	4	300	0	0	Traffic	
	I	(untitled)	5	300	0	0	Pedestrian	3
	J	(untitled)	5	300	0	0	Pedestrian	3
	K	(untitled)	10	300	0	0	Pedestrian	3

Library Stages

Controller Stream	Library Stage	Phases in stage	User stage minimum (s)
770-3	7	F, I, J	1
	8	G, H, K	1
	9	G, H	1

Losing / Gaining Phase Delays

Controller Stream	Delay	Type	Phase	From stage	To stage	Relative delay
770-3	1	Losing	I	7	8	2
	2	Losing	F	7	8	2
	3	Losing	G	8	7	7
	4	Losing	H	8	7	5
	5	Losing	I	7	9	4
	6	Losing	F	7	9	4
	7	Losing	G	9	7	7
	8	Losing	H	9	7	5
	9	Losing	J	7	9	2

Stage Sequences

Controller Stream	Sequence	Name	Multiple cycling	Equal length multiple cycling	Stage IDs	Stage ends	Multiple cycling stage IDs	Multiple cycling stage ends
770-3	1	(untitled)	Double	✓	7, 9	10, 28	7, 9	70, 88

Intergreen Matrix for Controller Stream 770-3

		To					
		F	G	H	I	J	K
From	F		7	5			6
	G	4			5		
	H	6				5	
	I		7				
	J			7			
	K	11					

Banned Stage transitions for Controller Stream 770-3

		To		
		7	8	9
From	7			
	8			
	9			

Interstage Matrix for Controller Stream 770-3

		To		
		7	8	9
From	7	0	9	11
	8	12	0	0
	9	12	0	0

Resultant Stages

Controller Stream	Resultant Stage	Is base stage	Library Stage ID	Phases in this stage	Stage start (s)	Stage end (s)	Stage duration (s)	User stage minimum (s)	Stage minimum (s)
770-3	1	✓	7	F,I,J	100	10	30	1	2
	2	✓	9	G,H	21	28	7	1	1
	3		7	F,I,J	40	70	30	1	2
	4		9	G,H	81	88	7	1	1

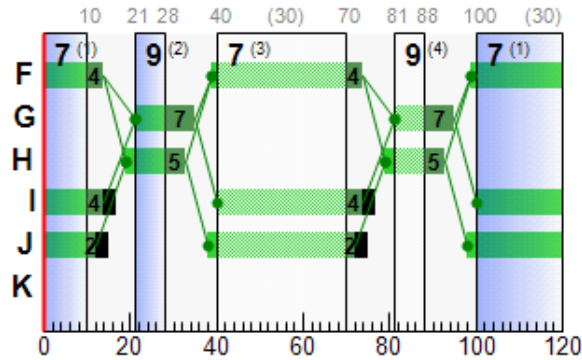
Resultant Phase Green Periods

Controller Stream	Phase	Green period	Is base green period	Start time (s)	End time (s)	Duration (s)
770-3	F	1		39	74	35
		2	✓	99	14	35
	G	1	✓	21	35	14
		2		81	95	14
	H	1	✓	19	33	14
		2		79	93	14
	I	1		40	74	34
		2	✓	100	14	34
	J	1		38	72	34
		2	✓	98	12	34

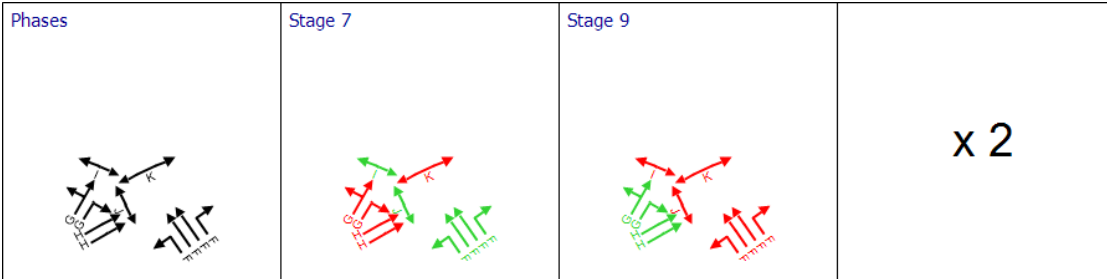
Traffic Stream Green Times

Arm	Traffic Stream	Traffic Node	Controller Stream	Phase	Green Period 1			Green Period 2		
					Start	End	Duration	Start	End	Duration
Ec	1	4	770-3	F	39	74	35	99	14	35
Ec	2	4	770-3	F	39	74	35	99	14	35
Ec	3	4	770-3	F	39	74	35	99	14	35
Ec	4	4	770-3	F	39	74	35	99	14	35
E1	1	4	770-3	G	21	35	14	81	95	14
E1	2	4	770-3	G	21	35	14	81	95	14
E2	3	4	770-3	H	19	33	14	79	93	14
E2	4	4	770-3	H	19	33	14	79	93	14

Phase Timings Diagram for Controller Stream 770-3



Stage Sequence Diagram for Controller Stream 770-3



Controller Stream 770-4

Controller Stream	Name	Description	Use sequence	Cycle time source	Cycle time (s)
770-4	(untitled)		1	NetworkDefault	120

Controller Stream 770-4 - Properties

Controller Stream	Manufacturer name	Type	Model number	(Telephone) Line Number	Site number	Grid reference	Gaining delay type
770-4	Unspecified						Absolute

Controller Stream 770-4 - Optimisation

Controller Stream	Allow offset optimisation	Allow green split optimisation	Optimisation level	Auto redistribute	Enable stage constraint
770-4			None		

Phases

Controller Stream	Phase	Name	Minimum green (s)	Maximum green (s)	Relative start displacement (s)	Relative end displacement (s)	Type	Blackout Time (s)
770-4	L	(untitled)	7	300	0	0	Traffic	
	M	(untitled)	6	300	0	0	Pedestrian	3

Library Stages

Controller Stream	Library Stage	Phases in stage	User stage minimum (s)
770-4	11	L	1
	12	M	1

Stage Sequences

Controller Stream	Sequence	Name	Multiple cycling	Stage IDs	Stage ends
770-4	1	(untitled)	Single	11, 12	19, 32

Intergreen Matrix for Controller Stream 770-4

		To	
		L	M
From	L		5
	M	7	

Banned Stage transitions for Controller Stream 770-4

		To	
		11	12
From	11		
	12		

Interstage Matrix for Controller Stream 770-4

		To	
		11	12
From	11	0	5
	12	7	0

Resultant Stages

Controller Stream	Resultant Stage	Is base stage	Library Stage ID	Phases in this stage	Stage start (s)	Stage end (s)	Stage duration (s)	User stage minimum (s)	Stage minimum (s)
770-4	1	✓	11	L	39	19	100	1	7
	2	✓	12	M	24	32	8	1	6

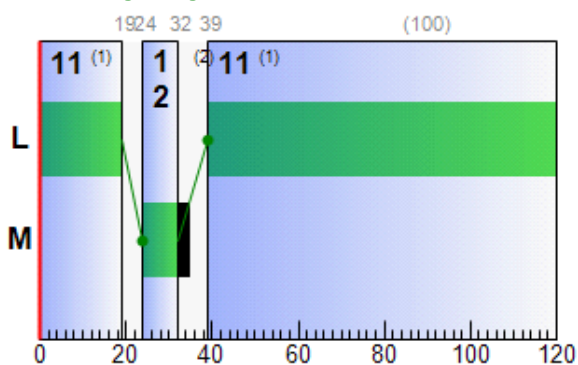
Resultant Phase Green Periods

Controller Stream	Phase	Green period	Is base green period	Start time (s)	End time (s)	Duration (s)
770-4	L	1	✓	39	19	100
	M	1	✓	24	32	8

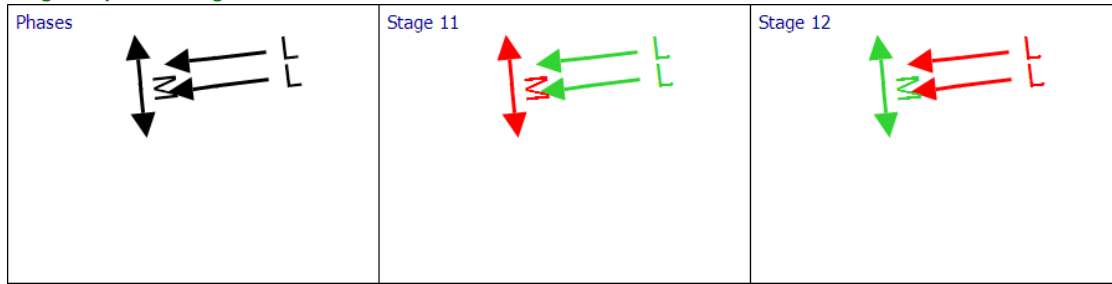
Traffic Stream Green Times

Arm	Traffic Stream	Traffic Node	Controller Stream	Phase	Green Period 1			Green Period 2		
					Start	End	Duration	Start	End	Duration
Exp	1	4-2	770-4	L	39	19	100			
Exp	2	4-2	770-4	L	39	19	100			

Phase Timings Diagram for Controller Stream 770-4



Stage Sequence Diagram for Controller Stream 770-4



Controller Stream 771-1

Controller Stream	Name	Description	Use sequence	Cycle time source	Cycle time (s)
771-1	(untitled)		1	NetworkDefault	120

Controller Stream 771-1 - Properties

Controller Stream	Manufacturer name	Type	Model number	(Telephone) Line Number	Site number	Grid reference	Gaining delay type
771-1	Unspecified						Absolute

Controller Stream 771-1 - Optimisation

Controller Stream	Allow offset optimisation	Allow green split optimisation	Optimisation level	Auto redistribute	Enable stage constraint
771-1	✓	✓	Offsets And Green Splits		

Phases

Controller Stream	Phase	Name	Minimum green (s)	Maximum green (s)	Relative start displacement (s)	Relative end displacement (s)	Type	Blackout Time (s)
771-1	A	(untitled)	7	300	0	0	Traffic	
	B	(untitled)	7	300	0	0	Traffic	
	C	(untitled)	9	300	0	0	Pedestrian	3

Library Stages

Controller Stream	Library Stage	Phases in stage	User stage minimum (s)
771-1	1	A, C	1
	2	A	1
	3	B	1

Losing / Gaining Phase Delays

Controller Stream	Delay	Type	Phase	From stage	To stage	Relative delay
771-1	1	Losing	A	1	3	6

Stage Sequences

Controller Stream	Sequence	Name	Multiple cycling	Equal length multiple cycling	Stage IDs	Stage ends	Multiple cycling stage IDs	Multiple cycling stage ends
771-1	1	(untitled)	Double	✓	1, 3	19, 40	1, 3	79, 100

Intergreen Matrix for Controller Stream 771-1

		To		
		A	B	C
From	A		5	
	B	5		5
	C		11	

Banned Stage transitions for Controller Stream 771-1

		To		
		1	2	3
From	1			
	2			
	3			

Interstage Matrix for Controller Stream 771-1

		To		
		1	2	3
From	1	0	0	11
	2	0	0	5
	3	5	5	0

Resultant Stages

Controller Stream	Resultant Stage	Is base stage	Library Stage ID	Phases in this stage	Stage start (s)	Stage end (s)	Stage duration (s)	User stage minimum (s)	Stage minimum (s)
771-1	1	✓	1	A,C	105	19	34	1	9
	2	✓	3	B	30	40	10	1	7
	3		1	A,C	45	79	34	1	9
	4		3	B	90	100	10	1	7

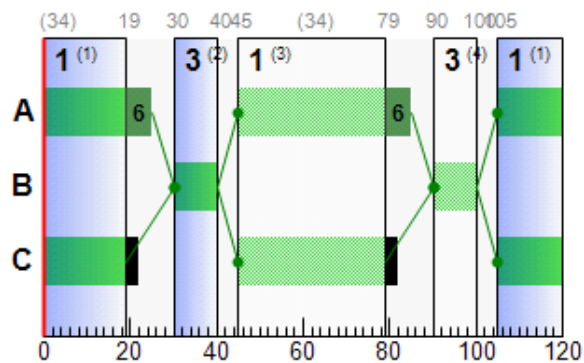
Resultant Phase Green Periods

Controller Stream	Phase	Green period	Is base green period	Start time (s)	End time (s)	Duration (s)
771-1	A	1		45	85	40
		2	✓	105	25	40
	B	1	✓	30	40	10
		2		90	100	10
	C	1		45	79	34
		2	✓	105	19	34

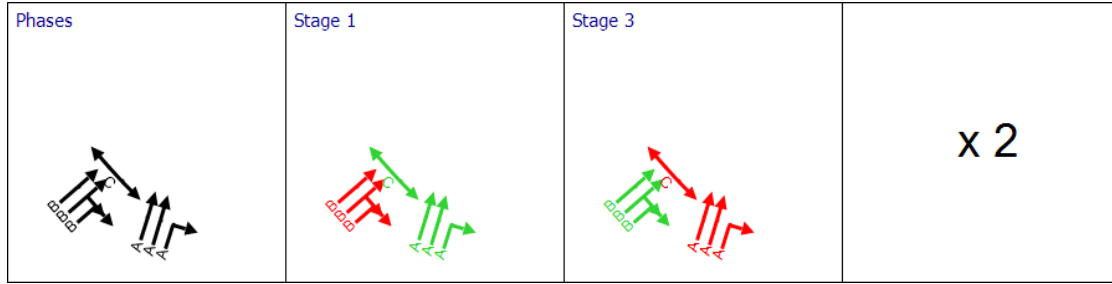
Traffic Stream Green Times

Arm	Traffic Stream	Traffic Node	Controller Stream	Phase	Green Period 1			Green Period 2		
					Start	End	Duration	Start	End	Duration
F	1	5	771-1	B	30	40	10	90	100	10
F	2	5	771-1	B	30	40	10	90	100	10
F	3	5	771-1	B	30	40	10	90	100	10
Fc	1	5	771-1	A	45	85	40	105	25	40
Fc	2	5	771-1	A	45	85	40	105	25	40
Fc	3	5	771-1	A	45	85	40	105	25	40

Phase Timings Diagram for Controller Stream 771-1



Stage Sequence Diagram for Controller Stream 771-1



Controller Stream 771-2

Controller Stream	Name	Description	Use sequence	Cycle time source	Cycle time (s)
771-2	(untitled)		1	NetworkDefault	120

Controller Stream 771-2 - Properties

Controller Stream	Manufacturer name	Type	Model number	(Telephone) Line Number	Site number	Grid reference	Gaining delay type
771-2	Unspecified						Absolute

Controller Stream 771-2 - Optimisation

Controller Stream	Allow offset optimisation	Allow green split optimisation	Optimisation level	Auto redistribute	Enable stage constraint
771-2			None		

Phases

Controller Stream	Phase	Name	Minimum green (s)	Maximum green (s)	Relative start displacement (s)	Relative end displacement (s)	Type
771-2	(ALL)	(untitled)	7	300	0	0	Traffic

Library Stages

Controller Stream	Library Stage	Phases in stage	User stage minimum (s)
771-2	5	D	1
	6	E	1

Stage Sequences

Controller Stream	Sequence	Name	Multiple cycling	Equal length multiple cycling	Stage IDs	Stage ends	Multiple cycling stage IDs	Multiple cycling stage ends
771-2	1	(untitled)	Double	✓	5, 6	18, 41	5, 6	78, 101

Intergreen Matrix for Controller Stream 771-2

		To	
		D	E
From	D		5
	E	5	

Banned Stage transitions for Controller Stream 771-2

		To	
		5	6
From	5		
	6		

Interstage Matrix for Controller Stream 771-2

		To	
		5	6
From	5	0	5
	6	5	0

Resultant Stages

Controller Stream	Resultant Stage	Is base stage	Library Stage ID	Phases in this stage	Stage start (s)	Stage end (s)	Stage duration (s)	User stage minimum (s)	Stage minimum (s)
771-2	1	✓	5	D	106	18	32	1	7
	2	✓	6	E	23	41	18	1	7
	3		5	D	46	78	32	1	7
	4		6	E	83	101	18	1	7

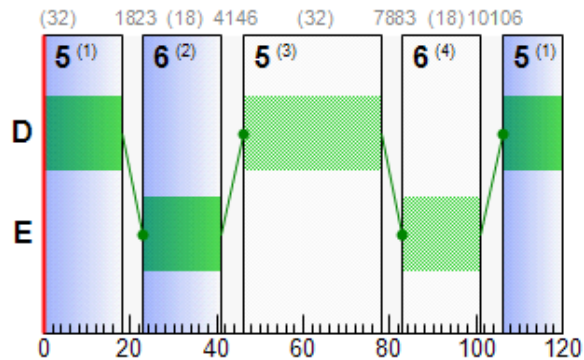
Resultant Phase Green Periods

Controller Stream	Phase	Green period	Is base green period	Start time (s)	End time (s)	Duration (s)
771-2	D	1		46	78	32
		2	✓	106	18	32
	E	1	✓	23	41	18
		2		83	101	18

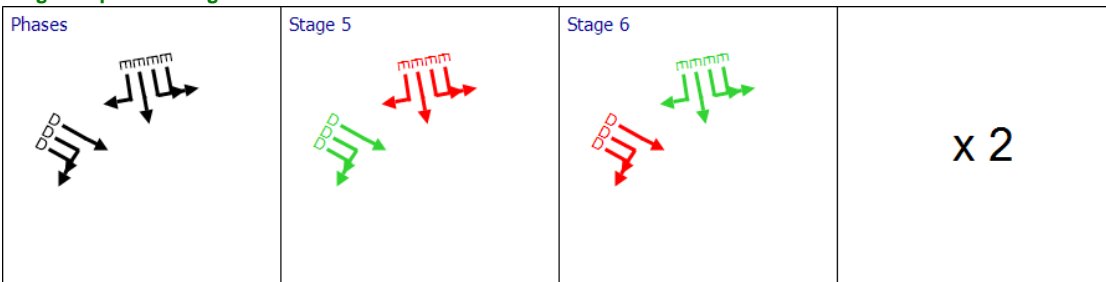
Traffic Stream Green Times

Arm	Traffic Stream	Traffic Node	Controller Stream	Phase	Green Period 1			Green Period 2		
					Start	End	Duration	Start	End	Duration
A	1	6	771-2	E	23	41	18	83	101	18
A	2	6	771-2	E	23	41	18	83	101	18
A	3	6	771-2	E	23	41	18	83	101	18
A	4	6	771-2	E	23	41	18	83	101	18
Ac	1	6	771-2	D	46	78	32	106	18	32
Ac	2	6	771-2	D	46	78	32	106	18	32
Ac	3	6	771-2	D	46	78	32	106	18	32

Phase Timings Diagram for Controller Stream 771-2



Stage Sequence Diagram for Controller Stream 771-2



Controller Stream TC777-1

Controller Stream	Name	Description	Use sequence	Cycle time source	Cycle time (s)
TC777-1	A653 Dewsbury Road / Topcliffe Lane		1	NetworkDefault	120

Controller Stream TC777-1 - Properties

Controller Stream	Manufacturer name	Type	Model number	(Telephone) Line Number	Site number	Grid reference	Gaining delay type
TC777-1	Unspecified						Absolute

Controller Stream TC777-1 - Optimisation

Controller Stream	Allow offset optimisation	Allow green split optimisation	Optimisation level	Auto redistribute	Enable stage constraint
TC777-1			None		

Phases

Controller Stream	Phase	Name	Minimum green (s)	Maximum green (s)	Relative start displacement (s)	Relative end displacement (s)	Type	Blackout Time (s)
TC777-1	A	Dewsbury Rd NB	7	300	0	1	Traffic	
	B	Dewsbury Rd SB	7	300	0	2	Traffic	
	C	Dewsbury Rd NB RT	7	300	0	0	Traffic	
	D	Topcliffe Ln RT	7	300	0	0	Traffic	
	E	Side Road	7	300	0	0	Traffic	
	F	Ped Xing at D	5	300	0	0	Pedestrian	3
	G	Ped Xing at B	7	300	0	0	Pedestrian	3
	H	Ped Xing at A AH	6	300	0	0	Pedestrian	3
	I	Ped Xing at A LT	5	300	0	0	Pedestrian	3
	J	(untitled)	7	300	0	0	Traffic	

Library Stages

Controller Stream	Library Stage	Phases in stage	User stage minimum (s)
TC777-1	1	A, B, F	1
	2	A, C, F, G	1
	3	B, F, H, I	1
	4	D, E	1
	5	D, H, I	1
	6	E, F, I	1
	7	A, F, J	1

Stage Sequences

Controller Stream	Sequence	Name	Multiple cycling	Stage IDs	Stage ends
TC777-1	1	(untitled)	Single	1, 2, 5, 7	89, 105, 0, 12

Intergreen Matrix for Controller Stream TC777-1

		To									
		A	B	C	D	E	F	G	H	I	J
From	A				5	5			7	5	
	B			5	5	5		5			5
	C		6		5	5					6
	D	5	5	6			5				5
	E	5	5	5					8		5
	F				8						
	G		16								16
	H	6				6					
	I	5									
	J		5	5	5	5		5			

Banned Stage transitions for Controller Stream TC777-1

		To						
		1	2	3	4	5	6	7
From	1							
	2							
	3							
	4							
	5							
	6							
	7							

Interstage Matrix for Controller Stream TC777-1

		To						
		1	2	3	4	5	6	7
From	1	0	5	7	8	8	5	5
	2	16	0	16	8	8	5	16
	3	6	6	0	8	8	6	6
	4	5	6	8	0	8	5	5
	5	6	6	5	6	0	6	6
	6	5	5	8	8	8	0	5
	7	5	5	7	8	8	5	0

Resultant Stages

Controller Stream	Resultant Stage	Is base stage	Library Stage ID	Phases in this stage	Stage start (s)	Stage end (s)	Stage duration (s)	User stage minimum (s)	Stage minimum (s)
TC777-1	1	✓	1	A,B,F	17	89	72	1	7
	2	✓	2	A,C,F,G	94	105	11	1	7
	3	✓	5	D,H,I	113	0	7	1	7
	4	✓	7	A,F,J	6	12	6	1	6

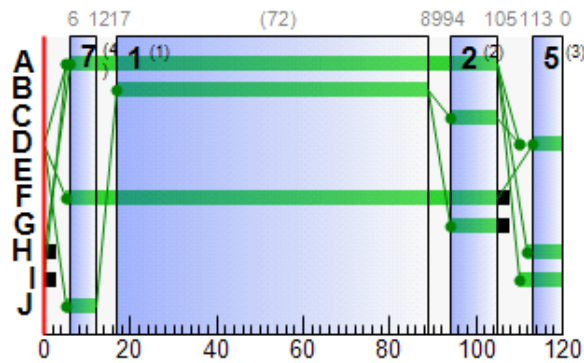
Resultant Phase Green Periods

Controller Stream	Phase	Green period	Is base green period	Start time (s)	End time (s)	Duration (s)
TC777-1	A	1	✓	6	105	99
	B	1	✓	17	89	72
	C	1	✓	94	105	11
	D	1	✓	113	0	7
	F	1	✓	5	105	100
	G	1	✓	94	105	11
	H	1	✓	112	0	8
	I	1	✓	110	0	10
	J	1	✓	5	12	7

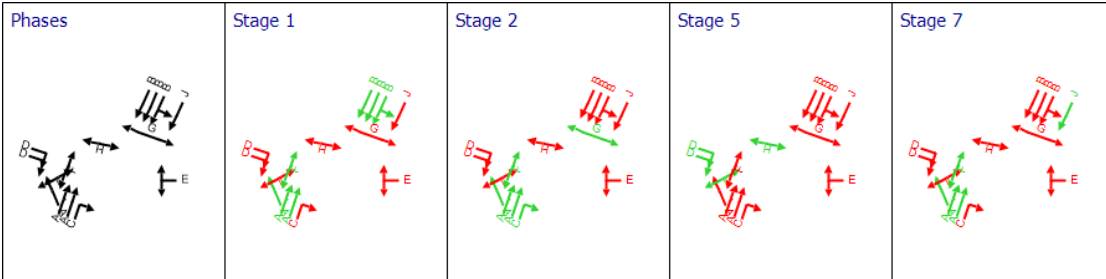
Traffic Stream Green Times

Arm	Traffic Stream	Traffic Node	Controller Stream	Phase	Green Period 1			Green Period 2		
					Start	End	Duration	Start	End	Duration
TC5	2	TC771-6	TC777-1	A	6	105	99			
TC5	3	TC771-6	TC777-1	A	6	105	99			
TC5	4	TC771-6	TC777-1	C	94	105	11			
TC9	1	TC771-6	TC777-1	B	17	89	72			
TC9	2	TC771-6	TC777-1	B	17	89	72			
TC9	3	TC771-6	TC777-1	B	17	89	72			
TC35	1	TC771-6	TC777-1	A	6	105	99			
TC41	1	TC771-6	TC777-1	D	113	0	7			
TC41	2	TC771-6	TC777-1	D	113	0	7			
TC42	1	TC771-6	TC777-1	E						
53	1	TC771-6	TC777-1	J	5	12	7			

Phase Timings Diagram for Controller Stream TC777-1



Stage Sequence Diagram for Controller Stream TC777-1



Controller Stream TC777-2

Controller Stream	Name	Description	Use sequence	Cycle time source	Cycle time (s)
TC777-2	Topcliffe Ln LT Ped		1	NetworkDefault	120

Controller Stream TC777-2 - Properties

Controller Stream	Manufacturer name	Type	Model number	(Telephone) Line Number	Site number	Grid reference	Gaining delay type
TC777-2	Unspecified						Absolute

Controller Stream TC777-2 - Optimisation

Controller Stream	Allow offset optimisation	Allow green split optimisation	Optimisation level	Auto redistribute	Enable stage constraint
TC777-2			None		

Phases

Controller Stream	Phase	Name	Minimum green (s)	Maximum green (s)	Relative start displacement (s)	Relative end displacement (s)	Type	Blackout Time (s)
TC777-2	J	Topcliffe Ln LT	7	300	0	0	Traffic	
	K	Ped Xing at J	5	300	0	0	Pedestrian	3

Library Stages

Controller Stream	Library Stage	Phases in stage	User stage minimum (s)
TC777-2	1	J	1
	2	K	1

Stage Sequences

Controller Stream	Sequence	Name	Multiple cycling	Stage IDs	Stage ends
TC777-2	1	(untitled)	Single	1, 2	30, 40

Intergreen Matrix for Controller Stream TC777-2

		To	
		J	K
From	J		5
	K	5	

Banned Stage transitions for Controller Stream TC777-2

		To	
		1	2
From	1		
	2		

Interstage Matrix for Controller Stream TC777-2

		To	
		1	2
From	1	0	5
	2	5	0

Resultant Stages

Controller Stream	Resultant Stage	Is base stage	Library Stage ID	Phases in this stage	Stage start (s)	Stage end (s)	Stage duration (s)	User stage minimum (s)	Stage minimum (s)
TC777-2	1	✓	1	J	45	30	105	1	7
	2	✓	2	K	35	40	5	1	5

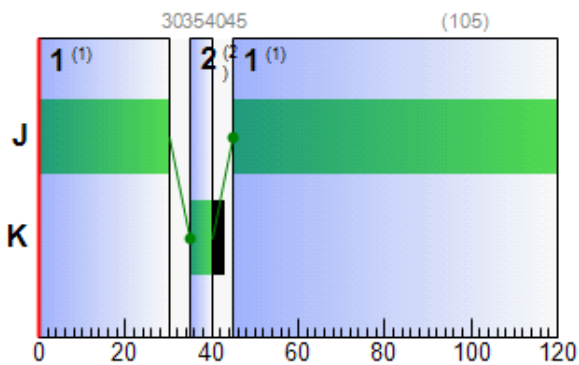
Resultant Phase Green Periods

Controller Stream	Phase	Green period	Is base green period	Start time (s)	End time (s)	Duration (s)
TC777-2	J	1	✓	45	30	105
	K	1	✓	35	40	5

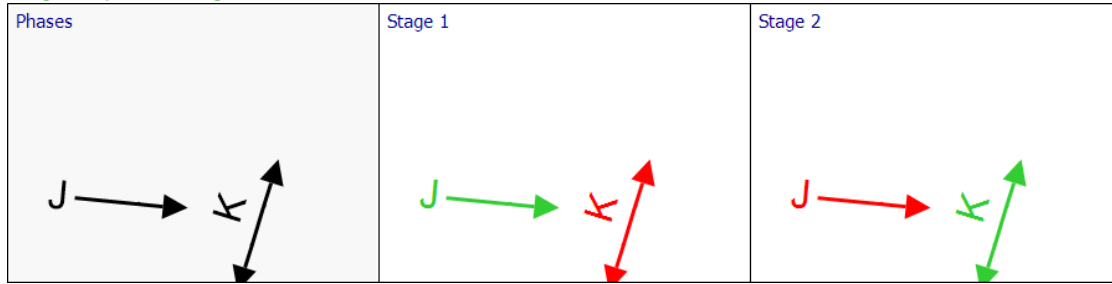
Traffic Stream Green Times

Arm	Traffic Stream	Traffic Node	Controller Stream	Phase	Green Period 1			Green Period 2		
					Start	End	Duration	Start	End	Duration
TC37	1	TC771-6	TC777-2	J	45	30	105			

Phase Timings Diagram for Controller Stream TC777-2



Stage Sequence Diagram for Controller Stream TC777-2



Resultant penalties

Time Segment	Controller stream	Phase min max penalty (£ per hr)	Intergreen broken penalty (£ per hr)	Stage constraint broken penalty (£ per hr)	Cost of controller stream penalties (£ per hr)
07:30-08:30	(ALL)	0.00	0.00	0.00	0.00

Results - Link

Results - Traffic Stream

Results - Traffic Stream: Vehicle summary

Time Segment	Arm	Traffic Stream	Name	Phase	Calculated flow entering (PCU/hr)	Calculated sat flow (PCU/hr)	Actual green (s per cycle)	Calculated capacity (PCU/hr)	Degree of saturation (%)	Practical reserve capacity (%)	Mean Delay per Veh (s)	Mean max queue (PCU)	Utilised storage (%)	JourneyTime (s)
	A	1	(untitled)	E	430	2050	36	649	66	36	19.34	6.19	47.76	24.93
		2	(untitled)	E	230	2050	36	649	35	154	13.72	3.06	22.86	19.49
		3	(untitled)	E	360	2050	36	359	100	-10	185.94	20.60	150.69	191.84
		4	(untitled)	E	342	2050	36	649	53	71	17.74	5.81	41.55	23.77
	Ac	1	(untitled)	D	1078	2263	64	1245	87	4	21.53	17.62	105.73	28.72
		2	(untitled)	D	42	2263	64	1243	3	2583	1.52	1.69	10.53	11.01
		3	(untitled)	D	130	2263	64	131	100	-10	503.09	19.02	124.35	509.68
	Acf	1	(untitled)		1116	2263	120	2225	50	79	0.86	2.58	21.34	6.07
		2	(untitled)		135	2263	120	130	103	-13	468.68	18.36	149.94	475.92
	Af	1	(untitled)		660	2050	120	2050	32	180	0.42	0.08	0.80	7.03
		2	(untitled)		360	2050	120	360	100	-10	148.22	17.73	185.40	154.82
		3	(untitled)		342	2050	120	2050	17	440	0.18	0.02	0.17	6.80
	B	1	(untitled)	B	386	2050	38	683	56	59	32.04	6.72	40.79	39.14
		2	(untitled)	B	368	2150	38	368	100	-10	219.21	25.36	150.02	226.50
		3	(untitled)	B	538	2100	38	537	100	-10	151.13	27.48	158.51	158.61
		4	(untitled)	B	537	2050	38	683	79	14	31.20	11.28	63.30	43.49
	Bc	1	(untitled)	A	272	2050	58	1025	27	239	0.97	0.14	0.62	12.92
		2	(untitled)	A	476	2050	58	478	100	-10	202.75	31.30	136.91	214.58
		3	(untitled)	A	356	2050	58	500	71	27	19.29	10.52	46.52	31.00
	Bcf	1	(untitled)		1486	2263	120	2263	66	37	1.52	0.63	5.75	5.69
		2	(untitled)		272	2263	120	2263	12	650	0.11	0.01	0.07	6.38
		3	(untitled)		476	2263	120	476	100	-10	139.29	20.94	193.11	145.24
		4	(untitled)		356	2263	120	2263	16	473	0.15	0.01	0.14	6.63
	Bf	1	(untitled)		798	1800	120	816	98	-8	80.88	30.39	76.69	108.22
		2	(untitled)		1102	1800	120	1123	98	-8	73.64	48.01	120.85	101.05
	C	1	(untitled)	G	537	2100	30	560	96	-6	98.88	20.37	96.71	113.42
		2	(untitled)	G	564	2200	30	587	96	-6	136.33	27.38	128.65	151.01
		3	(untitled)	G	330	2050	30	547	60	49	23.75	5.95	27.53	38.68
	Cf	1	(untitled)		537	1965	120	1965	27	229	0.34	0.05	0.20	17.70
		2	(untitled)		894	1965	120	894	100	-10	107.10	39.11	154.16	124.60
	D	1	(untitled)	B	375	2050	40	718	52	72	25.63	4.99	52.18	29.76
		2	(untitled)	B	648	1850	40	648	100	-10	101.33	21.52	224.95	105.46

07:30-08:30		3	(untitled)	B	758	2250	40	758	100	-10	92.57	22.56	231.84	96.77
	Dc	1	(untitled)	A	908	2100	60	1085	84	7	19.65	9.04	102.57	23.45
		2	(untitled)	A	731	2100	60	1085	67	34	13.49	7.54	88.93	17.14
		3	(untitled)	A	725	2100	60	725	100	-10	88.01	20.23	248.53	93.63
		4	(untitled)	A	865	2100	60	950	91	-1	25.78	11.26	144.40	31.17
	Dcf	1	(untitled)		689	2050	120	2050	34	168	0.44	0.09	0.74	5.39
		2	(untitled)		1118	2100	120	1349	83	9	14.99	10.95	95.52	19.93
		3	(untitled)		731	2100	120	1680	43	107	2.94	3.59	30.05	8.36
		4	(untitled)		725	2100	120	725	100	-10	83.43	22.74	195.97	90.61
		5	(untitled)		867	2100	120	1784	49	85	4.31	9.88	84.96	9.33
	Df	1	(untitled)	B	1452	1900	103	1010	144	-37	560.50	255.57	734.78	584.50
		2	(untitled)	B	862	2250	103	758	114	-21	244.25	67.74	194.75	268.25
	Dxp	1	(untitled)	D	689	2050	101	1743	40	128	1.07	1.41	17.42	4.56
		2	(untitled)	D	210	2050	101	1743	12	647	0.28	0.10	1.22	3.93
	Ec	1	(untitled)	F	683	2150	70	1290	53	70	6.46	4.32	49.61	10.22
		2	(untitled)	F	1326	2263	70	1326	100	-10	54.87	24.67	292.89	58.50
		3	(untitled)	F	1080	2263	70	1358	80	13	8.21	6.19	76.11	11.72
		4	(untitled)	F	556	2250	70	1350	41	118	11.73	7.03	87.97	15.18
	Ecf	1	(untitled)		1031	2100	120	2094	49	83	0.86	4.89	61.24	4.31
		2	(untitled)		983	2100	120	2100	47	92	0.75	0.21	2.55	4.23
		3	(untitled)		1326	2263	120	1555	85	6	11.56	9.10	111.45	15.08
		4	(untitled)		1669	2300	120	1942	86	5	7.29	8.45	96.47	11.13
	Ef	1	(untitled)		907	1900	120	851	107	-16	148.80	47.86	215.77	164.10
		2	(untitled)		509	1900	120	1900	27	236	0.35	0.05	0.22	15.65
	Exp	1	(untitled)	L	1031	2050	100	1725	60	51	2.35	5.13	56.94	6.24
		2	(untitled)	L	301	2050	100	1725	17	417	0.22	2.34	25.02	4.25
	F	1	(untitled)	B	65	2100	20	385	17	431	10.15	2.34	15.78	16.53
		2	(untitled)	B	38	2100	20	385	10	805	9.50	2.32	15.59	15.93
		3	(untitled)	B	57	2100	20	57	100	-10	1058.94	17.21	113.43	1065.48
	Fc	1	(untitled)	A	1546	2263	80	1546	100	-10	52.63	49.63	155.76	71.72
		2	(untitled)	A	1121	2263	80	1474	76	18	9.22	9.79	31.02	27.95
		3	(untitled)	A	1094	2263	80	1129	97	-7	56.61	35.42	112.98	76.00
	Ff	1	(untitled)		103	1900	120	1900	5	1558	0.05	0.00	0.00	33.14
		2	(untitled)		54	1900	120	57	94	-5	3266.43	50.37	105.17	3299.48
	G	1	(untitled)	F	377	2050	28	485	78	16	49.65	8.21	30.24	65.71
		2	(untitled)	F	166	2050	28	500	33	171	40.87	2.85	10.72	52.32
	Gf	1	(untitled)		374	2050	120	2050	18	393	0.20	2.34	34.62	3.12
		2	(untitled)		135	2050	120	2048	7	1265	0.08	2.32	34.71	2.96
	xA	1	(untitled)		1475	2263	120	2262	65	38	1.50	9.89	24.75	18.72
		2	(untitled)		1232	2263	120	2222	55	62	1.13	3.03	7.58	18.38
	xB	1	(untitled)		1484	Unrestricted	120	Unrestricted	0	Unrestricted	0.00	0.00	0.00	7.02
		2	(untitled)		511	1900	120	1345	38	137	7.49	11.71	58.25	16.16
	xC	1	(untitled)		279	1900	120	1463	19	372	3.36	4.69	23.25	12.06
		2	(untitled)		689	Unrestricted	120	Unrestricted	0	Unrestricted	0.00	0.00	0.00	9.13
	xD	1	(untitled)		210	Unrestricted	120	Unrestricted	0	Unrestricted	0.00	0.00	0.00	9.21
		2	(untitled)		1031	Unrestricted	120	Unrestricted	0	Unrestricted	0.00	0.00	0.00	13.04
	xE	1	(untitled)		300	Unrestricted	120	Unrestricted	0	Unrestricted	0.00	0.00	0.00	13.04
		2	(untitled)		735	Unrestricted	120	Unrestricted	0	Unrestricted	0.00	0.00	0.00	12.33
	xF	1	(untitled)		735	Unrestricted	120	Unrestricted	0	Unrestricted	0.00	0.00	0.00	12.33
		2	(untitled)		735	Unrestricted	120	Unrestricted	0	Unrestricted	0.00	0.00	0.00	12.33
Cc1	1	(untitled)	E	247	2050	64	1128	22	310	3.45	2.56	15.36	10.27	
	2	(untitled)	E	247	2050	64	1128	22	310	3.45	2.56	15.36	10.27	
E1	1	(untitled)	G	313	2050	28	513	61	47	37.01	5.69	40.86	43.01	
	2	(untitled)	G	537	2200	28	550	98	-8	123.95	22.32	160.41	129.95	
Gf1	1	(untitled)		33	669	120	669	5	1703	1.89	0.26	3.07	5.58	
	2	(untitled)	D	609	2150	66	1198	51	77	13.23	7.56	47.49	20.52	
	3	(untitled)	D	826	2050	66	826	100	-10	94.01	28.97	186.68	101.32	
	4	(untitled)	D	714	2150	66	714	100	-10	110.13	26.61	171.96	117.13	
	5	(untitled)	D	537	2050	66	1161	46	95	17.33	12.00	77.83	25.31	
E2	3	(untitled)	H	374	2150	28	521	72	25	29.27	6.04	65.21	33.26	
	4	(untitled)	H	135	2050	28	513	26	242	19.34	2.37	25.04	23.41	

TC5	2	(untitled)	A	1070	2263	99	1905	56	60	1.46	2.29	57.19	4.22
	3	(untitled)	A	1232	2263	99	1905	65	39	1.91	3.16	78.85	4.67
	4	(untitled)	C	0	1800	11	180	0	Unrestricted	0.00	0.00	0.00	0.00
TC9	1	(untitled)	B	556	1925	72	1203	46	95	13.15	9.22	57.81	24.15
	2	(untitled)	B	339	1966	72	339	100	-10	232.10	24.67	154.00	243.15
	3	(untitled)	B	268	1947	72	1217	22	309	4.25	1.48	9.18	15.37
TC35	1	(untitled)	A	405	1900	99	1599	25	255	0.81	1.49	35.52	3.70
TC36	1	(untitled)		230	1800	120	1800	13	604	0.15	0.01	0.21	3.17
TC37	1	(untitled)	J	41	1850	105	1634	3	3487	0.90	0.16	2.07	4.09
TC38	1	(untitled)		41	271	120	271	15	495	3.56	2.43	65.51	5.09
TC39	2	(untitled)		1071	2263	120	2263	47	90	0.71	0.21	3.46	3.25
	3	(untitled)		1233	2263	120	2263	54	65	0.95	0.33	5.62	3.35
TC40	2	(untitled)		1112	Unrestricted	120	Unrestricted	0	Unrestricted	0.00	0.00	0.00	4.23
	3	(untitled)		1233	Unrestricted	120	Unrestricted	0	Unrestricted	0.00	0.00	0.00	4.02
TC41	1	(untitled)	D	94	1850	7	123	76	18	96.62	4.06	42.76	100.56
	2	(untitled)	D	95	1850	7	123	77	17	98.25	4.15	43.30	102.21
TC42	1	(untitled)	E	0	0	0	0	0	-100	0.00	0.00	0.00	0.00
TC43	1	(untitled)		0	1800	120	1800	0	Unrestricted	0.00	0.00	0.00	0.00
47	1	(untitled)		790	1300	120	1300	61	48	2.13	0.47	2.01	18.17
48	1	(untitled)		1605	1965	120	1431	112	-20	210.71	114.30	1192.26	217.33
49	1	(untitled)		566	1900	120	1900	30	202	0.40	0.06	1.38	3.55
	2	(untitled)		747	1900	120	607	123	-27	369.30	92.33	2023.01	372.44
50	1	(untitled)		1968	1900	120	1900	104	-13	81.31	44.45	530.88	87.09
51	1	(untitled)		943	1900	120	157	600	-85	1504.37	398.23	6111.42	1508.87
52	1		A	14	1800	7	13	108	-17	498.28	2.17	6.24	522.28
53	1		J	10	1800	7	120	8	980	54.09	0.31	1.99	65.02
54	1		A	1484	1800	104	1575	94	-4	22.50	37.27	857.11	25.50
55	1		A	735	1800	104	1575	47	93	2.12	8.85	254.32	4.52

Data Entry - Stage Start and End

Resultant Stage

Controller Stream	Resultant Stage	Is base stage	Library Stage ID	Phases in this stage	Stage start (s)	Stage end (s)	Stage duration (s)	User stage minimum (s)	Stage minimum (s)
11	1	✓	1	A	0	7	7	1	7
	2	✓	2	B	12	115	103	1	7
12	1	✓	1	A	108	87	99	1	2
	2	✓	2	B	97	103	6	1	6
13	1	✓	1	A	44	28	104	1	7
	2	✓	2	B	33	39	6	1	6
769-1	1	✓	1	A	96	5	29	1	7
	2	✓	2	B	12	31	19	1	7
	3		1	A	36	65	29	1	7
	4		2	B	72	91	19	1	7
769-2	1	✓	4	D,E,H,I	97	4	27	1	3
	2	✓	5	F,G,J,K	15	23	8	1	8
	3		4	D,E,H,I	37	64	27	1	3
	4		5	F,G,J,K	75	83	8	1	8
770-1	1	✓	1	A,C	101	9	28	1	5
	2	✓	2	B	16	36	20	1	7
	3		1	A,C	41	69	28	1	5
	4		2	B	76	96	20	1	7
770-2	1	✓	4	D	36	17	101	1	7
	2	✓	5	E	22	29	7	1	5
770-3	1	✓	7	F,I,J	100	10	30	1	2
	2	✓	9	G,H	21	28	7	1	1
	3		7	F,I,J	40	70	30	1	2
	4		9	G,H	81	88	7	1	1
770-4	1	✓	11	L	39	19	100	1	7
	2	✓	12	M	24	32	8	1	6
771-1	1	✓	1	A,C	105	19	34	1	9
	2	✓	3	B	30	40	10	1	7
	3		1	A,C	45	79	34	1	9
	4		3	B	90	100	10	1	7
771-2	1	✓	5	D	106	18	32	1	7
	2	✓	6	E	23	41	18	1	7
	3		5	D	46	78	32	1	7
	4		6	E	83	101	18	1	7
TC777-1	1	✓	1	A,B,F	17	89	72	1	7
	2	✓	2	A,C,F,G	94	105	11	1	7
	3	✓	5	D,H,I	113	0	7	1	7
	4	✓	7	A,F,J	6	12	6	1	6
TC777-2	1	✓	1	J	45	30	105	1	7
	2	✓	2	K	35	40	5	1	5

Data Entry - Phase

Phase

Controller Stream	Phase	Phase	Minimum green (s)	Maximum green (s)	Relative start displacement (s)	Relative end displacement (s)	Type
11	A	A	7	300	0	0	Traffic
	B	B	7	300	0	0	Traffic
12	A	A	7	300	0	0	Unknown
	B	B	6	300	0	0	Pedestrian
13	A	A	7	300	0	0	Traffic
	B	B	6	300	0	0	Pedestrian
769-1	A	A	7	300	0	0	Traffic
	B	B	7	300	0	0	Traffic
	C	C	7	300	0	0	Pedestrian
769-2	D	D	7	300	0	0	Traffic
	E	E	7	300	0	0	Traffic
	F	F	4	300	0	0	Traffic
	G	G	4	300	0	0	Traffic
	H	H	5	300	0	0	Pedestrian
	I	I	7	300	0	0	Pedestrian
	J	J	10	300	0	0	Pedestrian
770-1	K	K	5	300	0	0	Pedestrian
	A	A	7	300	0	0	Traffic
770-1	B	B	7	300	0	0	Traffic
	C	C	5	300	0	0	Pedestrian
	D	D	7	300	0	0	Traffic
770-2	E	E	5	300	0	0	Pedestrian
	F	F	7	300	0	0	Traffic
770-3	G	G	4	300	0	0	Traffic
	H	H	4	300	0	0	Traffic
	I	I	5	300	0	0	Pedestrian
	J	J	5	300	0	0	Pedestrian
	K	K	10	300	0	0	Pedestrian
	L	L	7	300	0	0	Traffic
770-4	M	M	6	300	0	0	Pedestrian
	A	A	7	300	0	0	Traffic
771-1	B	B	7	300	0	0	Traffic
	C	C	9	300	0	0	Pedestrian
	D	D	7	300	0	0	Traffic
771-2	E	E	7	300	0	0	Traffic
	A	A	7	300	0	1	Traffic
TC777-1	B	B	7	300	0	2	Traffic
	C	C	7	300	0	0	Traffic
	D	D	7	300	0	0	Traffic
	E	E	7	300	0	0	Traffic
	F	F	5	300	0	0	Pedestrian
	G	G	7	300	0	0	Pedestrian
	H	H	6	300	0	0	Pedestrian
	I	I	5	300	0	0	Pedestrian
	J	J	7	300	0	0	Traffic
	TC777-2	K	K	5	300	0	0

Data Entry - Traffic Stream

Traffic Stream

--	--	--	--	--	--	--	--	--	--

Arm	Traffic Stream	Auto length	Length (m)	Traffic model	Max queue storage (PCU)	Traffic type	Has Saturation Flow	Is signal controlled	Is give way	Saturation flow source	Saturation flow (PCU/hr)	Delay weighting multiplier (%)	Stop weighting multiplier (%)
A	1	✓	74.52	CTM	0.00	Normal	✓	✓		Directly entered	2050	100	100
	2	✓	76.88	CTM	0.00	Normal	✓	✓		Directly entered	2050	100	100
	3	✓	78.61	CTM	0.00	Normal	✓	✓		Directly entered	2050	100	100
	4	✓	80.35	CTM	0.00	Normal	✓	✓		Directly entered	2050	100	100
Ac	1	✓	95.80	CTM	0.00	Normal	✓	✓		Directly entered	2263	100	100
	2	✓	92.34	CTM	0.00	Normal	✓	✓		Directly entered	2263	100	100
	3	✓	87.95	CTM	0.00	Normal	✓	✓		Directly entered	2263	100	100
Acf	1	✓	69.59	CTM	0.00	Normal	✓			Directly entered	2263	100	100
	2	✓	70.42	CTM	0.00	Normal	✓			Directly entered	2263	100	100
Af	1	✓	55.14	CTM	0.00	Normal	✓			Directly entered	2050	100	100
	2	✓	54.98	CTM	0.00	Normal	✓			Directly entered	2050	100	100
	3	✓	55.19	CTM	0.00	Normal	✓			Directly entered	2050	100	100
B	1	✓	94.67	CTM	0.00	Normal	✓	✓		Directly entered	2050	100	100
	2	✓	97.18	CTM	0.00	Normal	✓	✓		Directly entered	2150	100	100
	3	✓	99.69	CTM	0.00	Normal	✓	✓		Directly entered	2100	100	100
	4	✓	102.42	CTM	0.00	Normal	✓	✓		Directly entered	2050	100	100
Bc	1	✓	132.85	CTM	0.00	Normal	✓	✓		Directly entered	2050	100	100
	2	✓	131.47	CTM	0.00	Normal	✓	✓		Directly entered	2050	100	100
	3	✓	130.10	CTM	0.00	Normal	✓	✓		Directly entered	2050	100	100
Bcf	1	✓	62.67	CTM	0.00	Normal	✓			Directly entered	2263	100	100
	2	✓	63.14	CTM	0.00	Normal	✓			Directly entered	2263	100	100
	3	✓	62.35	CTM	0.00	Normal	✓			Directly entered	2263	100	100
	4	✓	62.25	CTM	0.00	Normal	✓			Directly entered	2263	100	100
Bf	1	✓	227.81	CTM	0.00	Normal	✓			Sum of lanes	1800	100	100
	2	✓	228.44	CTM	0.00	Normal	✓			Sum of lanes	1800	100	100
C	1	✓	121.13	CTM	0.00	Normal	✓	✓		Directly entered	2100	100	100
	2	✓	122.36	CTM	0.00	Normal	✓	✓		Directly entered	2200	100	100
	3	✓	124.35	CTM	0.00	Normal	✓	✓		Directly entered	2050	100	100
Cf	1	✓	144.60	CTM	0.00	Normal	✓			Sum of lanes	1965	100	100
	2	✓	145.86	CTM	0.00	Normal	✓			Sum of lanes	1965	100	100
D	1		55.00	CTM	0.00	Normal	✓	✓		Directly entered	2050	100	100
	2		55.00	CTM	0.00	Normal	✓	✓		Directly entered	1850	100	100

	3	✓	55.95	CTM	0.00	Normal	✓	✓		Directly entered	2250	100	100
Dc	1	✓	50.67	CTM	0.00	Normal	✓	✓		Directly entered	2100	100	100
	2	✓	48.72	CTM	0.00	Normal	✓	✓		Directly entered	2100	100	100
	3	✓	46.80	CTM	0.00	Normal	✓	✓		Directly entered	2100	100	100
	4	✓	44.85	CTM	0.00	Normal	✓	✓		Directly entered	2100	100	100
Dcf	1	✓	65.95	CTM	0.00	Normal	✓			Directly entered	2050	100	100
	2	✓	65.92	CTM	0.00	Normal	✓			Directly entered	2100	100	100
	3	✓	68.61	CTM	0.00	Normal	✓			Directly entered	2100	100	100
	4	✓	66.73	CTM	0.00	Normal	✓			Directly entered	2100	100	100
	5	✓	66.90	CTM	0.00	Normal	✓			Directly entered	2100	100	100
Df	1		200.00	NetworkDefault	0.00	Normal	✓	✓		Sum of lanes	1900	100	100
	2		200.00	NetworkDefault	0.00	Normal	✓	✓		Directly entered	2250	100	100
Dxp	1	✓	46.62	NetworkDefault	0.00	Normal	✓	✓		Directly entered	2050	100	100
	2	✓	48.64	NetworkDefault	0.00	Normal	✓	✓		Directly entered	2050	100	100
Ec	1	✓	50.09	CTM	0.00	Normal	✓	✓		Directly entered	2150	100	100
	2	✓	48.43	CTM	0.00	Normal	✓	✓		Directly entered	2263	100	100
	3	✓	46.77	CTM	0.00	Normal	✓	✓		Directly entered	2263	100	100
	4	✓	45.93	CTM	0.00	Normal	✓	✓		Directly entered	2250	100	100
Ecf	1	✓	45.94	CTM	0.00	Normal	✓			Directly entered	2100	100	100
	2	✓	46.37	CTM	0.00	Normal	✓			Directly entered	2100	100	100
	3	✓	46.93	CTM	0.00	Normal	✓			Directly entered	2263	100	100
	4	✓	50.37	CTM	0.00	Normal	✓			Directly entered	2300	100	100
Ef	1	✓	127.54	NetworkDefault	0.00	Normal	✓			Directly entered	1900	100	100
	2	✓	127.54	NetworkDefault	0.00	Normal	✓			Sum of lanes	1900	100	100
Exp	1	✓	51.83	CTM	0.00	Normal	✓	✓		Directly entered	2050	100	100
	2	✓	53.71	CTM	0.00	Normal	✓	✓		Directly entered	2050	100	100
F	1	✓	85.13	CTM	0.00	Normal	✓	✓		Directly entered	2100	100	100
	2	✓	85.72	CTM	0.00	Normal	✓	✓		Directly entered	2100	100	100
	3	✓	87.25	CTM	0.00	Normal	✓	✓		Directly entered	2100	100	100
Fc	1	✓	183.21	CTM	0.00	Normal	✓	✓		Directly entered	2263	100	100
	2	✓	181.45	CTM	0.00	Normal	✓	✓		Directly entered	2263	100	100
	3	✓	180.28	CTM	0.00	Normal	✓	✓		Directly entered	2263	100	100
Ff	1	✓	275.73	CTM	0.00	Normal	✓			Sum of lanes	1900	100	100
	2	✓	275.39	CTM	0.00	Normal	✓			Sum of lanes	1900	100	100

G	1	✓	156.15	CTM	0.00	Normal	✓	✓		Directly entered	2050	100	100
	2	✓	152.60	CTM	0.00	Normal	✓	✓		Directly entered	2050	100	100
Gf	1	✓	38.89	CTM	0.00	Normal	✓			Directly entered	2050	100	100
	2	✓	38.45	CTM	0.00	Normal	✓			Directly entered	2050	100	100
xA	1	✓	229.66	CTM	0.00	Normal	✓			Directly entered	2263	100	100
	2	✓	229.97	CTM	0.00	Normal	✓			Directly entered	2263	100	100
xB	1	✓	58.47	NetworkDefault	0.00	Normal						100	100
xC	1	✓	115.60	CTM	0.00	Normal	✓			Sum of lanes	1900	100	100
	2	✓	115.98	CTM	0.00	Normal	✓			Sum of lanes	1900	100	100
xD	1	✓	121.71	NetworkDefault	0.00	Normal						100	100
	2	✓	122.74	NetworkDefault	0.00	Normal						100	100
xE	1	✓	173.89	NetworkDefault	0.00	Normal						100	100
	2	✓	173.83	NetworkDefault	0.00	Normal						100	100
xF	1	✓	102.75	NetworkDefault	0.00	Normal						100	100
Cc1	1	✓	95.84	CTM	0.00	Normal	✓	✓		Directly entered	2050	100	100
E1	1		80.00	CTM	0.00	Normal	✓	✓		Directly entered	2050	100	100
	2		80.00	CTM	0.00	Normal	✓	✓		Directly entered	2200	100	100
Gf1	1	✓	49.26	NetworkDefault	0.00	Normal			✓			100	100
Cc2	2	✓	91.58	CTM	0.00	Normal	✓	✓		Directly entered	2150	100	100
	3	✓	89.25	CTM	0.00	Normal	✓	✓		Directly entered	2050	100	100
	4	✓	88.96	CTM	0.00	Normal	✓	✓		Directly entered	2150	100	100
	5	✓	88.65	CTM	0.00	Normal	✓	✓		Directly entered	2050	100	100
E2	3	✓	53.28	CTM	0.00	Normal	✓	✓		Directly entered	2150	100	100
	4	✓	54.33	CTM	0.00	Normal	✓	✓		Directly entered	2050	100	100
TC5	2	✓	23.03	CTM	0.00	Normal	✓	✓		Sum of lanes	2263	100	100
	3	✓	23.02	CTM	0.00	Normal	✓	✓		Directly entered	2263	100	100
	4	✓	24.43	CTM	0.00	Normal	✓	✓		Sum of lanes	1800	100	100
TC9	1	✓	91.71	CTM	0.00	Normal	✓	✓		Directly entered	1925	100	100
	2	✓	92.11	CTM	0.00	Normal	✓	✓		Sum of lanes	1966	100	100
	3	✓	92.69	CTM	0.00	Normal	✓	✓		Sum of lanes	1947	100	100
TC35	1	✓	24.16	CTM	0.00	Normal	✓	✓		Directly entered	1900	100	100
TC36	1	✓	25.22	NetworkDefault	0.00	Normal	✓			Sum of lanes	1800	100	100
TC37	1	✓	44.32	CTM	0.00	Normal	✓	✓		Directly entered	1850	100	100
TC38	1	✓	21.32	CTM	0.00	Normal	✓		✓	Directly entered	1850	100	100
TC39	2	✓	35.24	CTM	0.00	Normal	✓			Directly entered	2263	100	100
	3	✓	33.28	CTM	0.00	Normal	✓			Directly entered	2263	100	100
TC40	2	✓	58.74	PDM	0.00	Normal						100	100
	3	✓	55.82	PDM	0.00	Normal						100	100

TC41	1	✓	54.63	CTM	0.00	Normal	✓	✓		Directly entered	1850	100	100
	2	✓	55.07	CTM	0.00	Normal	✓	✓		Directly entered	1850	100	100
TC42	1	✓	23.35	NetworkDefault	0.00	Normal	✓	✓		Sum of lanes	1771	100	100
TC43	1	✓	52.01	NetworkDefault	0.00	Normal	✓			Sum of lanes	1800	100	100
47	1	✓	133.63	CTM	0.00	Normal	✓			Directly entered	1300	100	100
48	1	✓	55.12	NetworkDefault	0.00	Normal	✓			Sum of lanes	1965	100	100
49	1	✓	26.24	NetworkDefault	0.00	Normal	✓			Directly entered	1900	100	100
	2	✓	26.24	NetworkDefault	0.00	Normal	✓			Directly entered	1900	100	100
50	1	✓	48.15	NetworkDefault	0.00	Normal	✓			Sum of lanes	1900	100	100
51	1	✓	37.47	NetworkDefault	0.00	Normal	✓			Sum of lanes	1900	100	100
52	1		200.00	NetworkDefault	0.00	Normal	✓	✓		Sum of lanes	1800	100	100
53	1	✓	91.05	NetworkDefault	0.00	Normal	✓	✓		Sum of lanes	1800	100	100
54	1		25.00	NetworkDefault	0.00	Normal	✓	✓		Sum of lanes	1800	100	100
55	1		20.00	NetworkDefault	0.00	Normal	✓	✓		Sum of lanes	1800	100	100

Data entry - Link

Results - Pedestrian

Pedestrian Crossings: Pedestrian summary

Time Segment	Pedestrian crossing	Side	Calculated Flow Entering (Ped/hr)	Degree of saturation (%)	Actual green (s (per cycle))	Mean Delay Per Ped (s)	Mean max queue (Ped)
07:30-08:30	1	1	0	0	7	0.00	0.00
		2	0	0	7	0.00	0.00
	2	1	0	0	56	0.00	0.00
		2	0	0	56	0.00	0.00
	3	1	0	0	8	0.00	0.00
		2	0	0	8	0.00	0.00
	4	1	0	0	68	0.00	0.00
		2	0	0	68	0.00	0.00
	5	1	0	0	68	0.00	0.00
		2	0	0	68	0.00	0.00
	6	1	0	0	0	0.00	0.00
		2	0	0	0	0.00	0.00
	7	1	0	0	68	0.00	0.00
		2	0	0	68	0.00	0.00
	8	1	0	0	0	0.00	0.00
		2	0	0	0	0.00	0.00
	9	1	0	0	20	0.00	0.00
		2	0	0	20	0.00	0.00
	10	1	0	0	32	0.00	0.00
		2	0	0	32	0.00	0.00
	11	1	0	0	64	0.00	0.00
		2	0	0	64	0.00	0.00
	12	1	0	0	62	0.00	0.00
		2	0	0	62	0.00	0.00
	13	1	0	0	10	0.00	0.00
		2	0	0	10	0.00	0.00
	14	1	0	0	100	0.00	0.00
		2	0	0	100	0.00	0.00
	15	1	0	0	11	0.00	0.00
		2	0	0	11	0.00	0.00
	16	1	0	0	8	0.00	0.00
		2	0	0	8	0.00	0.00
	17	1	0	0	5	0.00	0.00
		2	0	0	5	0.00	0.00
	18	1	0	0	6	0.00	0.00
		2	0	0	6	0.00	0.00
	19	1	0	0	6	0.00	0.00
		2	0	0	6	0.00	0.00

Traffic Stream Results

Traffic Stream Results: Vehicle summary

Time Segment	Arm	Traffic Stream	Degree of saturation (%)	Practical reserve capacity (%)	Calculated flow entering (PCU/hr)	Calculated sat flow (PCU/hr)	Actual green (s (per cycle))	Mean Delay per Veh (s)	Mean max queue (PCU)	Utilised storage (%)	Weighted cost of delay (£ per hr)	Weighted cost of stops (£ per hr)	Performance Index (£ per hr)
	A	1	66	36	430	2050	36	19.34	6.19	47.76	32.81	9.25	42.05
		2	35	154	230	2050	36	13.72	3.06	22.86	12.45	4.08	16.53
		3	100	-10	360	2050	36	185.94	20.60	150.69	263.68	19.51	283.19

07:30-08:30	Ac	4	53	71	342	2050	36	17.74	5.81	41.55	23.90	8.68	32.58
		1	87	4	1078	2263	64	21.53	17.62	105.73	91.59	26.24	117.83
		2	3	2583	42	2263	64	1.52	1.69	10.53	0.25	0.53	0.78
	Acf	3	100	-10	130	2263	64	503.09	19.02	124.35	258.71	10.66	269.38
		1	50	79	1116	2263	120	0.86	2.58	21.34	3.76	0.99	4.76
	Af	2	103	-13	135	2263	120	468.68	18.36	149.94	249.11	5.04	254.15
		1	32	180	660	2050	120	0.42	0.08	0.80	1.08	0.00	1.08
		2	100	-10	360	2050	120	148.22	17.73	185.40	210.25	7.14	217.38
	B	3	17	440	342	2050	120	0.18	0.02	0.17	0.24	0.00	0.24
		1	56	59	386	2050	38	32.04	6.72	40.79	48.74	12.89	61.62
		2	100	-10	368	2150	38	219.21	25.36	150.02	318.53	25.52	344.04
		3	100	-10	538	2100	38	151.13	27.48	158.51	320.64	36.87	357.50
	Bc	4	79	14	537	2050	38	31.20	11.28	63.30	66.08	7.73	73.81
		1	27	239	272	2050	58	0.97	0.14	0.62	1.04	0.23	1.27
		2	100	-10	476	2050	58	202.75	31.30	136.91	380.94	25.70	406.64
	Bcf	3	71	27	356	2050	58	19.29	10.52	46.52	27.07	7.66	34.73
		1	66	37	1486	2263	120	1.52	0.63	5.75	8.90	0.05	8.94
		2	12	650	272	2263	120	0.11	0.01	0.07	0.12	0.00	0.12
		3	100	-10	476	2263	120	139.29	20.94	193.11	261.63	16.01	277.64
	Bf	4	16	473	356	2263	120	0.15	0.01	0.14	0.21	0.00	0.21
		1	98	-8	798	1800	120	80.88	30.39	76.69	254.73	17.22	271.95
	C	2	98	-8	1102	1800	120	73.64	48.01	120.85	319.98	27.12	347.10
		1	96	-6	537	2100	30	98.88	20.37	96.71	209.36	12.35	221.71
		2	96	-6	564	2200	30	136.33	27.38	128.65	303.51	17.70	321.21
	Cf	3	60	49	330	2050	30	23.75	5.95	27.53	30.91	4.47	35.38
		1	27	229	537	1965	120	0.34	0.05	0.20	0.73	0.00	0.73
	D	2	100	-10	894	1965	120	107.10	39.11	154.16	377.81	23.39	401.20
		1	52	72	375	2050	40	25.63	4.99	52.18	37.95	9.48	47.43
		2	100	-10	648	1850	40	101.33	21.52	224.95	258.81	27.19	286.00
	Dc	3	100	-10	758	2250	40	92.57	22.56	231.84	276.82	28.08	304.90
1		84	7	908	2100	60	19.65	9.04	102.57	70.40	17.89	88.29	
2		67	34	731	2100	60	13.49	7.54	88.93	38.86	14.48	53.34	
3		100	-10	725	2100	60	88.01	20.23	248.53	251.71	11.78	263.49	
Dcf	4	91	-1	865	2100	60	25.78	11.26	144.40	87.93	10.41	98.34	
	1	34	168	689	2050	120	0.44	0.09	0.74	1.21	0.01	1.21	
	2	83	9	1118	2100	120	14.99	10.95	95.52	66.10	20.97	87.07	
	3	43	107	731	2100	120	2.94	3.59	30.05	8.47	6.35	14.82	
	4	100	-10	725	2100	120	83.43	22.74	195.97	238.61	17.37	255.98	
Df	5	49	85	867	2100	120	4.31	9.88	84.96	14.74	10.82	25.56	
	1	144	-37	1452	1900	103	560.50	255.57	734.78	3210.18	45.41	3255.59	
Dxp	2	114	-21	862	2250	103	244.25	67.74	194.75	830.46	27.77	858.24	
	1	40	128	689	2050	101	1.07	1.41	17.42	2.90	1.16	4.06	
Ec	2	12	647	210	2050	101	0.28	0.10	1.22	0.23	0.09	0.32	
	1	53	70	683	2150	70	6.46	4.32	49.61	17.39	8.26	25.65	
	2	100	-10	1326	2263	70	54.87	24.67	292.89	286.97	29.68	316.65	
	3	80	13	1080	2263	70	8.21	6.19	76.11	34.97	10.42	45.39	
Ecf	4	41	118	556	2250	70	11.73	7.03	87.97	25.75	13.50	39.25	
	1	49	83	1031	2100	120	0.86	4.89	61.24	3.50	0.64	4.14	
	2	47	92	983	2100	120	0.75	0.21	2.55	2.92	0.00	2.92	
	3	85	6	1326	2263	120	11.56	9.10	111.45	60.46	17.73	78.19	
Ef	4	86	5	1669	2300	120	7.29	8.45	96.47	47.97	15.01	62.98	
	1	107	-16	907	1900	120	148.80	47.86	215.77	532.34	25.84	558.18	
Exp	2	27	236	509	1900	120	0.35	0.05	0.22	0.70	0.00	0.70	
	1	60	51	1031	2050	100	2.35	5.13	56.94	9.57	3.30	12.87	
F	2	17	417	301	2050	100	0.22	2.34	25.02	0.26	0.04	0.30	
	1	17	431	65	2100	20	10.15	2.34	15.78	2.61	1.60	4.21	
	2	10	805	38	2100	20	9.50	2.32	15.59	1.43	0.93	2.37	
		3	100	-10	57	2100	20	1058.94	17.21	113.43	239.02	5.74	244.75

Fc	1	100	-10	1546	2263	80	52.63	49.63	155.76	321.00	24.48	345.48
	2	76	18	1121	2263	80	9.22	9.79	31.02	40.78	8.55	49.33
	3	97	-7	1094	2263	80	56.61	35.42	112.98	244.22	37.34	281.56
Ff	1	5	1558	103	1900	120	0.05	0.00	0.00	0.02	0.54	0.56
	2	94	-5	54	1900	120	3266.43	50.37	105.17	695.56	4.09	699.65
G	1	78	16	377	2050	28	49.65	8.21	30.24	73.77	7.86	81.63
	2	33	171	166	2050	28	40.87	2.85	10.72	26.73	5.84	32.56
Gf	1	18	393	374	2050	120	0.20	2.34	34.62	0.30	0.05	0.35
	2	7	1265	135	2050	120	0.08	2.32	34.71	0.04	0.06	0.11
xA	1	65	38	1475	2263	120	1.50	9.89	24.75	8.70	0.66	9.36
	2	55	62	1232	2263	120	1.13	3.03	7.58	5.49	1.71	7.20
xB	1	0	Unrestricted	1484	Unrestricted	120	0.00	0.00	0.00	0.00	0.00	0.00
xC	1	38	137	511	1900	120	7.49	11.71	58.25	15.09	9.52	24.61
	2	19	372	279	1900	120	3.36	4.69	23.25	3.70	4.15	7.85
xD	1	0	Unrestricted	689	Unrestricted	120	0.00	0.00	0.00	0.00	0.00	0.00
	2	0	Unrestricted	210	Unrestricted	120	0.00	0.00	0.00	0.00	0.00	0.00
xE	1	0	Unrestricted	1031	Unrestricted	120	0.00	0.00	0.00	0.00	0.00	0.00
	2	0	Unrestricted	300	Unrestricted	120	0.00	0.00	0.00	0.00	0.00	0.00
xF	1	0	Unrestricted	735	Unrestricted	120	0.00	0.00	0.00	0.00	0.00	0.00
Cc1	1	22	310	247	2050	64	3.45	2.56	15.36	3.37	1.92	5.29
E1	1	61	47	313	2050	28	37.01	5.69	40.86	45.74	10.93	56.67
	2	98	-8	537	2200	28	123.95	22.32	160.41	262.80	32.98	295.78
Gf1	1	5	1703	33	669	120	1.89	0.26	3.07	0.25	0.36	0.61
Cc2	2	51	77	609	2150	66	13.23	7.56	47.49	31.77	12.76	44.54
	3	100	-10	826	2050	66	94.01	28.97	186.68	306.31	39.05	345.36
	4	100	-10	714	2150	66	110.13	26.61	171.96	310.24	43.78	354.02
	5	46	95	537	2050	66	17.33	12.00	77.83	36.70	13.14	49.84
E2	3	72	25	374	2150	28	29.27	6.04	65.21	43.17	11.50	54.68
	4	26	242	135	2050	28	19.34	2.37	25.04	10.30	3.34	13.64
TC5	2	56	60	1070	2263	99	1.46	2.29	57.19	6.15	0.74	6.89
	3	65	39	1232	2263	99	1.91	3.16	78.85	9.28	1.12	10.40
	4	0	Unrestricted	0	1800	11	0.00	0.00	0.00	0.00	0.00	0.00
TC9	1	46	95	556	1925	72	13.15	9.22	57.81	28.84	3.42	32.26
	2	100	-10	339	1966	72	232.10	24.67	154.00	310.00	10.87	320.87
	3	22	309	268	1947	72	4.25	1.48	9.18	4.49	0.33	4.82
TC35	1	25	255	405	1900	99	0.81	1.49	35.52	1.29	0.29	1.58
TC36	1	13	604	230	1800	120	0.15	0.01	0.21	0.13	0.00	0.13
TC37	1	3	3487	41	1850	105	0.90	0.16	2.07	0.15	0.17	0.31
TC38	1	15	495	41	271	120	3.56	2.43	65.51	0.57	0.79	1.37
TC39	2	47	90	1071	2263	120	0.71	0.21	3.46	3.01	0.00	3.01
	3	54	65	1233	2263	120	0.95	0.33	5.62	4.62	0.00	4.62
TC40	2	0	Unrestricted	1112	Unrestricted	120	0.00	0.00	0.00	0.00	0.00	0.00
	3	0	Unrestricted	1233	Unrestricted	120	0.00	0.00	0.00	0.00	0.00	0.00
TC41	1	76	18	94	1850	7	96.62	4.06	42.76	35.83	4.15	39.98
	2	77	17	95	1850	7	98.25	4.15	43.30	36.82	4.23	41.05
TC42	1	0	-100	0	0	0	0.00	0.00	0.00	0.00	0.00	0.00
TC43	1	0	Unrestricted	0	1800	120	0.00	0.00	0.00	0.00	0.00	0.00
47	1	61	48	790	1300	120	2.13	0.47	2.01	6.65	0.01	6.66
48	1	112	-20	1605	1965	120	210.71	114.30	1192.26	1333.97	50.71	1384.68
49	1	30	202	566	1900	120	0.40	0.06	1.38	0.90	0.00	0.90
	2	123	-27	747	1900	120	369.30	92.33	2023.01	1088.13	21.77	1109.90
50	1	104	-13	1968	1900	120	81.31	44.45	530.88	631.22	15.18	646.39
51	1	600	-85	943	1900	120	1504.37	398.23	6111.42	5595.69	25.56	5621.25
52	1	108	-17	14	1800	7	498.28	2.17	6.24	27.52	0.46	27.98
53	1	8	980	10	1800	7	54.09	0.31	1.99	2.13	0.12	2.25
54	1	94	-4	1484	1800	104	22.50	37.27	857.11	131.70	20.04	151.73
55	1	47	93	735	1800	104	2.12	8.85	254.32	6.13	2.90	9.03

Traffic Stream Results: Flows and signals

Time Segment	Arm	Traffic Stream	Calculated flow entering (PCU/hr)	Calculated flow out (PCU/hr)	Flow discrepancy (PCU/hr)	Adjusted flow warning	Calculated sat flow (PCU/hr)	Calculated capacity (PCU/hr)	Degree of saturation (%)	DOS Threshold exceeded	Practical reserve capacity (%)	Mean modulus of error	Actual green (s (per cycle))
A	A	1	430	430	0		2050	649	66		36	0.80	36
		2	230	230	-1		2050	649	35		154	0.75	36
		3	360	359	77	✓	2050	359	100	✓	-10	0.97	36
		4	342	341	62	✓	2050	649	53		71	1.09	36
Ac	Ac	1	1078	1056	77	✓	2263	1245	87		4	0.82	64
		2	42	42	188	✓	2263	1243	3		2583	1.75	64
		3	130	131	271	✓	2263	131	100	✓	-10	0.59	64
Acf	Acf	1	1116	1120	269	✓	2263	2225	50		79	0.79	120
		2	135	130	266	✓	2263	130	103	✓	-13	0.91	120
Af	Af	1	660	660	-1		2050	2050	32		180	0.77	120
		2	360	360	77	✓	2050	360	100	✓	-10	1.14	120
		3	342	342	62	✓	2050	2050	17		440	1.09	120
B	B	1	386	386	36	✓	2050	683	56		59	0.89	38
		2	368	368	36	✓	2150	368	100	✓	-10	0.89	38
		3	538	537	33	✓	2100	537	100	✓	-10	0.65	38
		4	537	537	33	✓	2050	683	79		14	0.65	38
Bc	Bc	1	272	273	188	✓	2050	1025	27		239	1.36	58
		2	476	478	282	✓	2050	478	100	✓	-10	0.89	58
		3	356	354	128	✓	2050	500	71		27	1.49	58
Bcf	Bcf	1	1486	1484	99	✓	2263	2263	66		37	0.55	120
		2	272	272	188	✓	2263	2263	12		650	1.36	120
		3	476	476	282	✓	2263	476	100	✓	-10	0.96	120
		4	356	356	128	✓	2263	2263	16		473	1.49	120
Bf	Bf	1	798	754	28	✓	1800	816	98	✓	-8	0.00	120
		2	1102	1075	39	✓	1800	1123	98	✓	-8	0.00	120
C	C	1	537	550	65	✓	2100	560	96	✓	-6	0.50	30
		2	564	564	69	✓	2200	587	96	✓	-6	1.01	30
		3	330	330	40	✓	2050	547	60		49	1.01	30
Cf	Cf	1	537	537	65	✓	1965	1965	27		229	0.50	120
		2	894	894	109	✓	1965	894	100	✓	-10	0.50	120
D	D	1	375	375	164	✓	2050	718	52		72	0.85	40
		2	648	648	280	✓	1850	648	100	✓	-10	0.82	40
		3	758	758	104	✓	2250	758	100	✓	-10	1.02	40
Dc	Dc	1	908	908	134	✓	2100	1085	84		7	0.70	60
		2	731	731	100	✓	2100	1085	67		34	0.76	60
		3	725	725	72	✓	2100	725	100	✓	-10	0.92	60
		4	865	865	75	✓	2100	950	91	✓	-1	0.91	60
Dcf	Dcf	1	689	689	257	✓	2050	2050	34		168	0.87	120
		2	1118	1118	205	✓	2100	1349	83		9	0.60	120
		3	731	731	100	✓	2100	1680	43		107	0.76	120
		4	725	725	72	✓	2100	725	100	✓	-10	0.49	120
		5	867	865	73	✓	2100	1784	49		85	1.12	120
Df	Df	1	1452	1010	0		1900	1010	144	✓	-37	0.00	103
		2	862	758	0		2250	758	114	✓	-21	0.00	103
Dxp	Dxp	1	689	689	257	✓	2050	1743	40		128	0.80	101
		2	210	210	70	✓	2050	1743	12		647	1.31	101
Ec	Ec	1	683	683	166	✓	2150	1290	53		70	0.93	70
		2	1326	1326	331	✓	2263	1326	100	✓	-10	0.63	70
		3	1080	1080	119	✓	2263	1358	80		13	0.75	70
		4	556	556	76	✓	2250	1350	41		118	1.02	70
Ecf	Ecf	1	1031	1031	188	✓	2100	2094	49		83	0.74	120
		2	983	983	210	✓	2100	2100	47		92	0.84	120
		3	1326	1326	331	✓	2263	1555	85		6	0.49	120
		4	1669	1669	200	✓	2300	1942	86		5	0.41	120

07:30-08:30	Ef	1	907	851	0		1900	851	107	✓	-16	0.00	120
		2	509	509	0		1900	1900	27		236	0.00	120
	Exp	1	1031	1031	188	✓	2050	1725	60		51	0.74	100
		2	301	300	44	✓	2050	1725	17		417	1.07	100
	F	1	65	65	325	✓	2100	385	17		431	1.39	20
		2	38	38	191	✓	2100	385	10		805	1.39	20
		3	57	57	266	✓	2100	57	100	✓	-10	1.10	20
	Fc	1	1546	1546	346	✓	2263	1546	100	✓	-10	0.51	80
		2	1121	1121	122	✓	2263	1474	76		18	0.87	80
		3	1094	1129	111	✓	2263	1129	97	✓	-7	0.98	80
	Ff	1	103	104	516	✓	1900	1900	5		1558	1.34	120
		2	54	57	269	✓	1900	57	94	✓	-5	1.34	120
	G	1	377	377	0		2050	485	78		16	1.49	28
		2	166	166	4	✓	2050	500	33		171	1.40	28
	Gf	1	374	374	0		2050	2050	18		393	1.50	120
		2	135	135	0		2050	2048	7		1265	1.50	120
	xA	1	1475	1475	574	✓	2263	2262	65		38	0.56	120
		2	1232	1232	215	✓	2263	2222	55		62	0.81	120
	xB	1	1484	1484	101	✓	Unrestricted	Unrestricted	0		Unrestricted	0.30	120
	xC	1	511	511	95	✓	1900	1345	38		137	1.21	120
		2	279	279	99	✓	1900	1463	19		372	1.31	120
	xD	1	689	689	257	✓	Unrestricted	Unrestricted	0		Unrestricted	0.70	120
		2	210	210	70	✓	Unrestricted	Unrestricted	0		Unrestricted	1.21	120
	xE	1	1031	1031	188	✓	Unrestricted	Unrestricted	0		Unrestricted	0.61	120
		2	300	300	44	✓	Unrestricted	Unrestricted	0		Unrestricted	0.83	120
	xF	1	735	735	169	✓	Unrestricted	Unrestricted	0		Unrestricted	0.84	120
	Cc1	1	247	247	190	✓	2050	1128	22		310	1.04	64
	E1	1	313	313	21	✓	2050	513	61		47	0.94	28
		2	537	537	36	✓	2200	550	98	✓	-8	0.94	28
	Gf1	1	33	33	5	✓	669	669	5		1703	1.04	120
		2	609	609	249	✓	2150	1198	51		77	0.84	66
	Cc2	3	826	826	91	✓	2050	826	100	✓	-10	0.85	66
		4	714	714	172	✓	2150	714	100	✓	-10	0.70	66
		5	537	537	33	✓	2050	1161	46		95	1.47	66
	E2	3	374	374	0		2150	521	72		25	0.00	28
		4	135	135	0		2050	513	26		242	0.00	28
	TC5	2	1070	1071	391	✓	2263	1905	56		60	0.61	99
		3	1232	1233	215	✓	2263	1905	65		39	0.80	99
		4	0	0	0		1800	180	0		Unrestricted	0.00	11
	TC9	1	556	556	-1		1925	1203	46		95	0.00	72
		2	339	339	77	✓	1966	339	100	✓	-10	1.05	72
		3	268	268	62	✓	1947	1217	22		309	1.05	72
	TC35	1	405	406	183	✓	1900	1599	25		255	0.83	99
	TC36	1	230	230	0		1800	1800	13		604	0.00	120
	TC37	1	41	41	0		1850	1634	3		3487	0.00	105
	TC38	1	41	41	0		271	271	15		495	0.23	120
	TC39	2	1071	1071	390	✓	2263	2263	47		90	0.66	120
		3	1233	1233	214	✓	2263	2263	54		65	0.82	120
	TC40	2	1112	1112	390	✓	Unrestricted	Unrestricted	0		Unrestricted	0.57	120
3		1233	1233	214	✓	Unrestricted	Unrestricted	0		Unrestricted	0.69	120	
TC41	1	94	94	1		1850	123	76		18	0.00	7	
	2	95	95	-1		1850	123	77		17	0.00	7	
TC42	1	0	0	0		0	0	0		-100	0.00	0	
TC43	1	0	0	0		1800	1800	0		Unrestricted	0.00	120	
47	1	790	789	194	✓	1300	1300	61		48	0.70	120	
48	1	1605	1431	0		1965	1431	112	✓	-20	0.00	120	
49	1	566	566	-1		1900	1900	30		202	0.00	120	
	2	747	607	-1	✓	1900	607	123	✓	-27	0.00	120	

50	1	1968	1900	-1		1900	1900	104	✓	-13	0.00	120
51	1	943	157	-1		1900	157	600	✓	-85	0.00	120
52	1	14	13	0		1800	13	108	✓	-17	0.00	7
53	1	10	10	0		1800	120	8		980	0.00	7
54	1	1484	1484	101	✓	1800	1575	94	✓	-4	0.49	104
55	1	735	735	169	✓	1800	1575	47		93	0.94	104

Traffic Stream Results: Stops and delays

Time Segment	Arm	Traffic Stream	Mean Cruise Time per Veh (s)	Mean Delay per Veh (s)	Total delay (PCU-hr/hr)	Weighted cost of delay (£ per hr)	Mean stops per Veh (%)	Total stops (Stops per hr)	Weighted cost of stops (£ per hr)
A	A	1	5.59	19.34	2.31	32.81	66.98	288.02	9.25
		2	5.77	13.72	0.88	12.45	55.26	127.11	4.08
		3	5.90	185.94	18.57	263.68	169.08	607.85	19.51
		4	6.03	17.74	1.68	23.90	79.19	270.38	8.68
	Ac	1	7.19	21.53	6.45	91.59	77.41	817.45	26.24
		2	9.50	1.52	0.02	0.25	74.67	31.13	0.53
		3	6.60	503.09	18.22	258.71	253.68	332.17	10.66
	Acf	1	5.22	0.86	0.27	3.76	2.78	30.98	0.99
		2	7.24	468.68	17.54	249.11	226.84	295.54	5.04
	Af	1	6.62	0.42	0.08	1.08	0.00	0.00	0.00
		2	6.60	148.22	14.81	210.25	158.39	569.42	7.14
		3	6.62	0.18	0.02	0.24	0.00	0.00	0.00
B	1	7.10	32.04	3.43	48.74	104.02	401.45	12.89	
	2	7.29	219.21	22.43	318.53	215.80	794.94	25.52	
	3	7.48	151.13	22.58	320.64	213.76	1148.57	36.87	
	4	12.29	31.20	4.65	66.08	114.81	616.46	7.73	
Bc	1	11.96	0.97	0.07	1.04	3.79	10.34	0.23	
	2	11.83	202.75	26.83	380.94	241.48	1152.90	25.70	
	3	11.71	19.29	1.91	27.07	97.05	343.76	7.66	
Bcf	1	4.17	1.52	0.63	8.90	0.08	1.18	0.05	
	2	6.27	0.11	0.01	0.12	0.01	0.04	0.00	
	3	5.95	139.29	18.42	261.63	144.57	688.62	16.01	
	4	6.48	0.15	0.01	0.21	0.00	0.00	0.00	
Bf	1	27.34	80.88	17.94	254.73	182.09	1373.14	17.22	
	2	27.41	73.64	22.53	319.98	201.23	2162.78	27.12	
C	1	14.54	98.88	14.74	209.36	179.27	985.20	12.35	
	2	14.68	136.33	21.37	303.51	250.08	1411.48	17.70	
	3	14.92	23.75	2.18	30.91	108.10	356.63	4.47	
Cf	1	17.35	0.34	0.05	0.73	0.00	0.00	0.00	
	2	17.50	107.10	26.61	377.81	208.61	1865.68	23.39	
D	1	4.13	25.63	2.67	37.95	78.69	295.36	9.48	
	2	4.13	101.33	18.23	258.81	130.80	846.94	27.19	
	3	4.20	92.57	19.49	276.82	115.40	874.83	28.08	
Dc	1	3.80	19.65	4.96	70.40	61.38	557.41	17.89	
	2	3.65	13.49	2.74	38.86	61.73	451.06	14.48	
	3	5.62	88.01	17.73	251.71	129.58	939.55	11.78	
	4	5.38	25.78	6.19	87.93	96.03	830.23	10.41	
Dcf	1	4.95	0.44	0.09	1.21	0.03	0.19	0.01	
	2	4.94	14.99	4.65	66.10	58.43	653.33	20.97	
	3	5.42	2.94	0.60	8.47	28.62	209.09	6.35	
	4	7.17	83.43	16.80	238.61	133.26	966.18	17.37	
	5	5.02	4.31	1.04	14.74	38.98	337.02	10.82	
Df	1	24.00	560.50	226.07	3210.18	358.60	3621.38	45.41	
	2	24.00	244.25	58.48	830.46	292.18	2215.03	27.77	
Dxp	1	3.50	1.07	0.20	2.90	5.25	36.14	1.16	
	2	3.65	0.28	0.02	0.23	1.38	2.90	0.09	
		1	3.76	6.46	1.22	17.39	37.67	257.27	8.26

07:30-08:30	Ec	2	3.63	54.87	20.21	286.97	69.73	924.52	29.68	
		3	3.51	8.21	2.46	34.97	30.08	324.74	10.42	
		4	3.44	11.73	1.81	25.75	75.60	420.57	13.50	
	Ecf	1	3.45	0.86	0.25	3.50	1.93	19.94	0.64	
		2	3.48	0.75	0.21	2.92	0.00	0.00	0.00	
		3	3.52	11.56	4.26	60.46	41.65	552.30	17.73	
	Eef	1	3.84	7.29	3.38	47.97	28.50	475.68	15.01	
		2	15.31	148.80	37.49	532.34	242.24	2060.99	25.84	
	Exp	1	15.31	0.35	0.05	0.70	0.00	0.00	0.00	
		2	3.89	2.35	0.67	9.57	9.98	102.89	3.30	
	F	1	4.03	0.22	0.02	0.26	0.43	1.30	0.04	
		2	6.38	10.15	0.18	2.61	76.31	49.96	1.60	
		3	6.43	9.50	0.10	1.43	75.59	29.06	0.93	
	Fc	1	6.54	1058.94	16.83	239.02	311.31	178.67	5.74	
		2	19.10	52.63	22.61	321.00	94.97	1468.62	24.48	
		3	18.73	9.22	2.87	40.78	44.95	504.08	8.55	
	Ff	1	19.40	56.61	17.20	244.22	210.93	2380.11	37.34	
		2	33.09	0.05	0.00	0.02	41.66	43.13	0.54	
	G	1	33.05	3266.43	48.98	695.56	569.96	326.15	4.09	
		2	16.06	49.65	5.19	73.77	122.30	460.62	7.86	
	Gf	1	11.45	40.87	1.88	26.73	109.66	181.79	5.84	
		2	2.92	0.20	0.02	0.30	0.43	1.61	0.05	
	xA	1	2.88	0.08	0.00	0.04	1.44	1.95	0.06	
		2	17.22	1.50	0.61	8.70	1.39	20.55	0.66	
	xB	1	17.25	1.13	0.39	5.49	4.31	53.16	1.71	
		2	7.02	0.00	0.00	0.00	0.00	0.00	0.00	
	xC	1	8.67	7.49	1.06	15.09	58.05	296.53	9.52	
		2	8.70	3.36	0.26	3.70	46.36	129.33	4.15	
	xD	1	9.13	0.00	0.00	0.00	0.00	0.00	0.00	
		2	9.21	0.00	0.00	0.00	0.00	0.00	0.00	
	xE	1	13.04	0.00	0.00	0.00	0.00	0.00	0.00	
		2	13.04	0.00	0.00	0.00	0.00	0.00	0.00	
	xF	1	12.33	0.00	0.00	0.00	0.00	0.00	0.00	
	Cc1	1	6.82	3.45	0.24	3.37	20.96	51.84	1.92	
	E1	1	6.00	37.01	3.22	45.74	108.67	340.46	10.93	
		2	6.00	123.95	18.51	262.80	191.18	1027.58	32.98	
	Cc2	Gf1	1	3.69	1.89	0.02	0.25	33.57	11.22	0.36
		2	7.29	13.23	2.24	31.77	68.89	419.36	12.76	
		3	7.30	94.01	21.57	306.31	164.75	1360.65	39.05	
		4	7.00	110.13	21.85	310.24	196.71	1404.74	43.78	
		5	7.98	17.33	2.58	36.70	109.81	589.58	13.14	
	E2	3	4.00	29.27	3.04	43.17	95.81	358.32	11.50	
		4	4.07	19.34	0.73	10.30	77.08	104.06	3.34	
	TC5	2	2.76	1.46	0.43	6.15	5.49	58.81	0.74	
		3	2.76	1.91	0.65	9.28	7.26	89.50	1.12	
		4	0.00	0.00	0.00	0.00	0.00	0.00	0.00	
TC9	1	11.00	13.15	2.03	28.84	49.10	272.98	3.42		
	2	11.05	232.10	21.83	310.00	256.12	867.25	10.87		
	3	11.12	4.25	0.32	4.49	9.87	26.40	0.33		
TC35	1	2.90	0.81	0.09	1.29	5.78	23.47	0.29		
TC36	1	3.03	0.15	0.01	0.13	0.00	0.00	0.00		
TC37	1	3.19	0.90	0.01	0.15	11.69	4.79	0.17		
TC38	1	1.53	3.56	0.04	0.57	55.66	22.82	0.79		
TC39	2	2.54	0.71	0.21	3.01	0.00	0.00	0.00		
	3	2.40	0.95	0.33	4.62	0.00	0.00	0.00		
TC40	2	4.23	0.00	0.00	0.00	0.00	0.00	0.00		
	3	4.02	0.00	0.00	0.00	0.00	0.00	0.00		

	TC41	1	3.93	96.62	2.52	35.83	126.80	119.19	4.15
		2	3.97	98.25	2.59	36.82	127.91	121.51	4.23
	TC42	1	0.00	0.00	0.00	0.00	0.00	0.00	0.00
	TC43	1	0.00	0.00	0.00	0.00	0.00	0.00	0.00
	47	1	16.04	2.13	0.47	6.65	0.11	0.84	0.01
	48	1	6.61	210.71	93.94	1333.97	282.62	4044.53	50.71
	49	1	3.15	0.40	0.06	0.90	0.00	0.00	0.00
		2	3.15	369.30	76.63	1088.13	286.24	1736.28	21.77
	50	1	5.78	81.31	44.45	631.22	63.70	1210.27	15.18
	51	1	4.50	1504.37	394.06	5595.69	1297.51	2038.70	25.56
	52	1	24.00	498.28	1.94	27.52	282.64	36.63	0.46
	53	1	10.93	54.09	0.15	2.13	93.48	9.35	0.12
	54	1	3.00	22.50	9.27	131.70	107.72	1597.91	20.04
	55	1	2.40	2.12	0.43	6.13	31.49	231.27	2.90

Traffic Stream Results: Queues and blocking

Time Segment	Arm	Traffic Stream	Initial queue (PCU)	Mean max queue (PCU)	Max queue storage (PCU)	Utilised storage (%)	Excess queue penalty (£ per hr)	Wasted time total (s (per cycle))	Estimated blocking
	A	1	0.00	6.19	12.96	47.76	0.00	0.00	
		2	0.00	3.06	13.37	22.86	0.00	3.00	
		3	0.00	20.60	13.67	150.69	0.00	16.96	
		4	0.00	5.81	13.97	41.55	0.00	12.00	
	Ac	1	0.00	17.62	16.66	105.73	0.00	0.00	
		2	0.00	1.69	16.06	10.53	0.00	55.09	
		3	0.00	19.02	15.30	124.35	0.00	59.06	
	Acf	1	0.00	2.58	12.10	21.34	0.00	31.03	
		2	0.00	18.36	12.25	149.94	0.00	113.09	
	Af	1	0.00	0.08	9.59	0.80	0.00	36.00	
		2	0.00	17.73	9.56	185.40	0.00	98.96	
		3	0.00	0.02	9.60	0.17	0.00	59.00	
	B	1	0.00	6.72	16.46	40.79	0.00	12.00	
		2	0.00	25.36	16.90	150.02	0.00	19.44	
		3	0.00	27.48	17.34	158.51	0.00	9.30	
		4	0.00	11.28	17.81	63.30	0.00	8.05	
	Bc	1	0.00	0.14	23.10	0.62	0.00	17.00	
		2	0.00	31.30	22.87	136.91	0.00	32.03	
		3	0.00	10.52	22.63	46.52	0.00	36.72	
	Bcf	1	0.00	0.63	10.90	5.75	0.00	120.00	
		2	0.00	0.01	10.98	0.07	0.00	74.00	
		3	0.00	20.94	10.84	193.11	0.00	94.74	
		4	0.00	0.01	10.83	0.14	0.00	89.00	
	Bf	1	0.00	30.39	39.62	76.69	0.00	65.60	
		2	0.00	48.01	39.73	120.85	0.00	45.14	
	C	1	0.00	20.37	21.07	96.71	0.00	0.00	
		2	0.00	27.38	21.28	128.65	0.00	0.00	
		3	0.00	5.95	21.63	27.53	0.00	10.00	
	Cf	1	0.00	0.05	25.15	0.20	0.00	22.00	
		2	0.00	39.11	25.37	154.16	0.00	65.38	
	D	1	0.00	4.99	9.57	52.18	0.00	1.00	
		2	0.00	21.52	9.57	224.95	0.00	0.00	
3		0.00	22.56	9.73	231.84	0.00	1.57		
Dc	1	0.00	9.04	8.81	102.57	0.00	0.02		
	2	0.00	7.54	8.47	88.93	0.00	0.00		
	3	0.00	20.23	8.14	248.53	0.00	20.57		
	4	0.00	11.26	7.80	144.40	0.00	11.72		
Dcf	1	0.00	0.09	11.47	0.74	0.00	20.00		
	2	0.00	10.95	11.46	95.52	0.00	52.92		
	3	0.00	3.59	11.93	30.05	0.00	39.98		

07:30-08:30		4	0.00	22.74	11.60	195.97	0.00	78.57		
		5	0.00	9.88	11.64	84.96	0.00	66.07		
	Df	1	0.00	255.57	34.78	734.78	0.00	40.22		
		2	0.00	67.74	34.78	194.75	0.00	63.57		
	Dxp	1	0.00	1.41	8.11	17.42	0.00	7.00		
		2	0.00	0.10	8.46	1.22	0.00	63.00		
	Ec	1	0.00	4.32	8.71	49.61	0.00	33.00		
		2	0.00	24.67	8.42	292.89	0.00	1.69		
		3	0.00	6.19	8.13	76.11	0.00	1.00		
		4	0.00	7.03	7.99	87.97	0.00	28.00		
	Ecf	1	0.00	4.89	7.99	61.24	0.00	21.35		
		2	0.00	0.21	8.06	2.55	0.00	19.00		
		3	0.00	9.10	8.16	111.45	0.00	45.57		
		4	0.00	8.45	8.76	96.47	0.00	30.66		
	Ef	1	0.00	47.86	22.18	215.77	0.00	66.27		
		2	0.00	0.05	22.18	0.22	0.00	0.00		
	Exp	1	0.00	5.13	9.01	56.94	0.00	16.00		
		2	0.00	2.34	9.34	25.02	0.00	39.00		
	F	1	0.00	2.34	14.80	15.78	0.00	11.00		
		2	0.00	2.32	14.91	15.59	0.00	13.00		
		3	0.00	17.21	15.17	113.43	0.00	18.72		
	Fc	1	0.00	49.63	31.86	155.76	0.00	0.00		
		2	0.00	9.79	31.56	31.02	0.00	10.83		
		3	0.00	35.42	31.35	112.98	0.00	22.12		
	Ff	1	0.00	0.00	47.95	0.00	0.00	88.00		
		2	0.00	50.37	47.89	105.17	0.00	116.39		
	G	1	0.00	8.21	27.16	30.24	0.00	7.61		
		2	0.00	2.85	26.54	10.72	0.00	18.73		
	Gf	1	0.00	2.34	6.76	34.62	0.00	90.02		
		2	0.00	2.32	6.69	34.71	0.00	90.11		
	xA	1	0.00	9.89	39.94	24.75	0.00	27.06		
		2	0.00	3.03	39.99	7.58	0.00	42.16		
	xB	1	0.00	0.00	10.17	0.00	0.00	8.00		
	xC	1	0.00	11.71	20.10	58.25	0.00	59.04		
		2	0.00	4.69	20.17	23.25	0.00	70.63		
	xD	1	0.00	0.00	21.17	0.00	0.00	14.00		
		2	0.00	0.00	21.35	0.00	0.00	72.00		
	xE	1	0.00	0.00	30.24	0.00	0.00	9.00		
		2	0.00	0.00	30.23	0.00	0.00	44.00		
	xF	1	0.00	0.00	17.87	0.00	0.00	17.00		
	Cc1	1	0.00	2.56	16.67	15.36	0.00	22.00		
	E1	1	0.00	5.69	13.91	40.86	0.00	10.00		
		2	0.00	22.32	13.91	160.41	0.00	0.00		
	Cc2	Gf1	1	0.00	0.26	8.57	3.07	0.00	86.00	
			2	0.00	7.56	15.93	47.49	0.00	1.16	
		3	0.00	28.97	15.52	186.68	0.00	19.65		
4		0.00	26.61	15.47	171.96	0.00	28.14			
5		0.00	12.00	15.42	77.83	0.00	36.03			
E2	3	0.00	6.04	9.27	65.21	0.00	0.94			
	4	0.00	2.37	9.45	25.04	0.00	0.00			
TC5	2	0.00	2.29	4.01	57.19	0.00	15.00			
	3	0.00	3.16	4.00	78.85	0.00	24.00			
	4	0.00	0.00	4.25	0.00	0.00	12.00			
TC9	1	0.00	9.22	15.95	57.81	0.00	0.00			
	2	0.00	24.67	16.02	154.00	0.00	54.33			
	3	0.00	1.48	16.12	9.18	0.00	22.00			
TC35	1	0.00	1.49	4.20	35.52	0.00	15.00			
TC36	1	0.00	0.01	4.39	0.21	0.00	0.00			

TC37	1	0.00	0.16	7.71	2.07	0.00	105.00	
TC38	1	0.00	2.43	3.71	65.51	0.00	56.00	
TC39	2	0.00	0.21	6.13	3.46	0.00	34.00	
	3	0.00	0.33	5.79	5.62	0.00	43.00	
TC40	2	0.00	0.00	10.22	0.00	0.00	17.00	
	3	0.00	0.00	9.71	0.00	0.00	27.00	
TC41	1	0.00	4.06	9.50	42.76	0.00	0.00	
	2	0.00	4.15	9.58	43.30	0.00	0.00	
TC42	1	0.00	0.00	4.06	0.00	0.00	0.00	
47	1	0.00	0.47	23.24	2.01	0.00	23.00	
48	1	0.00	114.30	9.59	1192.26	0.00	32.60	
49	1	0.00	0.06	4.56	1.38	0.00	0.00	
	2	0.00	92.33	4.56	2023.01	0.00	81.69	
50	1	0.00	44.45	8.37	530.88	0.00	0.00	
51	1	0.00	398.23	6.52	6111.42	0.00	110.08	
52	1	0.00	2.17	34.78	6.24	0.00	7.15	
53	1	0.00	0.31	15.84	1.99	0.00	7.00	
54	1	0.00	37.27	4.35	857.11	0.00	3.00	
55	1	0.00	8.85	3.48	254.32	0.00	32.00	

Traffic Stream Results: Advanced

Time Segment	Arm	Traffic Stream	Degree of saturation penalty (£ per hr)	Ped gap accepting penalty (£ per hr)	Warmed up	Mean Max Queue EoTS (PCU)	Max End of Green Queue EoTS (PCU)	Max End of Red Queue EoTS (PCU)	PCU Factor	Cost of traffic penalties (£ per hr)	Performance Index (£ per hr)
	A	1	0.00	0.00	✓	6.19	0.65	5.95	1.00	0.00	42.05
		2	0.00	0.00	✓	3.06	0.10	3.00	1.00	0.00	16.53
		3	0.00	0.00		24.52	19.72	24.52	1.00	0.00	283.19
		4	0.00	0.00		5.81	0.29	5.57	1.00	0.00	32.58
	Ac	1	0.00	0.00		17.67	2.75	12.93	1.00	0.00	117.83
		2	0.00	0.00		1.69	0.00	0.71	1.00	0.00	0.78
		3	0.00	0.00		21.24	20.12	21.22	1.00	0.00	269.38
	Acf	1	0.00	0.00		2.58			1.00	0.00	4.76
		2	0.00	0.00		22.03			1.00	0.00	254.15
	Af	1	0.00	0.00	✓	0.08			1.00	0.00	1.08
		2	0.00	0.00		21.67			1.00	0.00	217.38
		3	0.00	0.00		0.02			1.00	0.00	0.24
	B	1	0.00	0.00		6.72	0.36	6.71	1.00	0.00	61.62
		2	0.00	0.00		29.33	22.45	29.32	1.00	0.00	344.04
		3	0.00	0.00		32.42	23.29	32.41	1.00	0.00	357.50
		4	0.00	0.00		11.30	1.43	10.62	1.00	0.00	73.81
	Bc	1	0.00	0.00		0.14	0.05	0.14	1.00	0.00	1.27
		2	0.00	0.00		35.44	26.69	35.29	1.00	0.00	406.64
		3	0.00	0.00		10.53	0.87	1.11	1.00	0.00	34.73
	Bcf	1	0.00	0.00		0.63			1.00	0.00	8.94
		2	0.00	0.00		0.01			1.00	0.00	0.12
		3	0.00	0.00		25.41			1.00	0.00	277.64
		4	0.00	0.00		0.01			1.00	0.00	0.21
	Bf	1	0.00	0.00		33.01			1.00	0.00	271.95
2		0.00	0.00		51.03			1.00	0.00	347.10	
C	1	0.00	0.00		21.68	8.61	20.58	1.00	0.00	221.71	
	2	0.00	0.00	✓	28.84	13.51	28.84	1.00	0.00	321.21	
	3	0.00	0.00	✓	5.96	0.46	5.95	1.00	0.00	35.38	
Cf	1	0.00	0.00	✓	0.05			1.00	0.00	0.73	
	2	0.00	0.00	✓	45.29			1.00	0.00	401.20	
D	1	0.00	0.00	✓	4.99	0.29	4.96	1.00	0.00	47.43	
	2	0.00	0.00	✓	26.78	18.30	26.78	1.00	0.00	286.00	
	3	0.00	0.00	✓	28.26	19.59	28.26	1.00	0.00	304.90	

07:30-08:30	Dc	1	0.00	0.00		9.07	2.12	9.07	1.00	0.00	88.29
		2	0.00	0.00		7.54	0.69	7.40	1.00	0.00	53.34
		3	0.00	0.00		25.80	18.57	25.80	1.00	0.00	263.49
		4	0.00	0.00		11.48	4.34	9.84	1.00	0.00	98.34
	Dcf	1	0.00	0.00		0.09			1.00	0.00	1.21
		2	0.00	0.00		10.97			1.00	0.00	87.07
		3	0.00	0.00		3.59			1.00	0.00	14.82
		4	0.00	0.00		28.31			1.00	0.00	255.98
		5	0.00	0.00		9.88			1.00	0.00	25.56
	Df	1	0.00	0.00	✓	476.64	443.26	447.75	1.00	0.00	3255.59
		2	0.00	0.00	✓	119.82	108.30	111.67	1.00	0.00	858.24
	Dxp	1	0.00	0.00		1.41	0.13	1.25	1.00	0.00	4.06
		2	0.00	0.00		0.10	0.01	0.10	1.00	0.00	0.32
	Ec	1	0.00	0.00		4.32	0.30	4.19	1.00	0.00	25.65
		2	0.00	0.00		32.21	25.74	32.20	1.00	0.00	316.65
		3	0.00	0.00		6.20	1.53	6.11	1.00	0.00	45.39
		4	0.00	0.00	✓	7.03	0.14	6.92	1.00	0.00	39.25
	Ecf	1	0.00	0.00		4.89			1.00	0.00	4.14
		2	0.00	0.00		0.21			1.00	0.00	2.92
		3	0.00	0.00		9.13			1.00	0.00	78.19
		4	0.00	0.00		8.48			1.00	0.00	62.98
	Ef	1	0.00	0.00	✓	76.58			1.00	0.00	558.18
		2	0.00	0.00	✓	0.05			1.00	0.00	0.70
	Exp	1	0.00	0.00		5.13	0.44	2.23	1.00	0.00	12.87
		2	0.00	0.00		2.34	0.02	0.02	1.00	0.00	0.30
	F	1	0.00	0.00		2.34	0.02	1.16	1.00	0.00	4.21
		2	0.00	0.00		2.32	0.01	0.68	1.00	0.00	2.37
		3	0.00	0.00		18.72	17.88	18.72	1.00	0.00	244.75
	Fc	1	0.00	0.00		57.77	27.32	36.85	1.00	0.00	345.48
		2	0.00	0.00		9.80	1.91	6.62	1.00	0.00	49.33
		3	0.00	0.00		37.14	13.94	25.93	1.00	0.00	281.56
	Ff	1	0.00	0.00		0.00			1.00	0.00	0.56
		2	0.00	0.00		51.23			1.00	0.00	699.65
	G	1	0.00	0.00	✓	8.24	1.32	7.60	1.00	0.00	81.63
		2	0.00	0.00	✓	2.85	0.08	2.85	1.00	0.00	32.56
	Gf	1	0.00	0.00	✓	2.34			1.00	0.00	0.35
		2	0.00	0.00	✓	2.32			1.00	0.00	0.11
	xA	1	0.00	0.00		9.89			1.00	0.00	9.36
		2	0.00	0.00		3.03			1.00	0.00	7.20
	xB	1	0.00	0.00		0.00			1.00	0.00	0.00
		2	0.00	0.00		0.00			1.00	0.00	0.00
	xC	1	0.00	0.00		11.71			1.00	0.00	24.61
		2	0.00	0.00		4.69			1.00	0.00	7.85
	xD	1	0.00	0.00		0.00			1.00	0.00	0.00
		2	0.00	0.00		0.00			1.00	0.00	0.00
	xE	1	0.00	0.00		0.00			1.00	0.00	0.00
		2	0.00	0.00		0.00			1.00	0.00	0.00
	xF	1	0.00	0.00		0.00			1.00	0.00	0.00
		2	0.00	0.00		0.00			1.00	0.00	0.00
	Cc1	1	0.00	0.00		2.56	0.03	0.88	1.00	0.00	5.29
2		0.00	0.00		2.56	0.03	0.88	1.00	0.00	5.29	
E1	1	0.00	0.00	✓	5.69	0.48	5.69	1.00	0.00	56.67	
	2	0.00	0.00	✓	24.73	13.75	24.72	1.00	0.00	295.78	
Gf1	1	0.00	0.00	✓	0.26			1.00	0.00	0.61	
	2	0.00	0.00		7.56	0.26	6.70	1.00	0.00	44.54	
Cc2	3	0.00	0.00		34.95	25.99	34.81	1.00	0.00	345.36	
	4	0.00	0.00		32.13	24.01	31.80	1.00	0.00	354.02	
	5	0.00	0.00		12.00	0.20	9.98	1.00	0.00	49.84	
	6	0.00	0.00		12.00	0.20	9.98	1.00	0.00	49.84	
E2	3	0.00	0.00	✓	6.05	0.91	5.77	1.00	0.00	54.68	
	4	0.00	0.00	✓	2.37	0.05	1.73	1.00	0.00	13.64	
E2	2	0.00	0.00		2.29	0.36	1.64	1.00	0.00	6.89	
	3	0.00	0.00		2.29	0.36	1.64	1.00	0.00	6.89	

TC5	3	0.00	0.00		3.16	0.59	2.45	1.00	0.00	10.40
	4	0.00	0.00	✓	0.00	0.00	0.00	1.00	0.00	0.00
TC9	1	0.00	0.00	✓	9.22	0.20	7.91	1.00	0.00	32.26
	2	0.00	0.00		28.47	28.22	28.47	1.00	0.00	320.87
	3	0.00	0.00		1.48	0.03	0.87	1.00	0.00	4.82
TC35	1	0.00	0.00		1.49	0.04	0.79	1.00	0.00	1.58
TC36	1	0.00	0.00	✓	0.01			1.00	0.00	0.13
TC37	1	0.00	0.00	✓	0.16	0.00	0.16	1.00	0.00	0.31
TC38	1	0.00	0.00		2.43			1.00	0.00	1.37
TC39	2	0.00	0.00		0.21			1.00	0.00	3.01
	3	0.00	0.00		0.33			1.00	0.00	4.62
TC40	2	0.00	0.00		0.00			1.00	0.00	0.00
	3	0.00	0.00		0.00			1.00	0.00	0.00
TC41	1	0.00	0.00	✓	4.12	1.15	4.10	1.00	0.00	39.98
	2	0.00	0.00	✓	4.22	1.21	4.19	1.00	0.00	41.05
TC42	1	0.00	0.00	✓	0.00	0.00	0.00	1.00	0.00	0.00
TC43	1	0.00	0.00	✓	0.00			1.00	0.00	0.00
47	1	0.00	0.00		0.47			1.00	0.00	6.66
48	1	0.00	0.00	✓	201.35			1.00	0.00	1384.68
49	1	0.00	0.00	✓	0.06			1.00	0.00	0.90
	2	0.00	0.00		162.59			1.00	0.00	1109.90
50	1	0.00	0.00	✓	79.76			1.00	0.00	646.39
51	1	0.00	0.00		791.17			1.00	0.00	5621.25
52	1	0.00	0.00	✓	3.21	2.78	3.19	1.00	0.00	27.98
53	1	0.00	0.00	✓	0.31	0.00	0.31	1.00	0.00	2.25
54	1	0.00	0.00		37.74	7.12	12.21	1.00	0.00	151.73
55	1	0.00	0.00		8.85	0.20	1.98	1.00	0.00	9.03

Pedestrian Crossing Results

Pedestrian Crossings: Pedestrian summary

Time Segment	Crossing	Side	Degree of saturation (%)	Calculated Flow Entering (Ped/hr)	Calculated sat flow (Ped/hr)	Actual green (s per cycle))	Mean Delay Per Ped (s)	Mean max queue (Ped)	Weighted cost of delay (£ per hr)	Performance Index (£ per hr)	
07:30-08:30	1	1	0	0	11000	7	0.00	0.00	0.00	0.00	
		2	0	0	11000	7	0.00	0.00	0.00	0.00	
	2	1	0	0	11000	56	0.00	0.00	0.00	0.00	
		2	0	0	11000	56	0.00	0.00	0.00	0.00	
	3	1	0	0	11000	8	0.00	0.00	0.00	0.00	
		2	0	0	11000	8	0.00	0.00	0.00	0.00	
	4	1	0	0	11000	68	0.00	0.00	0.00	0.00	
		2	0	0	11000	68	0.00	0.00	0.00	0.00	
	5	1	0	0	11000	68	0.00	0.00	0.00	0.00	
		2	0	0	11000	68	0.00	0.00	0.00	0.00	
	6	1	0	0	0	0	0	0.00	0.00	0.00	0.00
		2	0	0	0	0	0	0.00	0.00	0.00	0.00
	7	1	0	0	11000	68	0.00	0.00	0.00	0.00	0.00
		2	0	0	11000	68	0.00	0.00	0.00	0.00	0.00
	8	1	0	0	0	0	0	0.00	0.00	0.00	0.00
		2	0	0	0	0	0	0.00	0.00	0.00	0.00
	9	1	0	0	11000	20	0.00	0.00	0.00	0.00	0.00
		2	0	0	11000	20	0.00	0.00	0.00	0.00	0.00
	10	1	0	0	11000	32	0.00	0.00	0.00	0.00	0.00
		2	0	0	11000	32	0.00	0.00	0.00	0.00	0.00
	11	1	0	0	11000	64	0.00	0.00	0.00	0.00	0.00
		2	0	0	11000	64	0.00	0.00	0.00	0.00	0.00
	12	1	0	0	11000	62	0.00	0.00	0.00	0.00	0.00
		2	0	0	11000	62	0.00	0.00	0.00	0.00	0.00
	13	1	0	0	11000	10	0.00	0.00	0.00	0.00	0.00
		2	0	0	11000	10	0.00	0.00	0.00	0.00	0.00
	14	1	0	0	11000	100	0.00	0.00	0.00	0.00	0.00
		2	0	0	11000	100	0.00	0.00	0.00	0.00	0.00
	15	1	0	0	11000	11	0.00	0.00	0.00	0.00	0.00
		2	0	0	11000	11	0.00	0.00	0.00	0.00	0.00
	16	1	0	0	11000	8	0.00	0.00	0.00	0.00	0.00
		2	0	0	11000	8	0.00	0.00	0.00	0.00	0.00
	17	1	0	0	11000	5	0.00	0.00	0.00	0.00	0.00
		2	0	0	11000	5	0.00	0.00	0.00	0.00	0.00
	18	1	0	0	11000	6	0.00	0.00	0.00	0.00	0.00
		2	0	0	11000	6	0.00	0.00	0.00	0.00	0.00
	19	1	0	0	11000	6	0.00	0.00	0.00	0.00	0.00
		2	0	0	11000	6	0.00	0.00	0.00	0.00	0.00

Pedestrian Crossings: Flows and signals

Time Segment	Crossing	Side	Calculated flow entering (Ped/hr)	Calculated flow out (Ped/hr)	Flow discrepancy (Ped/hr)	Adjusted flow warning	Calculated sat flow (Ped/hr)	Calculated capacity (Ped/hr)	Degree of saturation (%)	DOS Threshold exceeded	Practical reserve capacity	Mean modulus of error	Actual green (s (per cycle))
07:30-08:30	1	1	0	0	0		11000	917	0		Unrestricted	0.00	7
		2	0	0	0		11000	917	0		Unrestricted	0.00	7
	2	1	0	0	0		11000	5683	0		Unrestricted	0.00	56
		2	0	0	0		11000	5683	0		Unrestricted	0.00	56
	3	1	0	0	0		11000	1008	0		Unrestricted	0.00	8
		2	0	0	0		11000	1008	0		Unrestricted	0.00	8
	4	1	0	0	0		11000	6783	0		Unrestricted	0.00	68
		2	0	0	0		11000	6783	0		Unrestricted	0.00	68
	5	1	0	0	0		11000	6783	0		Unrestricted	0.00	68
		2	0	0	0		11000	6783	0		Unrestricted	0.00	68
	6	1	0	0	0		0	0	0		-100	0.00	0
		2	0	0	0		0	0	0		-100	0.00	0
	7	1	0	0	0		11000	6783	0		Unrestricted	0.00	68
		2	0	0	0		11000	6783	0		Unrestricted	0.00	68
	8	1	0	0	0		0	0	0		-100	0.00	0
		2	0	0	0		0	0	0		-100	0.00	0
	9	1	0	0	0		11000	2383	0		Unrestricted	0.00	20
		2	0	0	0		11000	2383	0		Unrestricted	0.00	20
	10	1	0	0	0		11000	3483	0		Unrestricted	0.00	32
		2	0	0	0		11000	3483	0		Unrestricted	0.00	32
	11	1	0	0	0		11000	6417	0		Unrestricted	0.00	64
		2	0	0	0		11000	6417	0		Unrestricted	0.00	64
	12	1	0	0	0		11000	6233	0		Unrestricted	0.00	62
		2	0	0	0		11000	6233	0		Unrestricted	0.00	62
	13	1	0	0	0		11000	1192	0		Unrestricted	0.00	10
		2	0	0	0		11000	1192	0		Unrestricted	0.00	10
	14	1	0	0	0		11000	9442	0		Unrestricted	0.00	100
		2	0	0	0		11000	9442	0		Unrestricted	0.00	100
	15	1	0	0	0		11000	1283	0		Unrestricted	0.00	11
		2	0	0	0		11000	1283	0		Unrestricted	0.00	11
	16	1	0	0	0		11000	1008	0		Unrestricted	0.00	8
		2	0	0	0		11000	1008	0		Unrestricted	0.00	8
	17	1	0	0	0		11000	733	0		Unrestricted	0.00	5
		2	0	0	0		11000	733	0		Unrestricted	0.00	5
	18	1	0	0	0		11000	825	0		Unrestricted	0.00	6
		2	0	0	0		11000	825	0		Unrestricted	0.00	6
	19	1	0	0	0		11000	825	0		Unrestricted	0.00	6
		2	0	0	0		11000	825	0		Unrestricted	0.00	6

Pedestrian Crossings: Stops and delays

Time Segment	Crossing	Side	Mean Cruise Time per Ped (s)	Mean Delay per Ped (s)	Total delay (Ped-hr/hr)	Weighted cost of delay (£ per hr)
07:30-08:30	(ALL)	(ALL)	1.00	0.00	0.00	0.00

Pedestrian Crossings: Queues and blocking

Time Segment	Crossing	Side	Mean max queue (Ped)	Max queue storage (Ped)	Utilised storage (%)	Excess queue penalty (£ per hr)
07:30-08:30	(ALL)	(ALL)	0.00	10.00	0.00	0.00

Pedestrian Crossings: Advanced

Time Segment	Crossing	Side	Degree of saturation penalty (£ per hr)	Ped gap accepting penalty (£ per hr)	Mean Max Queue EoTS (Ped)	Ped Factor	Cost of traffic penalties (£ per hr)	Performance Index (£ per hr)
07:30-08:30	(ALL)	(ALL)	0.00	0.00	0.00	1.00	0.00	0.00

Network Results

Run Summary

Analysis set used	Run start time	Run finish time	Modelling start time (HH:mm)	Network Cycle Time (s)	Performance Index (£ per hr)	Total network delay (PCU-hr/hr)	Highest DOS (%)	Item with highest DOS	Number of oversaturated items	Percentage of oversaturated items (%)	Item with worst signalised PRC	Item with worst unsignalised PRC	Item with worst over PR
1	19/07/2021 23:11:31	19/07/2021 23:11:48	07:30	120	23637.69	1583.89	600.16	51/1	36	23	TC42/1	51/1	TC4

Network Results: Vehicle summary

Time Segment	Degree of saturation (%)	Practical reserve capacity (%)	Calculated flow entering (PCU/hr)	Actual green (s per cycle)	Mean Delay per Veh (s)	Weighted cost of delay (£ per hr)	Weighted cost of stops (£ per hr)	Performance Index (£ per hr)
07:30-08:30	600	-100	74545	9901	76.49	22491.22	1146.47	23637.69

Network Results: Pedestrian summary

Time Segment	Degree of saturation (%)	Calculated Flow Entering (Ped/hr)	Actual green (s per cycle)	Mean Delay Per Ped (s)	Weighted cost of delay (£ per hr)	Performance Index (£ per hr)
07:30-08:30	0	0	1198	0.00	0.00	0.00

Network Results: Flows and signals

Time Segment	Calculated flow entering (PCU/hr)	Calculated flow out (PCU/hr)	Flow discrepancy (PCU/hr)	Adjusted flow warning	Degree of saturation (%)	DOS Threshold exceeded	Practical reserve capacity (%)	Actual green (s per cycle)
07:30-08:30	74545	72730	14363	✓	600	✓	-100	11099

Network Results: Stops and delays

Time Segment	Mean Cruise Time per Veh (s)	Mean Delay per Veh (s)	Total delay (PCU-hr/hr)	Weighted cost of delay (£ per hr)	Mean stops per Veh (%)	Total stops (Stops per hr)	Weighted cost of stops (£ per hr)
07:30-08:30	8.53	76.49	1583.89	22491.22	96.82	58965.72	1146.47

Network Results: Queues and blocking

Time Segment	Utilised storage (%)	Excess queue penalty (£ per hr)	Wasted time total (s per cycle)
07:30-08:30	6111.42	0.00	3866.49

Network Results: Advanced

Time Segment	Degree of saturation penalty (£ per hr)	Ped gap accepting penalty (£ per hr)	Warmed up	PCU Factor	Cost of traffic penalties (£ per hr)	Controller stream penalties (£ per hr)	Performance Index (£ per hr)
07:30-08:30	0.00	0.00		1.00	0.00	0.00	23637.69

Point to Point Journey Time

Average Journey Time (s) for Local Matrix: 1

		To							
		A28	B28	C28	D28	E28	F28	G28	H28
From	A28	0.0	286.7	298.7	603.6	579.4	799.8	525.9	0.0
	B28	594.1	0.0	371.5	548.3	440.9	835.0	618.9	0.0
	C28	547.0	462.6	0.0	654.8	642.0	857.5	771.5	0.0
	D28	1634.0	1629.2	7220.3	0.0	7170.5	1585.8	1593.9	0.0
	E28	435.1	147.2	1735.5	225.6	0.0	307.1	310.5	0.0
	F28	177.7	188.8	780.1	329.9	650.8	0.0	16.6	0.0
	G28	98.9	108.8	1175.0	605.1	1102.3	905.7	0.0	0.0
	H28	0.0	0.0	0.0	0.0	0.0	0.0	0.0	0.0

Path Journey Time

Path	From Location	To Location	Normal Calculated Flow (PCU/hr)	Normal journey time (s)	Calculated Total Flow (PCU/hr)	Avg journey time (s)
24	C28	C28	0	0.00	0	0.00

25	C28	C28	0	0.00	0	0.00
32	C28	E28	174	642.68	174	642.68
36	C28	E28	0	0.00	0	0.00
42	E28	C28	39	1750.34	39	1750.34
43	E28	C28	0	0.00	0	0.00
44	E28	E28	0	0.00	0	0.00
45	E28	E28	0	0.00	0	0.00
68	E28	G28	183	315.23	183	315.23
91	C28	F28	61	857.52	61	857.52
92	E28	F28	52	307.05	52	307.05
96	A28	C28	0	0.00	0	0.00
98	G28	E28	0	0.00	0	0.00
99	C28	B28	35	461.00	35	461.00
100	E28	B28	135	127.75	135	127.75
101	E28	E28	0	0.00	0	0.00
102	A28	C28	371	280.40	371	280.40
103	F28	B28	0	0.00	0	0.00
104	C28	G28	617	865.69	617	865.69
105	D28	H28	0	0.00	0	0.00
106	G28	C28	147	1351.69	147	1351.69
107	A28	B28	26	285.15	26	285.15
109	C28	G28	230	447.17	230	447.17
110	E28	G28	22	271.40	22	271.40
112	F28	G28	41	16.59	41	16.59
114	C28	H28	0	0.00	0	0.00
115	B28	C28	9	383.21	9	383.21
122	C28	C28	0	0.00	0	0.00
123	C28	C28	0	0.00	0	0.00
124	E28	C28	0	0.00	0	0.00
126	D28	C28	0	0.00	0	0.00
127	D28	C28	0	0.00	0	0.00
128	H28	C28	0	0.00	0	0.00
129	F28	C28	5	182.16	5	182.16
130	G28	C28	147	1473.68	147	1473.68
131	G28	E28	123	1495.51	123	1495.51
132	H28	C28	0	0.00	0	0.00
133	H28	E28	0	0.00	0	0.00
135	H28	E28	0	0.00	0	0.00
136	E28	E28	0	0.00	0	0.00
137	H28	G28	0	0.00	0	0.00
138	H28	G28	0	0.00	0	0.00
139	D28	E28	8	7389.88	8	7389.88
141	D28	E28	8	7375.55	8	7375.55
142	C28	H28	0	0.00	0	0.00
143	E28	H28	0	0.00	0	0.00
149	C28	B28	3	481.76	3	481.76
150	E28	B28	374	154.22	374	154.22
152	H28	B28	0	0.00	0	0.00
153	F28	B28	17	188.80	17	188.80
155	E28	C28	4	317.76	4	317.76
156	C28	G28	60	774.54	60	774.54
157	H28	B28	0	0.00	0	0.00
159	B28	E28	120	543.85	120	543.85
166	B28	C28	88	370.32	88	370.32
167	B28	E28	505	416.42	505	416.42
169	G28	B28	70	108.00	70	108.00
170	G28	B28	70	107.50	70	107.50
171	G28	H28	0	0.00	0	0.00

173	F28	E28	5	326.08	5	326.08
175	G28	C28	0	0.00	0	0.00
176	G28	E28	66	627.64	66	627.64
178	G28	E28	34	601.37	34	601.37
179	F28	E28	5	975.59	5	975.59
182	C28	C28	0	0.00	0	0.00
183	C28	C28	0	0.00	0	0.00
184	C28	C28	0	0.00	0	0.00
185	A28	B28	26	288.25	26	288.25
186	A28	C28	25	571.07	25	571.07
187	A28	E28	309	607.07	309	607.07
188	C28	H28	0	0.00	0	0.00
190	C28	C28	0	0.00	0	0.00
192	C28	C28	0	0.00	0	0.00
193	C28	C28	0	0.00	0	0.00
194	C28	C28	0	0.00	0	0.00
195	D28	G28	185	1593.95	185	1593.95
196	D28	F28	152	1585.77	152	1585.77
197	D28	G28	53	1593.89	53	1593.89
198	G28	D28	0	0.00	0	0.00
199	D28	B28	113	1629.58	113	1629.58
200	D28	B28	113	1628.88	113	1628.88
201	D28	C28	228	7251.89	228	7251.89
202	G28	E28	0	0.00	0	0.00
203	A28	D28	2	603.63	2	603.63
204	D28	C28	45	7060.28	45	7060.28
205	D28	E28	27	7082.26	27	7082.26
206	C28	D28	363	654.76	363	654.76
207	D28	E28	8	7056.56	8	7056.56
209	G28	C28	0	0.00	0	0.00
212	H28	D28	0	0.00	0	0.00
213	A28	E28	102	485.63	102	485.63
216	G28	B28	4	144.59	4	144.59
217	G28	B28	0	0.00	0	0.00
223	A28	E28	68	593.98	68	593.98
225	D28	E28	0	0.00	0	0.00
227	H28	E28	0	0.00	0	0.00
228	C28	A28	0	0.00	0	0.00
229	C28	A28	0	0.00	0	0.00
234	C28	G28	170	865.63	170	865.63
235	E28	G28	0	0.00	0	0.00
236	E28	H28	0	0.00	0	0.00
237	G28	F28	102	905.72	102	905.72
238	D28	B28	0	0.00	0	0.00
239	D28	B28	0	0.00	0	0.00
240	G28	C28	59	100.28	59	100.28
241	E28	C28	0	0.00	0	0.00
242	H28	C28	0	0.00	0	0.00
243	A28	F28	170	799.80	170	799.80
244	G28	E28	0	0.00	0	0.00
245	C28	C28	0	0.00	0	0.00
246	E28	C28	39	1866.10	39	1866.10
247	E28	E28	0	0.00	0	0.00
248	D28	C28	0	0.00	0	0.00
249	H28	C28	0	0.00	0	0.00
250	H28	E28	0	0.00	0	0.00
251	H28	E28	0	0.00	0	0.00
256	C28	C28	0	0.00	0	0.00

257	C28	H28	0	0.00	0	0.00
259	C28	C28	0	0.00	0	0.00
261	C28	C28	0	0.00	0	0.00
262	C28	C28	0	0.00	0	0.00
263	C28	C28	0	0.00	0	0.00
264	C28	C28	0	0.00	0	0.00
265	C28	C28	0	0.00	0	0.00
266	C28	B28	0	0.00	0	0.00
267	C28	B28	0	0.00	0	0.00
268	F28	C28	0	0.00	0	0.00
269	F28	E28	0	0.00	0	0.00
271	F28	E28	0	0.00	0	0.00
274	F28	C28	0	0.00	0	0.00
275	F28	C28	16	953.76	16	953.76
276	F28	E28	0	0.00	0	0.00
277	C28	E28	2	581.25	2	581.25
279	C28	E28	0	0.00	0	0.00
280	C28	G28	12	795.77	12	795.77
281	C28	F28	0	0.00	0	0.00
282	C28	G28	0	0.00	0	0.00
283	C28	H28	0	0.00	0	0.00
284	C28	G28	0	0.00	0	0.00
285	C28	H28	0	0.00	0	0.00
287	C28	C28	0	0.00	0	0.00
289	C28	C28	0	0.00	0	0.00
290	C28	C28	0	0.00	0	0.00
291	C28	B28	0	0.00	0	0.00
292	C28	B28	0	0.00	0	0.00
293	C28	G28	0	0.00	0	0.00
294	C28	C28	0	0.00	0	0.00
295	C28	C28	0	0.00	0	0.00
296	C28	B28	0	0.00	0	0.00
297	C28	B28	0	0.00	0	0.00
298	G28	C28	0	0.00	0	0.00
299	G28	E28	0	0.00	0	0.00
301	G28	E28	0	0.00	0	0.00
305	G28	C28	0	0.00	0	0.00
306	G28	E28	0	0.00	0	0.00
308	G28	E28	0	0.00	0	0.00
310	G28	C28	6	137.66	6	137.66
311	G28	A28	357	98.91	357	98.91
312	G28	A28	0	0.00	0	0.00
316	C28	A28	0	0.00	0	0.00
317	C28	A28	594	543.86	594	543.86
318	C28	A28	7	809.61	7	809.61
319	C28	A28	0	0.00	0	0.00
320	C28	A28	0	0.00	0	0.00
321	C28	A28	0	0.00	0	0.00
322	E28	A28	18	304.48	18	304.48
323	E28	A28	495	439.82	495	439.82
324	D28	A28	3	1633.99	3	1633.99
325	H28	A28	0	0.00	0	0.00
326	F28	A28	73	177.67	73	177.67
327	G28	D28	0	0.00	0	0.00
328	G28	D28	128	605.14	128	605.14
329	G28	D28	0	0.00	0	0.00
330	G28	D28	0	0.00	0	0.00
331	G28	D28	0	0.00	0	0.00

332	A28	D28	0	0.00	0	0.00
333	B28	D28	287	548.28	287	548.28
334	C28	D28	0	0.00	0	0.00
335	E28	D28	55	225.64	55	225.64
336	D28	D28	0	0.00	0	0.00
337	D28	D28	0	0.00	0	0.00
338	D28	D28	0	0.00	0	0.00
339	H28	D28	0	0.00	0	0.00
340	H28	D28	0	0.00	0	0.00
341	F28	D28	0	0.00	0	0.00
342	F28	D28	0	0.00	0	0.00
343	F28	D28	69	329.86	69	329.86
397	G28	G28	0	0.00	0	0.00
398	G28	G28	0	0.00	0	0.00
399	A28	G28	570	377.89	570	377.89
400	A28	H28	0	0.00	0	0.00
401	A28	A28	0	0.00	0	0.00
402	A28	A28	0	0.00	0	0.00
403	B28	G28	332	500.65	332	500.65
404	B28	H28	0	0.00	0	0.00
405	B28	A28	0	0.00	0	0.00
406	B28	A28	38	594.14	38	594.14
407	B28	B28	0	0.00	0	0.00
408	B28	B28	0	0.00	0	0.00
409	H28	H28	0	0.00	0	0.00
410	F28	H28	0	0.00	0	0.00
411	G28	G28	0	0.00	0	0.00
412	G28	G28	0	0.00	0	0.00
413	G28	G28	0	0.00	0	0.00
414	G28	F28	0	0.00	0	0.00
415	G28	G28	0	0.00	0	0.00
416	A28	G28	289	808.07	289	808.07
417	A28	G28	10	808.16	10	808.16
418	A28	H28	0	0.00	0	0.00
419	B28	G28	175	843.29	175	843.29
420	B28	F28	51	835.04	51	835.04
421	B28	G28	0	0.00	0	0.00
422	B28	H28	0	0.00	0	0.00
423	H28	F28	0	0.00	0	0.00
424	H28	H28	0	0.00	0	0.00
425	F28	F28	0	0.00	0	0.00
426	F28	H28	0	0.00	0	0.00

Final Prediction Table

Traffic Stream Results

Arm	Traffic Stream	Name	Traffic node	SIGNALS		FLOWS		PERFORMANCE				PER PCU			QUEU
				Controller stream	Phase	Calculated flow entering (PCU/hr)	Calculated sat flow (PCU/hr)	Actual green (s (per cycle))	Wasted time total (s (per cycle))	Degree of saturation (%)	Practical reserve capacity (%)	JourneyTime (s)	Mean Delay per Veh (s)	Mean stops per Veh (%)	Mean max queu (PCU)
A	1	(untitled)	6	771-2	E	430	2050	36	0.00	66	36	24.93	19.34	66.98	6.19
	2	(untitled)	6	771-2	E	230	2050	36	3.00	35	154	19.49	13.72	55.26	3.06
	3	(untitled)	6	771-2	E	360 <	2050	36	16.96	100	-10	191.84	185.94	169.08	20.60
	4	(untitled)	6	771-2	E	342	2050	36	12.00	53	71	23.77	17.74	79.19	5.81
Ac	1	(untitled)	6	771-2	D	1078 <	2263	64	0.00	87	4	28.72	21.53	77.41	17.62
	2	(untitled)	6	771-2	D	42	2263	64	55.09	3	2583	11.01	1.52	74.67	1.69

	3	(untitled)	6	771-2	D	130 <	2263	64	59.06	100	-10	509.68	503.09	253.68	19.02
Acf	1	(untitled)	6			1116	2263	120	31.03	50	79	6.07	0.86	2.78	2.58
	2	(untitled)	6			135 <	2263	120	113.09	103	-13	475.92	468.68	226.84	18.36
Af	1	(untitled)	6			660	2050	120	36.00	32	180	7.03	0.42	0.00	0.08
	2	(untitled)	6			360 <	2050	120	98.96	100	-10	154.82	148.22	158.39	17.73
	3	(untitled)	6			342	2050	120	59.00	17	440	6.80	0.18	0.00	0.02
B	1	(untitled)	1	769-1	B	386	2050	38	12.00	56	59	39.14	32.04	104.02	6.72
	2	(untitled)	1	769-1	B	368 <	2150	38	19.44	100	-10	226.50	219.21	215.80	25.36
	3	(untitled)	1	769-1	B	538 <	2100	38	9.30	100	-10	158.61	151.13	213.76	27.48
	4	(untitled)	1	769-1	B	537	2050	38	8.05	79	14	43.49	31.20	114.81	11.26
Bc	1	(untitled)	1	769-1	A	272	2050	58	17.00	27	239	12.92	0.97	3.79	0.14
	2	(untitled)	1	769-1	A	476 <	2050	58	32.03	100	-10	214.58	202.75	241.48	31.30
	3	(untitled)	1	769-1	A	356	2050	58	36.72	71	27	31.00	19.29	97.05	10.52
Bcf	1	(untitled)	1			1486	2263	120	120.00	66	37	5.69	1.52	0.08	0.63
	2	(untitled)	1			272	2263	120	74.00	12	650	6.38	0.11	0.01	0.01
	3	(untitled)	1			476 <	2263	120	94.74	100	-10	145.24	139.29	144.57	20.94
	4	(untitled)	1			356	2263	120	89.00	16	473	6.63	0.15	0.00	0.01
Bf	1	(untitled)	1			798	1800	120	65.60	98	-8	108.22	80.88	182.09	30.35
	2	(untitled)	1			1102 <	1800	120	45.14	98	-8	101.05	73.64	201.23	48.01
C	1	(untitled)	2	769-2	G	537	2100	30	0.00	96	-6	113.42	98.88	179.27	20.37
	2	(untitled)	2	769-2	G	564 <	2200	30	0.00	96	-6	151.01	136.33	250.08	27.38
	3	(untitled)	2	769-2	G	330	2050	30	10.00	60	49	38.68	23.75	108.10	5.95
Cf	1	(untitled)	2			537	1965	120	22.00	27	229	17.70	0.34	0.00	0.05
	2	(untitled)	2			894 <	1965	120	65.38	100	-10	124.60	107.10	208.61	39.11
D	1	(untitled)	3	770-1	B	375	2050	40	1.00	52	72	29.76	25.63	78.69	4.99
	2	(untitled)	3	770-1	B	648 <	1850	40	0.00	100	-10	105.46	101.33	130.80	21.52
	3	(untitled)	3	770-1	B	758 <	2250	40	1.57	100	-10	96.77	92.57	115.40	22.56
Dc	1	(untitled)	3	770-1	A	908 <	2100	60	0.02	84	7	23.45	19.65	61.38	9.04
	2	(untitled)	3	770-1	A	731	2100	60	0.00	67	34	17.14	13.49	61.73	7.54
	3	(untitled)	3	770-1	A	725 <	2100	60	20.57	100	-10	93.63	88.01	129.58	20.23
	4	(untitled)	3	770-1	A	865 <	2100	60	11.72	91	-1	31.17	25.78	96.03	11.26
Dcf	1	(untitled)	3			689	2050	120	20.00	34	168	5.39	0.44	0.03	0.09
	2	(untitled)	3			1118	2100	120	52.92	83	9	19.93	14.99	58.43	10.95
	3	(untitled)	3			731	2100	120	39.98	43	107	8.36	2.94	28.62	3.59
	4	(untitled)	3			725 <	2100	120	78.57	100	-10	90.61	83.43	133.26	22.74
	5	(untitled)	3			867	2100	120	66.07	49	85	9.33	4.31	38.98	9.88
Df	1	(untitled)	3-2	11	B	1452 <	1900	103	40.22	144	-37	584.50	560.50	358.60	255.57
	2	(untitled)	3-2	11	B	862 <	2250	103	63.57	114	-21	268.25	244.25	292.18	67.74
Dxp	1	(untitled)	3-2	770-2	D	689	2050	101	7.00	40	128	4.56	1.07	5.25	1.41
	2	(untitled)	3-2	770-2	D	210	2050	101	63.00	12	647	3.93	0.28	1.38	0.10
Ec	1	(untitled)	4	770-3	F	683	2150	70	33.00	53	70	10.22	6.46	37.67	4.32
	2	(untitled)	4	770-3	F	1326 <	2263	70	1.69	100	-10	58.50	54.87	69.73	24.67
	3	(untitled)	4	770-3	F	1080	2263	70	1.00	80	13	11.72	8.21	30.08	6.19
	4	(untitled)	4	770-3	F	556	2250	70	28.00	41	118	15.18	11.73	75.60	7.03
Ecf	1	(untitled)	4			1031	2100	120	21.35	49	83	4.31	0.86	1.93	4.89
	2	(untitled)	4			983	2100	120	19.00	47	92	4.23	0.75	0.00	0.21
	3	(untitled)	4			1326 <	2263	120	45.57	85	6	15.08	11.56	41.65	9.10
	4	(untitled)	4			1669	2300	120	30.66	86	5	11.13	7.29	28.50	8.45
Ef	1	(untitled)	4			907 <	1900	120	66.27	107	-16	164.10	148.80	242.24	47.86
	2	(untitled)	4			509	1900	120	0.00	27	236	15.65	0.35	0.00	0.05
Exp	1	(untitled)	4-2	770-4	L	1031	2050	100	16.00	60	51	6.24	2.35	9.98	5.13
	2	(untitled)	4-2	770-4	L	301	2050	100	39.00	17	417	4.25	0.22	0.43	2.34
F	1	(untitled)	5	771-1	B	65	2100	20	11.00	17	431	16.53	10.15	76.31	2.34
	2	(untitled)	5	771-1	B	38	2100	20	13.00	10	805	15.93	9.50	75.59	2.32
	3	(untitled)	5	771-1	B	57 <	2100	20	18.72	100	-10	1065.48	1058.94	311.31	17.21
Fc	1	(untitled)	5	771-1	A	1546 <	2263	80	0.00	100	-10	71.72	52.63	94.97	49.63
	2	(untitled)	5	771-1	A	1121	2263	80	10.83	76	18	27.95	9.22	44.95	9.79
	3	(untitled)	5	771-1	A	1094 <	2263	80	22.12	97	-7	76.00	56.61	210.93	35.42

Ff	1	(untitled)	5			103	1900	120	88.00	5	1558	33.14	0.05	41.66	0.00
	2	(untitled)	5			54 <	1900	120	116.39	94	-5	3299.48	3266.43	569.96	50.37
G	1	(untitled)	2	769-2	F	377	2050	28	7.61	78	16	65.71	49.65	122.30	8.21
	2	(untitled)	2	769-2	F	166	2050	28	18.73	33	171	52.32	40.87	109.66	2.85
Gf	1	(untitled)	4			374	2050	120	90.02	18	393	3.12	0.20	0.43	2.34
	2	(untitled)	4			135	2050	120	90.11	7	1265	2.96	0.08	1.44	2.32
xA	1	(untitled)	10			1475	2263	120	27.06	65	38	18.72	1.50	1.39	9.89
	2	(untitled)	10			1232	2263	120	42.16	55	62	18.38	1.13	4.31	3.03
xB	1	(untitled)				1484	Unrestricted	120	8.00	0	Unrestricted	7.02	0.00	0.00	0.00
xC	1	(untitled)				511	1900	120	59.04	38	137	16.16	7.49	58.05	11.71
	2	(untitled)				279	1900	120	70.63	19	372	12.06	3.36	46.36	4.69
xD	1	(untitled)				689	Unrestricted	120	14.00	0	Unrestricted	9.13	0.00	0.00	0.00
	2	(untitled)				210	Unrestricted	120	72.00	0	Unrestricted	9.21	0.00	0.00	0.00
xE	1	(untitled)				1031	Unrestricted	120	9.00	0	Unrestricted	13.04	0.00	0.00	0.00
	2	(untitled)				300	Unrestricted	120	44.00	0	Unrestricted	13.04	0.00	0.00	0.00
xF	1	(untitled)				735	Unrestricted	120	17.00	0	Unrestricted	12.33	0.00	0.00	0.00
Cc1	1	(untitled)	2	769-2	E	247	2050	64	22.00	22	310	10.27	3.45	20.96	2.56
E1	1	(untitled)	4	770-3	G	313	2050	28	10.00	61	47	43.01	37.01	108.67	5.69
	2	(untitled)	4	770-3	G	537 <	2200	28	0.00	98	-8	129.95	123.95	191.18	22.32
Gf1	1	(untitled)	4			33	669	120	86.00	5	1703	5.58	1.89	33.57	0.26
Cc2	2	(untitled)	2	769-2	D	609	2150	66	1.16	51	77	20.52	13.23	68.89	7.56
	3	(untitled)	2	769-2	D	826 <	2050	66	19.65	100	-10	101.32	94.01	164.75	28.97
	4	(untitled)	2	769-2	D	714 <	2150	66	28.14	100	-10	117.13	110.13	196.71	26.61
	5	(untitled)	2	769-2	D	537	2050	66	36.03	46	95	25.31	17.33	109.81	12.00
E2	3	(untitled)	4	770-3	H	374	2150	28	0.94	72	25	33.26	29.27	95.81	6.04
	4	(untitled)	4	770-3	H	135	2050	28	0.00	26	242	23.41	19.34	77.08	2.37
TC5	2	(untitled)	TC771-6	TC777-1	A	1070	2263	99	15.00	56	60	4.22	1.46	5.49	2.29
	3	(untitled)	TC771-6	TC777-1	A	1232	2263	99	24.00	65	39	4.67	1.91	7.26	3.16
	4	(untitled)	TC771-6	TC777-1	C	0	1800	11	12.00	0	Unrestricted	0.00	0.00	0.00	0.00
TC9	1	(untitled)	TC771-6	TC777-1	B	556	1925	72	0.00	46	95	24.15	13.15	49.10	9.22
	2	(untitled)	TC771-6	TC777-1	B	339 <	1966	72	54.33	100	-10	243.15	232.10	256.12	24.67
	3	(untitled)	TC771-6	TC777-1	B	268	1947	72	22.00	22	309	15.37	4.25	9.87	1.48
TC35	1	(untitled)	TC771-6	TC777-1	A	405	1900	99	15.00	25	255	3.70	0.81	5.78	1.49
TC36	1	(untitled)	TC771-6			230	1800	120	0.00	13	604	3.17	0.15	0.00	0.01
TC37	1	(untitled)	TC771-6	TC777-2	J	41	1850	105	105.00	3	3487	4.09	0.90	11.69	0.16
TC38	1	(untitled)	TC771-6			41	271	120	56.00	15	495	5.09	3.56	55.66	2.43
TC39	2	(untitled)	TC771-6			1071	2263	120	34.00	47	90	3.25	0.71	0.00	0.21
	3	(untitled)	TC771-6			1233	2263	120	43.00	54	65	3.35	0.95	0.00	0.33
TC40	2	(untitled)	TC771-6			1112	Unrestricted	120	17.00	0	Unrestricted	4.23	0.00	0.00	0.00
	3	(untitled)	TC771-6			1233	Unrestricted	120	27.00	0	Unrestricted	4.02	0.00	0.00	0.00
TC41	1	(untitled)	TC771-6	TC777-1	D	94	1850	7	0.00	76	18	100.56	96.62	126.80	4.06
	2	(untitled)	TC771-6	TC777-1	D	95	1850	7	0.00	77	17	102.21	98.25	127.91	4.15
TC42	1	(untitled)	TC771-6	TC777-1	E	0	0	0	0.00	0	-100	0.00	0.00	0.00	0.00
TC43	1	(untitled)				0	1800	120	120.00	0	Unrestricted	0.00	0.00	0.00	0.00
47	1	(untitled)	2			790	1300	120	23.00	61	48	18.17	2.13	0.11	0.47
48	1	(untitled)	2			1605 <	1965	120	32.60	112	-20	217.33	210.71	282.62	114.30

49	1	(untitled)	TC771-6			566	1900	120	0.00	30	202	3.55	0.40	0.00	0.06
	2	(untitled)	TC771-6			747 <	1900	120	81.69	123	-27	372.44	369.30	286.24	92.33
50	1	(untitled)	1			1968 <	1900	120	0.00	104	-13	87.09	81.31	63.70	44.45
51	1	(untitled)	4-2			943 <	1900	120	110.08	600	-85	1508.87	1504.37	1297.51	398.23
52	1		3-2	11	A	14	1800	7	7.15	108	-17	522.28	498.28	282.64	2.17
53	1		TC771-6	TC777-1	J	10	1800	7	7.00	8	980	65.02	54.09	93.48	0.31
54	1		6	12	A	1484 <	1800	104	3.00	94	-4	25.50	22.50	107.72	37.27
55	1		4	13	A	735 <	1800	104	32.00	47	93	4.52	2.12	31.49	8.85

Pedestrian Crossing Results

Pedestrian	Side	Name	Traffic node	SIGNALS		FLOWS		PERFORMANCE			PER PED		QUEUES	WEIGHTS	P
				Controller stream	Phase	Calculated Flow Entering (Ped/hr)	Calculated sat flow (Ped/hr)	Actual green (s per cycle)	Degree of saturation (%)	Practical reserve capacity	JourneyTime (s)	Mean Delay per Ped (s)	Mean max queue (Ped)	Delay weighting (%)	p
1	1	(untitled)	3-2	770-2	E	0	11000	7	0	Unrestricted	0.00	0.00	0.00	100	
	2	(untitled)	3-2	770-2	E	0	11000	7	0	Unrestricted	0.00	0.00	0.00	100	
2	1	(untitled)	3	770-1	C	0	11000	56	0	Unrestricted	0.00	0.00	0.00	100	
	2	(untitled)	3	770-1	C	0	11000	56	0	Unrestricted	0.00	0.00	0.00	100	
3	1	(untitled)	4-2	770-4	M	0	11000	8	0	Unrestricted	0.00	0.00	0.00	100	
	2	(untitled)	4-2	770-4	M	0	11000	8	0	Unrestricted	0.00	0.00	0.00	100	
4	1	(untitled)	4	770-3	J	0	11000	68	0	Unrestricted	0.00	0.00	0.00	100	
	2	(untitled)	4	770-3	J	0	11000	68	0	Unrestricted	0.00	0.00	0.00	100	
5	1	(untitled)	4	770-3	I	0	11000	68	0	Unrestricted	0.00	0.00	0.00	100	
	2	(untitled)	4	770-3	I	0	11000	68	0	Unrestricted	0.00	0.00	0.00	100	
6	1	(untitled)	4	770-3	K	0	0	0	0	-100	0.00	0.00	0.00	100	
	2	(untitled)	4	770-3	K	0	0	0	0	-100	0.00	0.00	0.00	100	
7	1	(untitled)	5	771-1	C	0	11000	68	0	Unrestricted	0.00	0.00	0.00	100	
	2	(untitled)	5	771-1	C	0	11000	68	0	Unrestricted	0.00	0.00	0.00	100	
8	1	(untitled)	1	769-1	C	0	0	0	0	-100	0.00	0.00	0.00	100	
	2	(untitled)	1	769-1	C	0	0	0	0	-100	0.00	0.00	0.00	100	
9	1	(untitled)	2	769-2	J	0	11000	20	0	Unrestricted	0.00	0.00	0.00	100	
	2	(untitled)	2	769-2	J	0	11000	20	0	Unrestricted	0.00	0.00	0.00	100	
10	1	(untitled)	2	769-2	K	0	11000	32	0	Unrestricted	0.00	0.00	0.00	100	
	2	(untitled)	2	769-2	K	0	11000	32	0	Unrestricted	0.00	0.00	0.00	100	
11	1	(untitled)		769-2	H	0	11000	64	0	Unrestricted	0.00	0.00	0.00	100	
	2	(untitled)		769-2	H	0	11000	64	0	Unrestricted	0.00	0.00	0.00	100	
12	1	(untitled)	2	769-2	I	0	11000	62	0	Unrestricted	0.00	0.00	0.00	100	
	2	(untitled)	2	769-2	I	0	11000	62	0	Unrestricted	0.00	0.00	0.00	100	
13	1	(untitled)		TC777-1	I	0	11000	10	0	Unrestricted	0.00	0.00	0.00	100	
	2	(untitled)		TC777-1	I	0	11000	10	0	Unrestricted	0.00	0.00	0.00	100	
14	1	(untitled)		TC777-1	F	0	11000	100	0	Unrestricted	0.00	0.00	0.00	100	
	2	(untitled)		TC777-1	F	0	11000	100	0	Unrestricted	0.00	0.00	0.00	100	
15	1	(untitled)		TC777-1	G	0	11000	11	0	Unrestricted	0.00	0.00	0.00	100	
	2	(untitled)		TC777-1	G	0	11000	11	0	Unrestricted	0.00	0.00	0.00	100	
16	1	(untitled)		TC777-1	H	0	11000	8	0	Unrestricted	0.00	0.00	0.00	100	
	2	(untitled)		TC777-1	H	0	11000	8	0	Unrestricted	0.00	0.00	0.00	100	
17	1	(untitled)		TC777-2	K	0	11000	5	0	Unrestricted	0.00	0.00	0.00	100	
	2	(untitled)		TC777-2	K	0	11000	5	0	Unrestricted	0.00	0.00	0.00	100	
18	1	(untitled)	12	12	B	0	11000	6	0	Unrestricted	0.00	0.00	0.00	100	
	2	(untitled)	12	12	B	0	11000	6	0	Unrestricted	0.00	0.00	0.00	100	
19	1	(untitled)	13	13	B	0	11000	6	0	Unrestricted	0.00	0.00	0.00	100	
	2	(untitled)	13	13	B	0	11000	6	0	Unrestricted	0.00	0.00	0.00	100	

Network Results

	Distance travelled (PCU-km/hr)	Time spent (PCU-hr/hr)	Mean journey speed (kph)	Total delay (PCU-hr/hr)	Weighted cost of delay (£ per hr)	Weighted cost of stops (£ per hr)	Excess queue penalty (£ per hr)	Performance Index (£ per hr)
Normal traffic	6627.38	1760.56	3.76	1583.89	22491.22	1146.47	0.00	23637.69
Bus	0.00	0.00	0.00	0.00	0.00	0.00	0.00	0.00
Tram	0.00	0.00	0.00	0.00	0.00	0.00	0.00	0.00
Pedestrians	0.00	0.00	0.00	0.00	0.00	0.00	0.00	0.00
TOTAL	6627.38	1760.56	3.76	1583.89	22491.22	1146.47	0.00	23637.69

- | < = adjusted flow warning (upstream links/traffic streams are over-saturated)
- | * = Traffic Stream - Normal, Bus or Tram Stop or Delay weighting has been set to a value other than 100%
- | ^ = Traffic Stream - Normal, Bus or Tram Stop or Delay Path weighting has been set to a value other than 100%
- | + = average link/traffic stream excess queue is greater than 0
- | **P.I. = PERFORMANCE INDEX**

